



Borrow Box for tablets and phones

Step 1

Download the **BorrowBox** app from the App Store for iPhone or Play Store for Android.



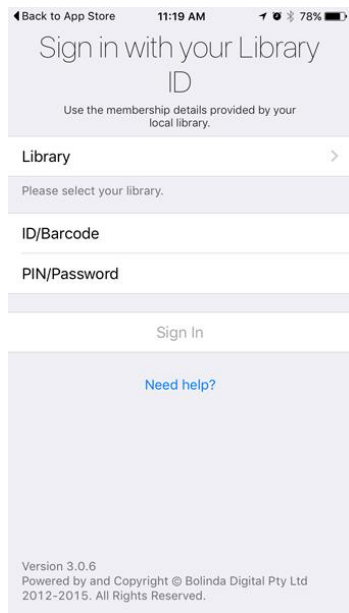
Step 2

Open the BorrowBox app, and tap on Library to search for your library.

Step 3

Enter your library card barcode in **UPPERCASE** into the ID/Barcode field

Enter the last 4 characters of your barcode in **UPPERCASE** into the PIN/Password field (example: 123D)

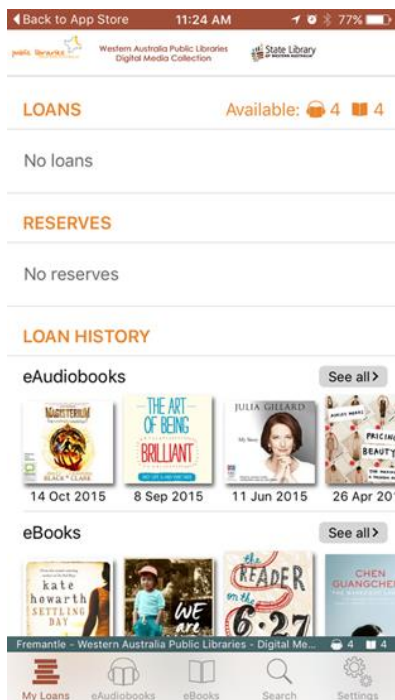


Step 4

Tap 'Sign In' and agree to Terms and Conditions if applicable.

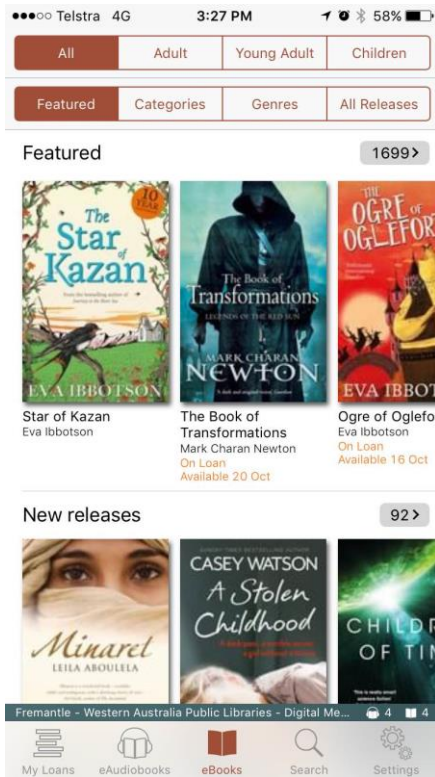
Step 5

Tap on the icons on the bottom of the screen to search or browse for a title.



Step 6

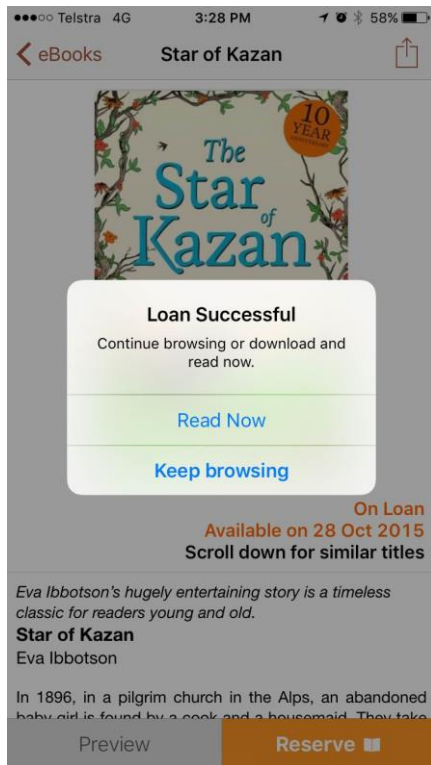
The titles page will look like this:



Browse the titles and tap on one that you would like to borrow.



Tap on the green Borrow button to read on your device.



The app will confirm your loan. Read now to open the ebook, or keep browsing to choose other titles.

