



# Meeting attachments

## Ordinary Meeting of Council

Wednesday 23 April 2025 6pm

<b>C2504-14 ACTIVE RESERVE HIRE POLICY.....</b>	<b>2</b>
1. DRAFT Active Reserve Hire Council Policy.....	2
<b>C2504-15 INFORMATION REPORT - FREMANTLE LIBRARY</b>	
<b>BI-ANNUAL REPORT - OCTOBER 2024 TO MARCH 2025.....</b>	<b>8</b>
1. Updated Bi Annual Report Infographic 24-25.....	8
<b>C2504-16 WORKING GROUP INFORMATION REPORT.....</b>	<b>11</b>
1. Destination Marketing Working Group Minutes 20 March 2025.....	11
2. Economic Development Working Group Minutes 17 March 2025.....	15
3. North Fremantle Plan Working Group Minutes 14 April 2025.....	20
<b>C2504-17 STATEMENT OF INVESTMENTS - MARCH 2025.....</b>	<b>24</b>
1. Investment Report - March 2025.....	24
<b>C2504-18 SCHEDULE OF PAYMENTS - 31 MARCH 2025.....</b>	<b>38</b>
1. Schedule of Payments and Listings - March 2025.....	38
2. Purchase Card transactions - March 2025.....	163
3. Summary of Payments - March 2025.....	172
<b>C2504-19 MONTHLY FINANCIAL REPORT - MARCH 2025.....</b>	<b>173</b>
1. Monthly Financial Report - March 2025.....	173



# Council Policy

## Active Reserve Hire

[fremantle.wa.gov.au](http://fremantle.wa.gov.au)



## Active Reserve Hire

### Policy scope

This policy applies to all groups and individuals wishing to access a City of Fremantle owned and/or managed active sporting reserves.

### Policy statement

The City of Fremantle is responsible for the management of a diverse range of public open spaces that are available for use for the purpose of sport. The purpose of this policy is to define Council's position in relation to the use and objectives of these active sport spaces, which will then provide the basis for a consistent approach in their management and use.

#### 1. Objectives

The City makes a significant investment and contribution to the management of community facilities. Council encourages use of these facilities by a broad range of groups and organisations on the basis that they provide for a need within the community and/or assist Council to achieve its community service, community development and capacity building objectives.

The objectives of this policy are to:

- Support sound management practices which increase availability for use of public open space.
- Encourage greater participation in a wide range of activities that improve individual and community health and well-being.
- Encourage and support existing organisations and activities and the emergence of new groups and activities that address community needs.
- Ensure that people and groups with diverse needs can access community facilities.
- Ensure the use of public open spaces are sustainable.
- Provide an equitable and consistent approach to the hire of all active sporting spaces across the City.

#### 2. Principles

The following set of principles underpins and enables achievement of the policy objectives.

**Inclusive:** Active sporting spaces are made available to all members of the community.

**Support local community groups:** Ensure public open spaces remain accessible for use by community-based organisations that assist Council to achieve its strategic vision and



this policy's objectives, and to ensure active sporting reserves are not dominated by one type of user group.

**Sustainable:** Long-term resilience of public open space surfaces by using sustainable lighting, landscaping and surface care practices.

**Functional:** Flexibility of function with public open space to cater for growth in population and changing community needs.

### **3. Category of Users**

The following list outlines distinct categories of users which are relevant to this policy and to which different access requirements may apply:

Category of User	Pricing Category	Example of User
Not-for-profit group or individual	Community	<ul style="list-style-type: none"> <li>Sporting clubs and associations for scheduled sporting competitions, social activities, training activities, etc</li> <li>Children and family groups e.g. playgroup, parent network meetings</li> <li>Residents conducting social sport play</li> </ul>
Educational organisations	Community	<ul style="list-style-type: none"> <li>Educational institutions for district and local interschool sporting events, study programmes, workshops, etc</li> </ul>
Government	Commercial	<ul style="list-style-type: none"> <li>Federal, State government agencies for programme delivery, etc</li> </ul>
Commercial	Commercial	<ul style="list-style-type: none"> <li>Fitness programmes e.g. personal trainers and professional coaches for exercise, weight loss and fitness activities</li> <li>Private coaching clinics</li> <li>Private sporting activity who does not have charity or NFP status</li> <li>Professional dog walkers, obedience trainers</li> </ul>

### **4. Educational Organisations**

Educational organisations from within the City of Fremantle are exempt from paying fees and charges, including bonds, for the use of Council reserves during school hours, namely 9am – 3pm, for curriculum related activities where those activities are infrequent.

Curriculum related activities outside of school hours may be negotiated as exempt from fees, including bonds, depending on availability of requested reserve. Schools wishing to use Council reserves on a regular basis will be required to follow the same



procedure as other uses and will incur a charge as per the schedule of fees and charges.  
(Note: regular and/or frequent use - i.e. weekly)

All schools wishing to hold sports tournaments, fairs, fetes and fundraising activities will be subject to the payment of a bond depending on the scale of the planned activity.

Schools outside the City of Fremantle will be charged as per the schedule of fees and charges.

## 5. Bookings

Community groups or organisations that hold tenure agreements on facilities adjacent to the active sporting reserve will have priority access to secure bookings.

On the commencement of each season, Summer and Winter, other hirers will be able to book the reserve once the seasonal requirements of host sporting groups have been met.

## 6. Reserve Maintenance and Care

The City's parks and landscape team are responsible for maintaining the condition and longevity of active sporting reserves and will ensure the reserve remains in a good condition to conduct community sporting activity. Surface condition will be closely monitored by assessing hire use over a 28-day period (average).

As part of the City's commitment to providing sustainable and functional sporting space to the community, the city reserves the right to decline and/or cancel any booking.

## 7. Fees, Waivers & Exemptions

All active reserve use will attract a hire fee in accordance with the City's Schedule of Fees and Charges. The City acknowledges that its venues are primarily hired by non-commercial users and that many of these users play a key role in combating social exclusion and enhancing the economic, social, and environmental wellbeing of the Fremantle community. In recognition of this, the City will offer discounted fees and charges for City-managed active reserves to non-commercial users, schools and Junior sporting clubs.

Fee Categories:

**Community Weekly Day Rate** – The rate which applies between the hours of 6:00am and 6:00pm by a community hirer.

**Community Weekly Night Rate** – The rate which applies between the hours of 6:00pm and 10:00pm by a community hirer.

**Community Weekend Day Rate** – The rate which applies between the hours of 7:00am and 1:00pm by a community hirer.



**Community Weekend Night Rate** – The rate which applies between the hours of 1:00pm and 10:00pm by a community hirer.

**Commercial Day Rate** – The rate which applies between 6:00am and 6:00pm by a commercial hirer.

**Commercial Night Rate** – The rate which applies between 6:00pm and 10:00pm by a commercial hirer.

## 8. Active Reserve Locations within the City

Bruce Lee Oval, Beaconsfield  
Dick Lawrence Oval, Beaconsfield  
Fremantle Oval, Fremantle  
Fremantle Park, Fremantle  
Frank Gibson Park, Fremantle  
Gilbert Fraser Oval, North Fremantle  
Horrie Long Reserve, Fremantle  
Hilton Park Upper, Beaconsfield  
Stevens Reserve, Fremantle  
Wilson Park, South Fremantle

## Definitions and abbreviations

**Active Reserve** - A City-owned or managed public open space sporting reserve which is designated for organised sport or other organised physical activity.

**Community Hirer** - A charity, an incorporated association or a community group with annual revenue of less than \$3 million, or an individual hiring a venue for non-commercial purposes.

**Commercial Hirer** - An organisation, group or individual hiring a venue as part of a business, for business purposes, and/or for financial benefit.

**Frequent Hirer** – A frequent hirer is an entity who hires the reserve more than once a week on a regular basis.

**Tenure Agreement** - a legal contract that outlines the terms and conditions under which an entity holds rights to use a property.

## Responsibility and review information



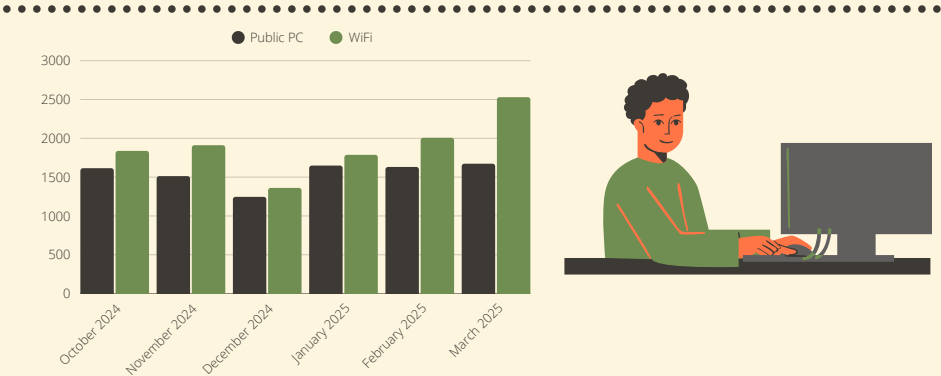
<b>Responsible officer:</b>	Manager Community Development
<b>Document adoption/approval details</b>	Approval/adoption date Proof of adoption/approval - meeting name or document no#
<b>Document amendment details</b>	Amendment approval/adoption date Proof of adoption/approval - meeting name or document no#
<b>Next review date</b>	(maximum of four years from last review)





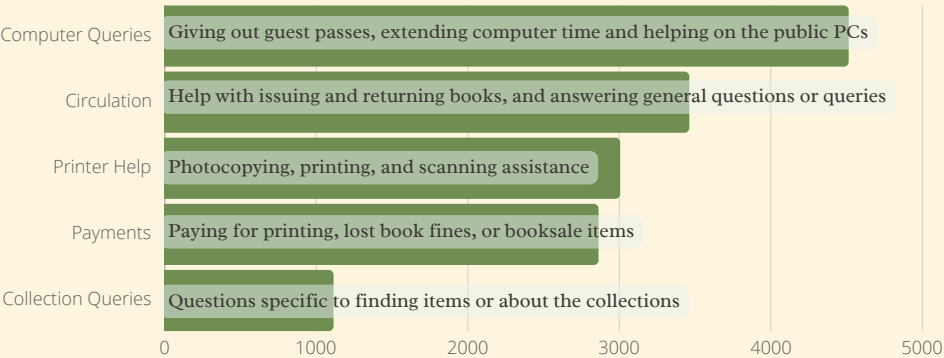
Public computer sessions 9819

Public WiFi sessions 13,401

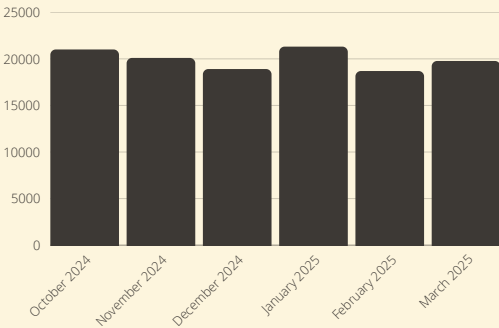


Customer enquiries 21,404

Top five queries for the period

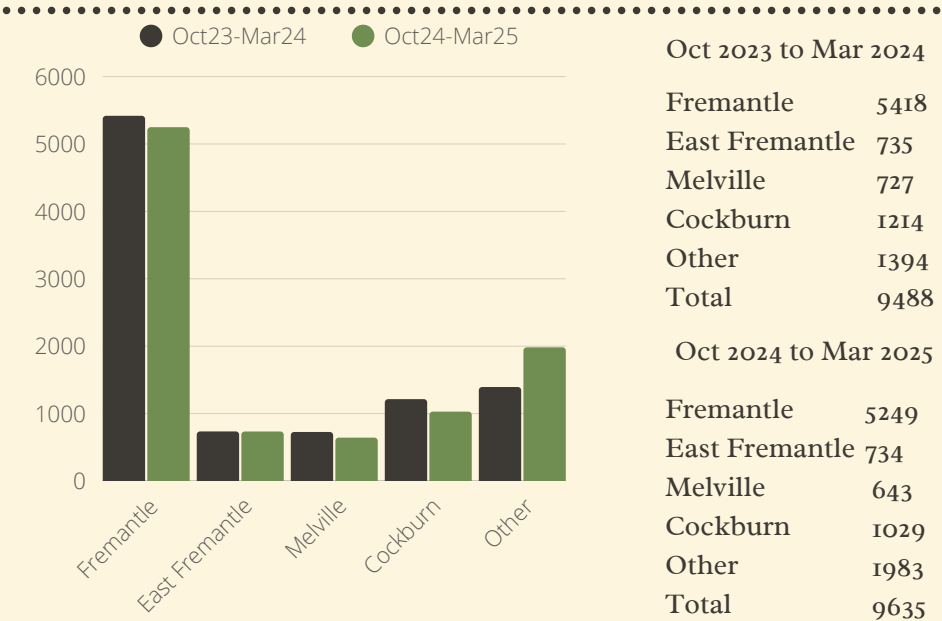


Loans 119,801

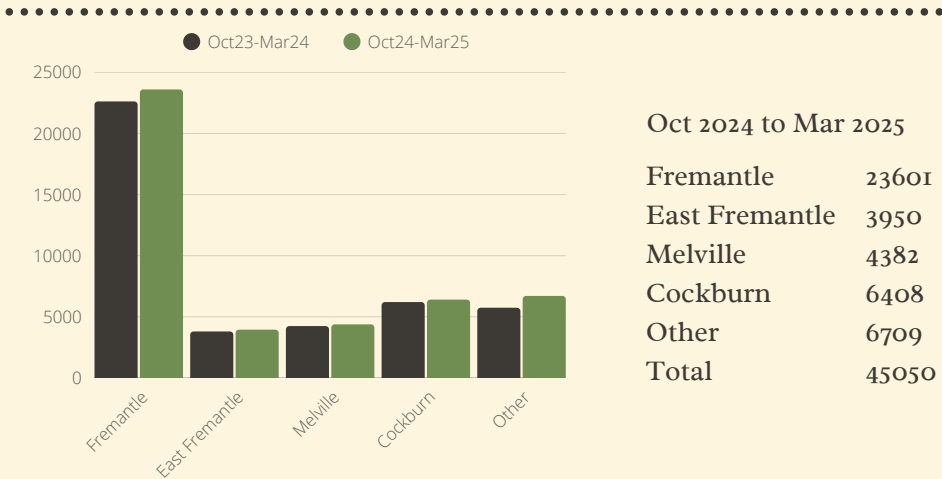


### Total active membership

Members who have used library in past 2 years



### Total membership 45,050





**Destination Marketing Working Group Meeting**

9.00am – 11.00am, 20 March 2025

Walyalup Civic Centre, 151 High St, Fremantle, WA 6160

**Attendees**

Working Group Members:

- Linda Wayman, Chair
- Tim Buckton, Garde/Emily Taylor
- Paula Nelson, Fremantle Prison
- Allie Dryja, Impact Digi
- Hannah Fick, Kinn & Co
- Kelsie Johnston, Fishing Boat Harbour Traders Group
- Mel Jacobs, Little Creatures
- Paige Myles, SeaLink

City Officers:

- Matthew Hammond
- Jess Foley
- Caitlin Skinner
- Alex Norman
- Sheridan Dryden
- Naomi Edwards

Apologies:

- Kate Hulett, Kate + Abel
- Chrissie Maus, Fremantle Chamber of Commerce

**Meeting agenda & minutes**

- 1. 09.00 – 09.30** – Welcome and introduction to new members – *Linda Wayman*
  - Round table introduction by all members and City officers
- 2. 09.30 – 10.00** – Destination Development Strategic Plan – *Linda Wayman*
  - Chair provided overview and origins of Destination Development Strategic Plan



- Starting the process of reviewing the interim outcomes of the DDSP as we prepare for the next phase DDSP. Interim review will commence towards the middle of 2025
- Members stressed the importance of attracting businesses to support the mid-week economy
- Superyachts were raised as a consideration for future focus and officers advised of work carried out on this sector to date, noting that Victoria Quay poses a future opportunity for these vessels. Paige has offered to provide any insights from past experience. Officers advised that the City is currently planning to bid for the super yacht conference to further explore these opportunities.

Officers confirmed that the Economic Development strategy is currently being developed and will be presented to DMWG for review as part of engagement activities when they commence.

**3. 10.00 – 10.20** – Current marketing activity EOFY (Destination WA, major events, campaigns) – *Alex Norman*

- Officers provided update on major upcoming events: Fremantle International Street Arts and Sculptures at Bathers Beach
- Working group members expressed interest better understanding current FISAF marketing to ensure it's promoted effectively so local businesses can maximise impact. Officers advised they will circulate information about current marketing activities being undertaken.
- Officers confirmed filming with partners continuing for Destination WA, with episode set to air Sunday 30<sup>th</sup> Channel 9 at 5.30pm
- Working Group members enquired as to whether an image library system is used to provide access to TIF content.

Officers advised the City manages an extensive media library, and can provide any TIF content (subject to licensing restrictions) to businesses upon request. Officers confirmed at this stage the City does not currently have a cloud based media library however this is



being investigated as a future opportunity.

- Working Group members suggested businesses and stakeholders may benefit from Street Arts sharing marketing assets earlier so that stay and play offers can be developed in the lead up to the festival.
  - Shop Independent campaign will be wrapped by the next meeting, and a report will be prepared to present to the group.
- Officers to also present Visit Fremantle social and website performance results.
- Media agency proposals for major brand campaign and Shop Independent to be looked at over the coming DMWG meetings.

**4. 10.20 – 10.50** – school holiday activation brainstorm – Sheridan Dryden & Alex Norman

- Officers presented statistics on economic impact of school holiday activations.
- Officers confirmed LEGO activation for July but open to suggestions for concepts to develop future school holiday programs in September and January
- Officers confirmed mechanism for visitor dispersal also a challenge with sites now ranging from East End all the way through to Victoria Quay being a challenge for parents with children on foot.
- Opportunity to reduce number of sites and focus on a more compact axis for dispersal.
- Members suggested:
  - o shows at the activations, performances of jugglers, magicians, etc like a kids FISAF
  - o collaborating with kids literary festival
  - o Halloween theme for September school holidays
  - o STEM themed festival (happening currently in Hobart)

Working Group members suggested a collaboration with the kids



literary festival (totally lit) and officers advised they are currently working with the festival organiser to develop a concept.

- Halloween was raised as an opportunity given it happens at the end of the school holidays
- A science/STEM themed festival was suggested similar to the one happening in Hobart right now which utilises the harbour and maritime history and science
- Officers raised the prospect of having one main throughline for activations that connects two sites – Walyalup Koort and Esplanade Park. Victoria Quay a possibility as well.

**5. 10.50 – 11.00 – Any other business**

- Meetings to be brought forward to every three weeks for the purposes of 25/26 planning.

**NEXT MEETING**

The next meeting will be held on Thursday 10<sup>th</sup> April 2025



# Minutes

## Economic Development Working Group

17 March 2025 4pm

L2, Wetj (Emu) Seminar Room

[fremantle.wa.gov.au](http://fremantle.wa.gov.au)



**City of Fremantle  
ED Working Group – Minutes 17 March 2025**



## **Official opening, welcome and acknowledgement**

Ngala kaaditj Whadjuk moort keyen kaadak nidja Walyalup boodja wer djinang  
Whadjuk kaaditjin wer nyiting boola yeye.

We acknowledge the Whadjuk people as the traditional owners of the greater  
Fremantle/Walyalup area and we recognise that their cultural and heritage beliefs  
are still important today.

Cr Sullivan opened the meeting at 4.04PM.

## **Attendance and apologies**

### **Attendees:**

#### Working Group Members

Ms Hannah Fitzhardinge	Mayor (online)
Cr Jenny Archibald	Deputy Mayor/Central Ward
Cr Andrew Sullivan	Coastal Ward (Chair)
Ms Chrissie Maus	CEO – Chamber of Commerce

#### City Officers

Mr Glen Dougall	Chief Executive Officer
Mr Matt Hammond	Director City Business
Ms Naomi Edwards	A/Manager Economy and Commercial
Mr Alex Norman	Team Leader Investment and Growth
Ms Caitlin Skinner	Economic Development Partner
Ms Donna Ross	Corporate Administration Officer

### **Apologies:**

Cr Ingrid van Dorssen	North Ward
-----------------------	------------

## **Agenda Items**

Item	Subject	Presenter
1	Walkthrough – Data and analytical tools (Pathz, Spendmapp, Remplan, Economy ID	Alex Norman and Caitlin Skinner
2	Spotlight on O'Connor	Matt Hammond
3	Emerging Strategies and objectives	Matt Hammond
4	Engagement Plan and timeline	Matt Hammond

## **Previous Action Items**

Nil.

City of Fremantle  
ED Working Group – Minutes 17 March 2025



## Presentations

### 1. WALKTHROUGH – DATA AND ANALYTICAL TOOLS (PATHZ, SPENDMAPP, REMPLAN, ECONOMY ID)

**Presenter:** Alex Norman/Caitlin Skinner  
**Attachments:** Nil.

#### SUMMARY

Officers presented on the 4 Key systems and how the quantitative data is assisting in contributing to the development of the City's Economic Development Strategy.

#### 1. Walkthrough - Tools driving our desktop research

**Spendmap** – Dashboard provides detailed insight into consumer spending patterns based on specific geographical areas and snapshot of expenditure over the year within Fremantle.

**Pathz** – Software platform that uses 4 types of data – metadata, ABS data, credit card data and GIS data. This provides a Heat map defining how visitors, residents and visitors are moving around the City.

**Economy ID** – high level economic data: (Census data)  
Overview on GRP, population, number and what kind of businesses, number of residents, workers that travel into Fremantle. Data can be benchmarked against other suburbs.

**Remplan** – Platform for data within key sectors - helpful tool to benchmark against other sectors, eg Tourism, Retail, employment areas.

Working group members provided feedback on data they wish to see as part of the analysis. This included comparison with other regional centres (eg Joondalup), or a report on percentage of spend by people who do not live in City of Fremantle.

#### 2. Spotlight on O'Connor – Opportunities and Challenges

Officers provided an overview of an analysis undertaken on suburb of O'Connor:

- 1,159 Occupied tenancies. 89 unoccupied (5.6% vacancy)
- Largest Vacancy – Amart Retail (5,733 sqm)
- Skilled trade and professional hub. The high percentage of professionals, managers, and tradespeople suggests strong business ownership and technical expertise.
- Light industrial focus with service businesses. The presence of food services, education, and healthcare roles suggests that industrial businesses can coexist with supporting services in the area.

3/5

**City of Fremantle  
ED Working Group – Minutes 17 March 2025**



- Majority of visitation Monday to Thursday. Drops off From Friday into weekend.
- Majority of Spend (\$410.8m) on bulky goods, followed by luxury goods and furniture/household goods.

Officers advised that the next step for the Strategy is to identify the key priorities relating to Economic Development Strategy. Working group members recommended focusing on 3 or 4 major Precincts which should include O'Connor, Victoria Quay, Knutsford, Mews Road, and North Fremantle and others as identified.

### **3. Emerging Objectives and actions and focus areas**

Officers presented strategies and objectives that have emerged from analysis and engagement to date as potential focus areas for the strategy. While analysis and engagement is still underway, activities carried out so far have included:

- SCP Engagement Data
- SCP Thriving City Pillar
- Desktop data and analysis (ongoing)
- ED Strategy Working Group feedback (ongoing)
- Business & industry engagement (ongoing)

Emerging strategies and objectives include:

#### **Investment and Industry**

- Incentivise investment and development
- Focus on priority industry sectors
- Business Support and Engagement

#### **Activation and Programming**

- Activated and engaging public spaces
- Safety and amenity
- Marketing and promotion

#### **Jobs, Skills & Innovation**

- Start-up and innovation ecosystem
- Research and education

#### **Economic Precinct planning & development**

- Economic precinct development
- Transformative projects and partnerships

### **4. Engagement Approach**

Engagement still to be carried out will include the following three streams:

- Major Industry events – seek feedback and industry trends/data from upcoming major events

**City of Fremantle  
ED Working Group – Minutes 17 March 2025**



- One to One Officer meetings – continue to seek feedback via one-one meetings with business and industry stakeholders
- Engagement via Economic Development Working Group – suggested that 3 or 4 sessions be held with major external stakeholders to collect their feedback/findings for the Working Group to make decisions on the Economic Development Strategy before presenting to Council.

Officers outlined the proposed Timeline, including engagement with stakeholders and adoption of the Economic Development Strategy by Council estimated to be in July or August 2025.

### **Next Meeting**

One on one stakeholder meetings to be organised by Officers.

### **Closure**

Cr. Sullivan closed the meeting at 5.45PM.



# Minutes

## North Fremantle Plan

### Working Group #1

Monday 14 April 2025, 3:30pm

L2, Wetj (Emu), Seminar Room

[fremantle.wa.gov.au](http://fremantle.wa.gov.au)

City of Fremantle  
North Fremantle Plan Working Group - Minutes



## Official opening, welcome and acknowledgement

Ngala kaaditj Whadjuk moort keyen kaadak nidja Walyalup boodja wer djinang  
Whadjuk kaaditjin wer nyiting boola yeye.

We acknowledge the Whadjuk people as the traditional owners of the greater  
Fremantle/Walyalup area and we recognise that their cultural and heritage beliefs  
are still important today.

Mr Russell Kingdom opened the meeting at 3.33pm.

## Attendance and apologies

### Attendees:

Ms Hannah Fitzhardinge	Mayor ( <i>attended online</i> )
Cr Andrew Sullivan	Coastal Ward
Cr Ben Lawver	East Ward ( <i>arrived 3:45pm</i> )
Cr Doug Thompson	North Ward
Cr Ingrid van Dorssen	North Ward ( <i>arrived 3:37pm</i> )
Mr Glen Dougall	Chief Executive Officer
Mr Russell Kingdom	Director Planning, Place & Urban Development
Mr Patrick Ford	Manager Strategic Planning & City Design
Ms Marissa Morskate	Senior Strategic Planning Officer
Mr Liam Moritz	Principal Urban Designer
Mr Kavi Gupta	Community Engagement Partner

### Apologies:

Mr Nathan Blumenthal	Team Leader Strategic Planning & City Design
----------------------	--

## Agenda Items

Item	Subject	Presenter
1	Welcome and Apologies.	Chair
2	Election of Chairperson	CEO
3	Project Plan – Overview	Russell/Pat
4	Project Update – Urban Analysis	Liam
5	Project Update – Community Engagement Plan	Kavi
6	Agree next Actions.	Chair
7	Agree on next meeting date	Chair
8	Close	Chair

**City of Fremantle  
North Fremantle Plan Working Group - Minutes**



## **Presentations**

### **1. Election of Chairperson**

The North Ward Councillors were nominated and elected for the Chair and Deputy Chair of the Working group.

- Cr Doug Thompson – Chair
- Cr Ingrid van Dorssen – Deputy Chair

Cr Thompson chaired the meeting and sought clarity on the purpose and outcomes of the meeting. The following was agreed:

- To seek alignment/agreement of the brief across the Group
- To endorse the community engagement approach
- To note proposed program

### **2. Project Plan – Overview**

Russell Kingdom presented the North Fremantle Urban Design Framework – Project Plan 2024/25.

It was discussed that the North Fremantle Plan is a natural extension of the City Centre City Plan – however, it would remain a 'higher- level' strategic plan with a key focus on transport and reinforcing the existing local centre.

### **3. Project Update – Urban Analysis**

Liam Moritz presented details the background and history of North Fremantle, context and key issues that will be used for community engagement, including:

- Planning Context.
- History, and the evolution of North Fremantle's urban structure.
- Existing places and activities.
- Existing connections, movement networks and restrictions.
- Broader transport issues.
- Existing projects and planning initiatives.
- Coastal planning challenges.
- Port, and future of Fremantle Planning Study.
- Future challenges:
  - How can North Fremantle grow from its heart?
  - How can we reconnect from river to coast?

**City of Fremantle  
North Fremantle Plan Working Group - Minutes**



- How can we solve our active transport connections?
- How should we prepare for a rising sea level?
- How can our train network better serve the community?
- How can we optimise roads and prioritise people?
- What needs to happen first and what can wait?

The Chair asked is there anything that has been missed from a community engagement standpoint? The Working Group raised the following items:

- Pedestrian links / defragmentation.
- Can't continue with BAU re road planning, i.e., channelling all routes into one highway.
- Needs a network of roads = permeability.
- Establish the rules for new planning (Principles).
- Add a need to consider a further river crossing between Perth and Fremantle as a regional solution.
- Coastal Erosion implications and what planning is needed.
- What are the Regional Recreational needs?
- Ask community what their recreational needs are.
- Address the 'sectionalisation' of the community.
- Does NF need a supermarket? What? Where?
- Add issues to the mapping that exist in neighbouring LGAs. i.e., McCall Centre, Wellington St Underpass, etc.
- See weblink to 'Linking Shores' – a community generated plan.

#### **4. Project Update – Community Engagement Plan**

Kavi Gupta presented the Engagement Overview Discussion presentation which indicated the level of engagement, principles and anticipated timeline.

### **Next Meeting**

The working group will meet again following community engagement, estimated July 2025.

### **Closure**

The Chair closed the meeting at 4:45pm.





# Concise Investment Report

Cash and Simple Interest

**City of Fremantle - Municipal**

Period Ended 31 March 2025

## Contents

1. Portfolio As At 31 March 2025
2. Portfolio Credit Framework As At 31 March 2025
3. Portfolio Credit Framework Limits As At 31 March 2025
4. Counterparty Credit Framework As At 31 March 2025
5. Issuer Trading Limits As At 31 March 2025
6. Portfolio by Term to Maturity As At 31 March 2025
7. Portfolio Summary by Fossil Fuel Lending ADIs As At 31 March 2025
8. Performance Statistics For Period Ending 31 March 2025
9. Interest and Distribution Income For 1 March 2025 to 31 March 2025
10. Transactions For Period 1 March 2025 to 31 March 2025

## 1. Portfolio As At 31 March 2025

Latest Deal Code	Latest Deal Settlement Date	Issuer	WAL / Interim Maturity Date	Term (Days)	Coupon Rate/Latest Yield	Coupon Frequency	Issuer Rating Short Term	Issuer Rating Long Term	% Total Face Value	Original Face Value Notional	Accrued Interest Notional	Market Value Notional
City of Fremantle - Municipal												
<b>At Call Deposit</b>												
LC246571	31 Mar 2025	National Australia Bank Ltd	1 Apr 2025	2,589	4.50	Nil	S&P ST A1+	S&P AA-	15.68%	9,229,289.29	0.00	9,229,289.29
LC246569	31 Mar 2025	Macquarie Bank Ltd	1 Apr 2025	1,685	0.35	Nil	S&P ST A1*	S&P A+	0.02%	10,750.82	0.00	10,750.82
LC94818	30 Jun 2020	AMP Bank Ltd	1 Apr 2025	2,832	0.55	Nil	Moodys ST P-2*	Moodys Baa2	0.00%	32.68	0.00	32.68
At Call Deposit Subtotal									15.70%	9,240,072.79	0.00	9,240,072.79
<b>Term Deposit</b>												
LC217398	6 Sep 2024	Bank of Queensland Ltd	8 Apr 2025	214	4.92	Maturity	S&P ST A2	S&P A-	3.40%	2,000,000.00	55,535.34	2,055,535.34
LC218174	12 Sep 2024	Suncorp Bank (Norfina Ltd) - Subsidiary of ANZ	10 Apr 2025	210	4.95	Maturity	S&P ST A1+	S&P AA-	5.10%	3,000,000.00	81,369.87	3,081,369.87
LC219432	1 Oct 2024	National Australia Bank Ltd	29 Apr 2025	210	5.05	Maturity	S&P ST A1+	S&P AA-	3.40%	2,000,000.00	50,084.94	2,050,084.94
LC223519	12 Nov 2024	Bank of Queensland Ltd	12 May 2025	181	5.10	Maturity	S&P ST A2	S&P A-	3.40%	2,000,000.00	38,843.84	2,038,843.84
LC224985	25 Nov 2024	Bank of Queensland Ltd	26 May 2025	182	5.10	Maturity	S&P ST A2	S&P A-	5.10%	3,000,000.00	52,816.44	3,052,816.44
LC216143	30 Aug 2024	Judo Bank	27 May 2025	270	5.00	Maturity	S&P ST A2	S&P BBB	3.40%	2,000,000.00	58,356.16	2,058,356.16
LC229125	11 Dec 2024	Bank of Queensland Ltd	10 Jun 2025	181	5.18	Maturity	S&P ST A2	S&P A-	0.85%	500,000.00	7,805.48	507,805.48
LC214886	14 Aug 2024	AMP Bank Ltd	10 Jun 2025	300	5.20	Maturity	Moodys ST P-2	Moodys Baa2	3.40%	2,000,000.00	65,249.32	2,065,249.32
LC215727	26 Aug 2024	Westpac Banking Corporation Ltd	23 Jun 2025	301	5.08	Maturity	S&P ST A1+	S&P AA-	5.10%	3,000,000.00	90,604.92	3,090,604.92
LC231304	13 Jan 2025	AMP Bank Ltd	14 Jul 2025	182	5.10	Maturity	Moodys ST P-2	Moodys Baa2	1.70%	1,000,000.00	10,758.90	1,010,758.90
LC231420	14 Jan 2025	Judo Bank	14 Jul 2025	181	5.05	Maturity	S&P ST A2	S&P BBB	3.40%	2,000,000.00	21,030.14	2,021,030.14
LC247069	18 Mar 2025	Westpac Banking Corporation Ltd	16 Jul 2025	120	4.83	Maturity	S&P ST A1+	S&P AA-	3.46%	2,033,515.62	3,498.20	2,037,013.82
LC217401	6 Sep 2024	National Australia Bank Ltd	1 Aug 2025	329	4.95	Maturity	S&P ST A1+	S&P AA-	5.10%	3,000,000.00	83,810.97	3,083,810.97
LC219997	8 Oct 2024	Suncorp Bank (Norfina Ltd) - Subsidiary of ANZ	4 Aug 2025	300	5.10	Maturity	S&P ST A1+	S&P AA-	3.40%	2,000,000.00	48,624.66	2,048,624.66
LC220828	16 Oct 2024	Suncorp Bank (Norfina Ltd) - Subsidiary of ANZ	12 Aug 2025	300	5.07	Maturity	S&P ST A1+	S&P AA-	3.40%	2,000,000.00	46,116.16	2,046,116.16
LC218169	12 Sep 2024	National Australia Bank Ltd	12 Sep 2025	365	4.95	Maturity	S&P ST A1+	S&P AA-	5.10%	3,000,000.00	81,369.87	3,081,369.87
LC223740	14 Nov 2024	AMP Bank Ltd	12 Sep 2025	302	4.90	Maturity	Moodys ST P-2	Moodys Baa2	1.70%	1,000,000.00	18,391.78	1,018,391.78
LC231611	16 Jan 2025	Suncorp Bank (Norfina Ltd) - Subsidiary of ANZ	12 Nov 2025	300	5.00	Maturity	S&P ST A1+	S&P AA-	3.40%	2,000,000.00	20,273.98	2,020,273.98
LC234168	13 Feb 2025	National Australia Bank Ltd	10 Dec 2025	300	4.80	Maturity	S&P ST A1+	S&P AA-	5.10%	3,000,000.00	18,147.96	3,018,147.96
LC233795	10 Feb 2025	Westpac Banking Corporation Ltd	17 Dec 2025	310	4.90	Maturity	S&P ST A1+	S&P AA-	5.23%	3,076,317.53	20,236.26	3,096,553.79
LC246466	31 Mar 2025	Suncorp Bank (Norfina Ltd) - Subsidiary of ANZ	17 Dec 2025	261	4.90	Maturity	S&P ST A1+	S&P AA-	5.10%	3,000,000.00	0.00	3,000,000.00
LC245333	24 Mar 2025	Suncorp Bank (Norfina Ltd) - Subsidiary of ANZ	19 Dec 2025	270	4.72	Maturity	S&P ST A1+	S&P AA-	5.10%	3,000,000.00	2,715.63	3,002,715.63
Term Deposit Subtotal									84.30%	49,609,833.15	875,640.82	50,485,473.97



Latest Deal Code	Latest Deal Settlement Date	Issuer	WAL / Interim Maturity Date	Term (Days)	Coupon Rate/Latest Yield	Coupon Frequency	Issuer Rating Short Term	Issuer Rating Long Term	% Total Face Value	Original Face Value Notional	Accrued Interest Notional	Market Value Notional
City of Fremantle - Municipal Subtotal					4.90				100.00%	58,849,905.94	875,640.82	59,725,546.76
Report Total									100.00%	58,849,905.94	875,640.82	59,725,546.76

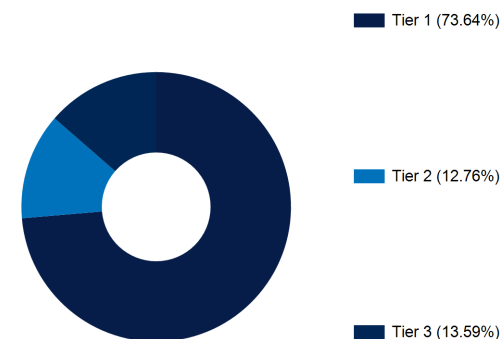
Notes:  
1. Coupon Rate is the full coupon rate at the next coupon date if that next coupon exists.  
2. The values shown as subtotals and total of the coupon rate column are weighted average running yields  
3. An asterisk in the Issuer Rating Short Term column indicates that the security's rating differs from the issuer's short term rating. Refer to Laminar for further information.

## 2. Portfolio Credit Framework As At 31 March 2025

Credit Quality	Issuer/Security Rating Group	Face Value	% Total Value
Tier 1			
	AA+ to AA-	34,109,833.15	57.96%
	A1+	9,229,289.29	15.68%
	Tier 1	43,339,122.44	73.64%
Tier 2			
	A+ to A-	7,500,000.00	12.74%
	A1	10,750.82	0.02%
	A2	32.68	0.00%
	Tier 2	7,510,783.50	12.76%
Tier 3			
	BBB+ to BBB-	8,000,000.00	13.59%
	Tier 3	8,000,000.00	13.59%
	Portfolio Total	58,849,905.94	100.00%

Limits			
	Credit Rating Group	Maximum Allocation Face Value	Maximum Allocation %
Tier 1	AAA to AA- to A1+	58,849,905.94	100%
Tier 2	A1 to A-	35,309,943.56	60%
Tier 3	BBB+ to BBB-	20,597,467.08	35%
Tier 4	Unrated (Authorised)	8,827,485.89	15%

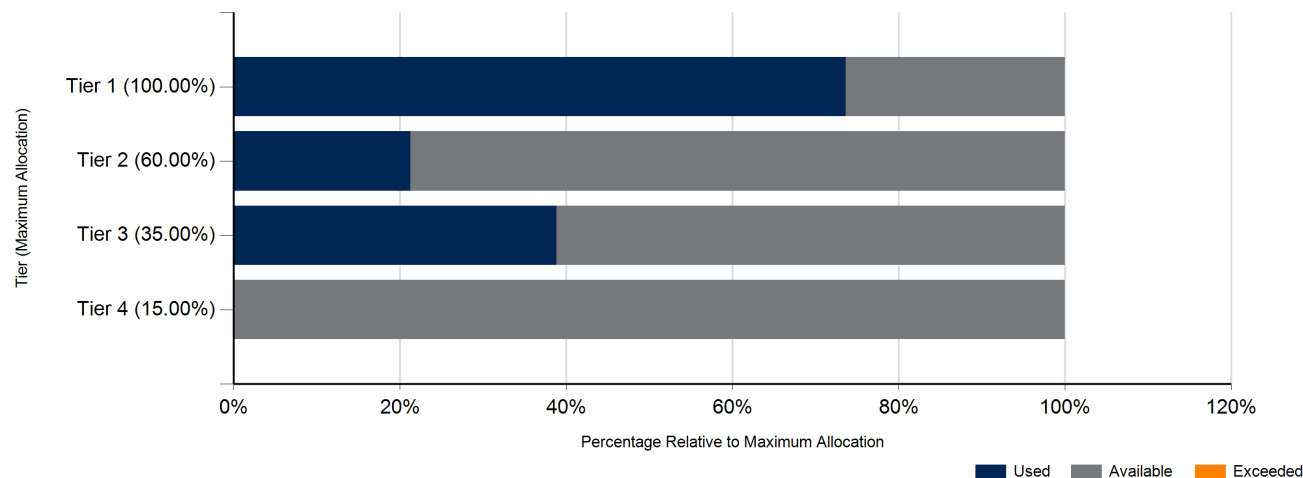
Face Value by Portfolio Credit Framework



### 3. Portfolio Credit Framework Limits As At 31 March 2025

Tier	Allocation	Allocation %	Maximum Allocation %	% Used of Maximum Allocation	% Available of Maximum Allocation	% Exceeded of Maximum Allocation
Tier 1	43,339,122.44	73.64%	100.00%	73.64%	26.36%	0.00%
Tier 2	7,510,783.50	12.76%	60.00%	21.27%	78.73%	0.00%
Tier 3	8,000,000.00	13.59%	35.00%	38.83%	61.17%	0.00%
Tier 4	0.00	0.00%	15.00%	0.00%	100.00%	0.00%
	58,849,905.94					
Values used in the above calculations exclude interest for term deposits and other simple interest securities.						

#### Portfolio Credit Framework Amounts Relative to Maximum Allocations



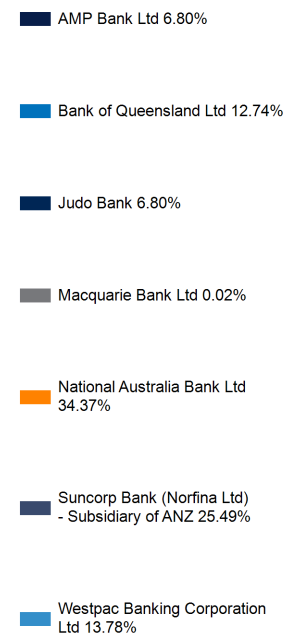
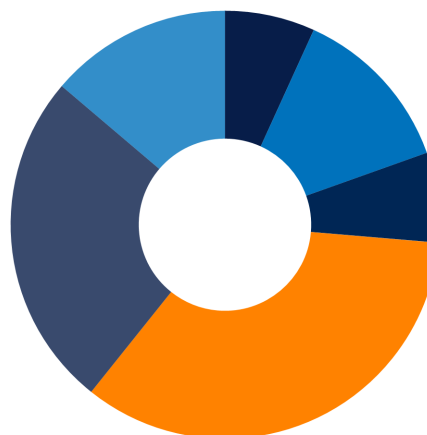
#### 4. Counterparty Credit Framework As At 31 March 2025

Issuer	Rating Group	Face Value	% Total Value
AMP Bank Ltd	A2, BBB+ to BBB-	4,000,032.68	6.80%
Bank of Queensland Ltd	A+ to A-	7,500,000.00	12.74%
Judo Bank	BBB+ to BBB-	4,000,000.00	6.80%
Macquarie Bank Ltd	A1	10,750.82	0.02%
National Australia Bank Ltd	A1+, AA+ to AA-	20,229,289.29	34.37%
Suncorp Bank (Norfina Ltd) - Subsidiary of ANZ	AA+ to AA-	15,000,000.00	25.49%
Westpac Banking Corporation Ltd	AA+ to AA-	8,109,833.15	13.78%
Portfolio Total		58,849,905.94	100.00%

Notes
1. An issuer may have multiple rating groups if they are associated with, as an example, holdings in both an At Call Deposits (short term rating) and a term deposit (long term rating) security.

Face Value by Issuer



## 5. Issuer Trading Limits As At 31 March 2025

Issuer	Already Traded (with Issuer Group) Face Value Notional	Limit For Book or Trading Entity	Tier (Long Term Rating)	Trading Limit	Average Investment Previous Financial Year	Trading Limit Used (%)	Trading Limit Available (%)	Trading Limit Available (Value)	Trading Limit Exceeded (%)	Trading Limit Exceeded (\$)
AMP Bank Ltd	4,000,032.68	Entity	Tier 3	10.00	% of 53,123,892.00	75	25	1,312,356	0	0
Bank of Queensland Ltd	7,500,000.00	Entity	Tier 2	25.00	% of 53,123,892.00	56	44	5,780,973	0	0
Judo Bank	4,000,000.00	Entity	Tier 3	10.00	% of 53,123,892.00	75	25	1,312,389	0	0
Macquarie Bank Ltd	10,750.82	Entity	Tier 2	25.00	% of 53,123,892.00	0	100	13,270,222	0	0
National Australia Bank Ltd	20,229,289.29	Entity	Tier 1	45.00	% of 53,123,892.00	85	15	3,676,462	0	0
Suncorp Bank (Norfina Ltd) - Subsidiary of ANZ	15,000,000.00	Entity	Tier 1	45.00	% of 53,123,892.00	63	37	8,905,751	0	0
Westpac Banking Corporation Ltd	8,109,833.15	Entity	Tier 1	45.00	% of 53,123,892.00	34	66	15,795,918	0	0
	58,849,905.94							50,054,071		0
Average Investment Previous Financial Year	53,123,892.00									

### Notes

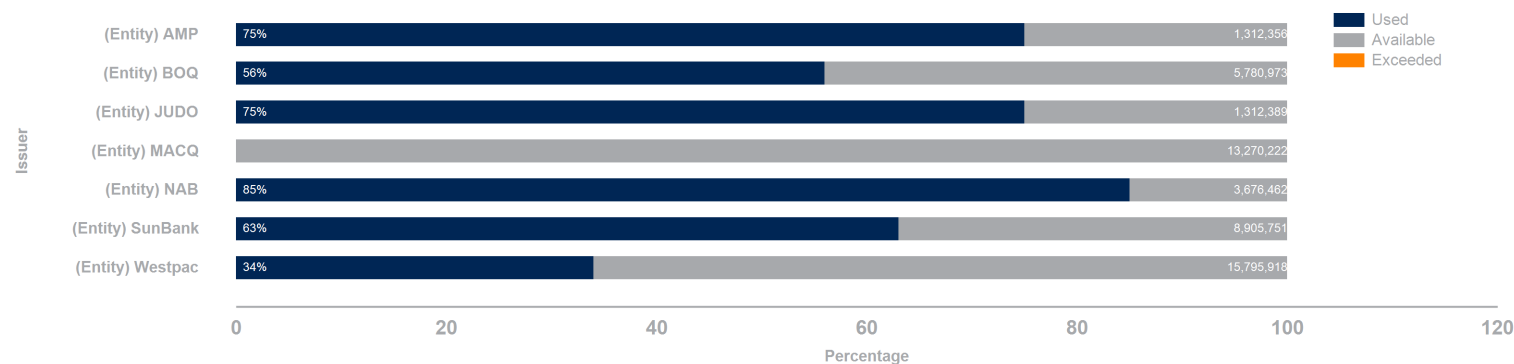
1. The Trading Limit Type column will report an amount that depends upon the value chosen for the Trading Entity Portfolio Balance parameter.

Parameter value selected:

Average of 12 Months (Prior FY) - the amount will be the average of the 12 month-end portfolio totals (current face value) within the previous financial year for the primary Trading Book only

Portfolio As At (Standard Mode) - the amount will be the total current face value as at the selected As At date across all Trading Books in the portfolio.

### Issuer Trading Limits



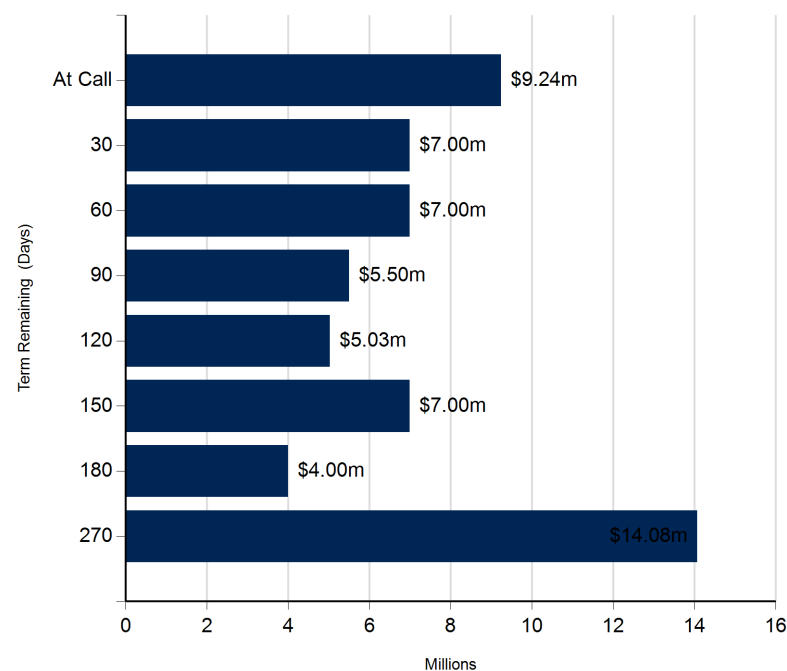


## 6. Portfolio by Term to Maturity As At 31 March 2025

Term Remaining (Days)	Face Value	% Total Value
At Call	9,240,072.79	15.70%
30	7,000,000.00	11.89%
60	7,000,000.00	11.89%
90	5,500,000.00	9.35%
120	5,033,515.62	8.55%
150	7,000,000.00	11.89%
180	4,000,000.00	6.80%
270	14,076,317.53	23.92%
Portfolio Total	58,849,905.94	100.00%

Note: Term Remaining is calculated using a weighted average life date (WAL) where appropriate and available otherwise the interim (initial) maturity date is used.

Face Value by Term Remaining



## 7. Portfolio Summary by Fossil Fuel Lending ADIs As At 31 March 2025

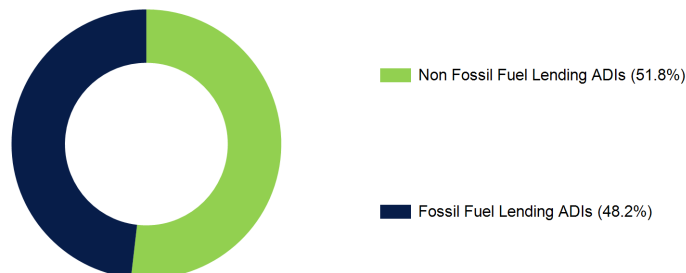
### Portfolio Summary by Fossil Fuel Lending ADIs

ADI Lending Status	% Total	Current Period
<b>Non Fossil Fuel Lending ADIs</b>		
AMP Bank Ltd	6.8%	4,000,032.68
Bank of Queensland Ltd	12.7%	7,500,000.00
Bendigo & Adelaide Bank Ltd	0.0%	0.00
Judo Bank	6.8%	4,000,000.00
Suncorp Bank (Norfina Ltd) - Subsidiary of ANZ	25.5%	15,000,000.00
	51.8%	30,500,032.68
<b>Fossil Fuel Lending ADIs</b>		
Macquarie Bank Ltd	0.0%	10,750.82
National Australia Bank Ltd	34.4%	20,229,289.29
Westpac Banking Corporation Ltd	13.8%	8,109,833.15
	48.2%	28,349,873.26
<b>Total Portfolio</b>		<b>58,849,905.94</b>

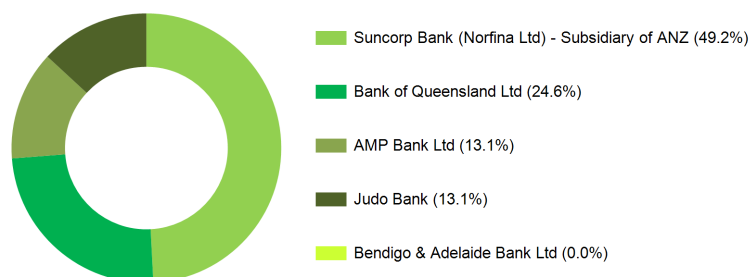
All amounts shown in the table and charts are Current Face Values. The above percentages are relative to the portfolio total and may be affected by rounding. A fossil fuel lending ADI appearing in the non-fossil fuel related table will indicate that the portfolio contains a "green bond" issued by that ADI.

Note: Reference for financial institutions not supporting the unlocking of carbon is (<http://www.marketforces.org.au/>).

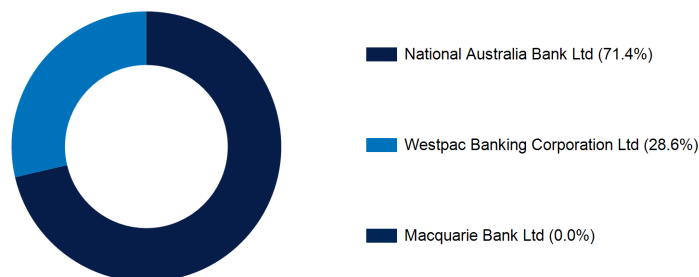
### Fossil Fuel vs Non Fossil Fuel Lending ADI



### Non Fossil Fuel Lendings ADIs



### Fossil Fuel Lendings ADIs



8. Performance Statistics For Period Ending 31 March 2025

Trading Book	1 Month	3 Month	12 Month	Since Inception
City of Fremantle - Municipal				
Portfolio Return (1)	0.35%	1.04%	4.19%	2.21%
Performance Index (2)	0.35%	1.07%	4.46%	1.99%
Excess Performance (3)	0.00%	-0.03%	-0.27%	0.22%

- Notes
- 1

Portfolio performance is the rate of return of the portfolio over the specified period
- 2

The Performance Index is the Bloomberg AusBond Bank Bill Index (Bloomberg Page BAUBIL)
- 3

Excess performance is the rate of return of the portfolio in excess of the Performance Index

Trading Book	Weighted Average Running Yield
City of Fremantle - Municipal	4.90
Fossil Fuel Support - Simple Interest Only	4.94
Non Fossil Fuel Support - Simple Interest Only	5.00
Fossil Fuel Support - All Securities	4.79
Non Fossil Fuel Support - All Securities	5.00

## 9. Interest and Distribution Income For 1 March 2025 to 31 March 2025

Security ISIN	Security	Income Expense Code	Settlement Date	Face Value (Basis of Interest Calculation)	Consideration Notional	Income Type	Trading Book
	BENAU 4.93 05 Mar 2025 180DAY TD	IEI379922	5 Mar 2025	2,000,000.00	48,624.66	Security Coupon Interest	City of Fremantle - Municipal
	SunBank 5 05 Mar 2025 180DAY TD	IEI379925	5 Mar 2025	3,000,000.00	73,972.60	Security Coupon Interest	City of Fremantle - Municipal
	Westpac 5.07 18 Mar 2025 90DAY TD	IEI403559	18 Mar 2025	2,033,797.26	25,425.25	Security Coupon Interest	City of Fremantle - Municipal
	SunBank 4.94 24 Mar 2025 210DAY TD	IEI377764	24 Mar 2025	3,000,000.00	85,265.75	Security Coupon Interest	City of Fremantle - Municipal
					233,288.26		

10. Transactions For Period 1 March 2025 to 31 March 2025

Security	Security ISIN	Deal Code	Acquisition/ Disposal	Transaction Date	Settlement Date	Face Value Original	Face Value Current	Bond Factor	Capital Price	Accrued Interest Price	Gross Price	Consideration Notional
Westpac 4.83 16 Jul 2025 120DAY TD		LC247069	Acquisition	18 Mar 2025	18 Mar 2025	2,033,515.62	2,033,515.62	1.00000000	100.000	0.000	100.000	2,033,515.62
SunBank 4.72 19 Dec 2025 270DAY TD		LC245333	Acquisition	24 Mar 2025	24 Mar 2025	3,000,000.00	3,000,000.00	1.00000000	100.000	0.000	100.000	3,000,000.00
SunBank 4.9 17 Dec 2025 261DAY TD		LC246466	Acquisition	31 Mar 2025	31 Mar 2025	3,000,000.00	3,000,000.00	1.00000000	100.000	0.000	100.000	3,000,000.00
												8,033,515.62

Note: 1. The transaction list above excludes transactions associated with At Call securities.



Disclaimer:

Laminar Capital Pty Ltd ABN 33 134 784 740 (AFSL 476686), its officers, employees, agents and associates ("Associates") from time to time hold interests in securities of, or earn brokerage, fees and other benefits from, corporations or investment vehicles referred to in documents provided to clients. All information contained herein is confidential and proprietary to Laminar Capital and, accordingly, this material is not to be reproduced in whole or in part or used for any purpose except as authorised by Laminar Capital. It is to be treated as strictly confidential and not disclosed directly or indirectly to any other person, firm or entity.

Distribution of this information to anyone other than the original recipient and that party's advisers is unauthorised. Any reproduction of these materials, in whole or in part, or the divulgence of any of its contents, without the prior consent of Laminar Capital is prohibited. Any securities recommendation or comments (including an opinion) contained in this document is general advice only and does not take into account your personal objectives, financial situation or needs. Laminar Capital is not acting in a fiduciary capacity. Recommendations or statements of opinion expressed may change without notice. You should not act on a recommendation or statement of opinion without first considering the appropriateness of the general advice to your personal circumstances or consulting your investment advisor to determine whether the recommendation or statement of opinion is appropriate for your investment objectives, financial situation or needs.

Laminar Capital believes that the information contained in this document is accurate when issued. Laminar Capital does not warrant that the information contained herein is accurate, reliable, complete or up-to-date, and, to the fullest extent permitted by law, disclaims all liability of Laminar Capital and its Associates for any loss or damage suffered by any person by reason of the use by that person of, or their reliance on, any information contained in this document or any error or defect in this document, whether arising from the negligence of Laminar Capital or its Associates or otherwise. No action should be taken on the basis of or in reliance on the information, opinions or conclusions contained in this document.

Laminar Capital acts as principal when we buy and sell fixed interest securities in the secondary markets. The yield that we quote to you incorporates any margin that we may receive. The margin is the difference between the price at which we, as principal, buy the security and the price at which we sell the security to you. Laminar Capital may also receive placement fees from Issuers for distributing securities on their behalf.

This document is not, and is not intended to be, an offer or invitation for subscription or sale, or a recommendation, with respect to any securities, nor is it to form the basis of any contract or commitment. This document does not purport to identify the nature of the specific market or other risks associated with these products. Before entering into any transaction in relation to the products, the investor should ensure that it fully understands the terms of the products and the transaction, relevant risk factors, the nature and extent of the investor's risk of loss and the nature of the contractual relationship into which the investor is entering. Prior to investing in these products, an investor should determine, based on its own independent review and such professional advice as it deems appropriate, the economic risks and merits, the legal, tax accounting characteristics and risk, and the consequences of an investment in them. This is not a substantive commentary or analysis by Laminar Capital and has not been prepared as a research product or comments by a research analyst.

LAMINAR CAPITAL PTY LTD  
ACN 134 784 740  
WWW.LAMINARCAPITAL.COM.AU

MELBOURNE OFFICE: LEVEL 5 RIALTO NORTH, 525 COLLINS STREET, MELBOURNE, VIC 3000 T 61 3 9001 6990 F 61 3 9001 6933  
SYDNEY OFFICE: LEVEL 18 ANGEL PLACE, 123 PITT STREET, SYDNEY NSW, 2000 T 61 2 8094 1230  
BRISBANE OFFICE: LEVEL 15 CENTRAL PLAZA 1, 345 QUEEN STREET, BRISBANE QLD, 4000 T 61 7 3123 5370

Report Code: TEPACK050EXT-00.22  
Report Description: Concise Investment Report Pack 50  
Parameters:  
Trading Entity: City of Fremantle  
Trading Book: City of Fremantle - Municipal  
Settlement Date Base  
History Start Date: 1 Jan 2000  
Prior Period End Date: 28 Feb 2025  
Exclude Term Deposit Interest  
Eliminate Issuer Parent-Child Effect In Trading Limit Calculations  
Hide Issuer Parent Column In Trading Limit Table  
Use Face Value Notional In Trading Limit Calculations  
Portfolio Value for Trading Limit Calculations: Average of 12 Months (Prior FY)



## Payment Register

Payment No	Payment Date	Payee	Invoice Description	Invoice Amount	Payment Amount
<b>Payments</b>					
EF146946	19/03/2025	11 The Online Shopping			2,140.00
				1,490.00	
				650.00	
EF147156	26/03/2025	1300 Australia Pty Ltd			499.00
				499.00	
EF147007	19/03/2025	3D HR Legal Pty Ltd			11,264.00
				11,264.00	
EF146738	12/03/2025	88 ASTRONAUTS PTY LTD			33.50
				33.50	
EF146995	19/03/2025	A.B KALOTAY & S PANGESTU (t.as Kura			20.20
			Found_Feb 2025 21667 Kalotay Anika	20.20	
EF147102	26/03/2025	ABC Distributors (WA) Pty Ltd			1,914.00
				1,914.00	
EF146742	12/03/2025	ABC PAINT & DECO PTY LTD			25,245.00
				25,245.00	
EF146485	05/03/2025	Access Office Industries			8,118.00
				7,722.00	



## Payment Register

Payment No	Payment Date	Payee	Invoice Description	Invoice Amount	Payment Amount
				396.00	
EF146786	19/03/2025	Access Office Industries		664.40	
				664.40	
EF146920	19/03/2025	Ace Plus		3,378.76	
				573.10	
				1,770.67	
				1,034.99	
EF146722	12/03/2025	Admiral Printing & Stationery		165.00	
				165.00	
EF147063	19/03/2025	Adsamotion Pty Ltd		1,880.00	
				1,880.00	
EF146750	12/03/2025	Afroblonde		611.52	
				611.52	
EF146694	12/03/2025	AHD Paper Co		599.46	
				599.46	
EF146597	05/03/2025	Airway Logistics Pty Ltd		634.44	
				634.44	
EF146875	19/03/2025	AKA Seating Systems Pty Ltd		10,202.50	






## Payment Register

Payment No	Payment Date	Payee	Invoice Description	Invoice Amount	Payment Amount
				10,202.50	
EF146529	05/03/2025	Alberti Realty - Rosecrown Investments		6,990.98	
				6,990.98	
EF146880	19/03/2025	Alberti Realty - Rosecrown Investments		10,849.60	
				6,990.98	
				3,858.62	
EF146494	05/03/2025	Alinta Sales Pty		45.00	
				45.00	
EF146797	19/03/2025	Alinta Sales Pty		64.85	
				64.85	
EF147084	26/03/2025	Alinta Sales Pty		145.10	
				54.10	
				45.50	
				45.50	
EF146498	05/03/2025	Alliance Distribution Services		107.98	
				107.98	
EF147058	19/03/2025	Alltech Cabinets		2,566.85	
				2,566.85	



## Payment Register

Payment No	Payment Date	Payee	Invoice Description	Invoice Amount	Payment Amount
EF146996	19/03/2025	Alperstein Designs Pty Ltd		2,272.93	
				2,272.93	
EF146882	19/03/2025	ALS Library Services Pty Ltd		414.91	
				73.93	
				273.55	
				67.43	
EF147127	26/03/2025	ALS Library Services Pty Ltd		677.10	
				56.67	
				144.04	
				476.39	
EF146976	19/03/2025	Altarama Information Systems Pty Ltd		1,540.00	
				1,540.00	
EF147049	19/03/2025	Alyka Pty Ltd		37,641.18	
				37,641.18	
EF146919	19/03/2025	Amcom Pty Ltd		3,309.90	
				3,309.90	
DD004023	07/03/2025	AMEX - Bank Charges Only		201.92	
			Amex Fee for Feb'25 07.03.2025 AMEX	201.92	



## Payment Register

Payment No	Payment Date	Payee	Invoice Description	Invoice Amount	Payment Amount
EF146533	05/03/2025	Ampac Debt Recovery		4,620.00	
				4,620.00	
EF146887	19/03/2025	Ampac Debt Recovery		48,090.70	
				338.00	
				47,752.70	
EF147131	26/03/2025	Ampac Debt Recovery		319.00	
				121.00	
				198.00	
EF147175	26/03/2025	Amped IT Pty Ltd		605.00	
				605.00	
EF147044	19/03/2025	Anaid Jimenez del Rio		88.88	
			Found_Feb 2025 23082 A Jimenez Del Rio	88.88	
EF146603	05/03/2025	Ananguku Mimili Maku Arts Aboriginal Cor		1,253.64	
				1,253.64	
EF147209	26/03/2025	Ananguku Mimili Maku Arts Aboriginal Cor		646.30	
				646.30	
EF146656	12/03/2025	Andrew Samuel Winton		800.00	
				800.00	



## Payment Register

Payment No	Payment Date	Payee	Invoice Description	Invoice Amount	Payment Amount
EF146907	19/03/2025	Anna Richardson		26.51	
			Found_Feb 2025 18526 Richardson Anna	26.51	
EF146785	19/03/2025	Apace Aid Incorporated		237.18	
				237.18	
EF146593	05/03/2025	Arbor Centre Group Pty Ltd		825.00	
				825.00	
EF147036	19/03/2025	Arbor Centre Group Pty Ltd		23,100.00	
				23,100.00	
EF146683	12/03/2025	Archae-aus Pty Ltd		9,818.88	
				9,818.88	
EF147146	26/03/2025	Archae-aus Pty Ltd		2,116.61	
				2,116.61	
EF146967	19/03/2025	Archibald Jenny PERSONAL		5,171.42	
				5,171.42	
EF146951	19/03/2025	Aros Melba Ximena T/as Melba Aros		121.20	
			Found_Feb 2025 20429 Melba Aros	121.20	
EF146675	12/03/2025	Arterial Design Pty Ltd		121,338.26	
				121,338.26	



## Payment Register

Payment No	Payment Date	Payee	Invoice Description	Invoice Amount	Payment Amount
EF146870	19/03/2025	Artistralia The Trustee for THE NORTHST.		770.00	
				770.00	
EF146994	19/03/2025	Ausco Modular Pty Ltd		1,527.17	
				1,527.17	
EF146547	05/03/2025	Aussie Natural Spring Water		129.96	
				129.96	
EF146686	12/03/2025	Aussie Natural Spring Water		249.09	
				32.49	
				194.94	
				21.66	
EF146923	19/03/2025	Aussie Natural Spring Water		179.58	
				86.64	
				92.94	
EF147148	26/03/2025	Aussie Natural Spring Water		660.63	
				21.66	
				119.13	
				75.81	
				-92.94	



## Payment Register

Payment No	Payment Date	Payee	Invoice Description	Invoice Amount	Payment Amount
				86.64	
				162.45	
				194.94	
				92.94	
EF146610	12/03/2025	Australia Post		16,269.01	
				287.39	
				142.44	
				15,839.18	
EF146495	05/03/2025	Australian HVAC Services Pty Ltd		1,594.56	
				265.76	
				930.16	
				398.64	
EF146628	12/03/2025	Australian HVAC Services Pty Ltd		1,382.21	
				1,382.21	
EF146798	19/03/2025	Australian HVAC Services Pty Ltd		35,574.02	
				3,994.54	
				856.48	
				30,723.00	



## Payment Register

Payment No	Payment Date	Payee	Invoice Description	Invoice Amount	Payment Amount
EF147085	26/03/2025	Australian HVAC Services Pty Ltd		4,451.78	
				4,451.78	
EF147214	26/03/2025	Australian Institute of Management Educa		3,450.00	
				3,450.00	
EF147119	26/03/2025	Australian Parking and Revenue Control F		26,363.17	
				13,477.75	
				12,885.42	
EF146482	05/03/2025	Australian Services Union		157.00	
			Payroll Deduction - Union	157.00	
EF146783	19/03/2025	Australian Services Union		157.00	
			Payroll Deduction - Union	157.00	
EF146503	05/03/2025	Australian Taxation Office		297,478.00	
			ETP Tax (Type O) Coy 2 Period Type I Comp Re	725.00	
			Payroll Deduction - Tax	1,179.00	
			Payroll Deduction - Superannuation	124.00	
			Payroll Deduction - Superannuation	10,844.00	
			Payroll Deduction - Superannuation	80.00	
			Payroll Deduction - Tax	44.00	



## Payment Register

Payment No	Payment Date	Payee	Invoice Description	Invoice Amount	Payment Amount
			Payroll Deduction - Tax	272,193.00	
			Payroll Deduction - Tax	664.00	
			Payroll Deduction - Tax	324.00	
			Payroll Deduction - Tax	-26.00	
			Payroll Deduction - Tax	11,327.00	
EF146636	12/03/2025	Australian Taxation Office			47,645.00
			ETP Tax (Type O) Coy 2 Period Type O Comp R	110.00	
			Payroll Deduction - Tax	390.00	
			Payroll Deduction - Superannuation	464.00	
			Payroll Deduction - Tax	44,854.00	
			Payroll Deduction - Tax	1,508.00	
			Payroll Deduction - Tax	319.00	
EF146813	19/03/2025	Australian Taxation Office			300,158.00
			ETP Tax (Type O) Coy 2 Period Type I Comp Re	1.00	
			Payroll Deduction - Tax	1,179.00	
			Payroll Deduction - Superannuation	-152.00	
			Payroll Deduction - Superannuation	11,628.00	
			Payroll Deduction - Tax	158.00	






## Payment Register

Payment No	Payment Date	Payee	Invoice Description	Invoice Amount	Payment Amount
			Payroll Deduction - Tax	275,543.00	
			Payroll Deduction - Tax	11,801.00	
EF147092	26/03/2025	Australian Taxation Office		46,612.00	
			Payroll Deduction - Tax	370.00	
			Payroll Deduction - Superannuation	514.00	
			Payroll Deduction - Tax	232.00	
			Payroll Deduction - Tax	45,290.00	
			Payroll Deduction - Tax	206.00	
EF146581	05/03/2025	Authentic Security Pty Ltd		2,600.00	
			COF DEPOT cash 050325	2,600.00	
EF146741	12/03/2025	Authentic Security Pty Ltd		16,600.00	
			COF DEPOT cash 110325	16,600.00	
EF146777	14/03/2025	Authentic Security Pty Ltd		2,275.00	
			Fremantle Arts Centre Floats 14.03.25	2,275.00	
EF147015	19/03/2025	Authentic Security Pty Ltd		14,200.00	
			COF DEPOT cash 180325	14,200.00	
EF147069	26/03/2025	Authentic Security Pty Ltd		15,789.95	
			COF Depot CFC 25.03.25	14,700.00	



## Payment Register

Payment No	Payment Date	Payee	Invoice Description	Invoice Amount	Payment Amount
			Petty Cash COF 25.03.25	862.30	
			Petty Cash FLC 25.03.25	227.65	
EF147016	19/03/2025	Authentic Security Pty Ltd			370.82
				296.65	
				74.17	
EF146878	19/03/2025	Bahen & Co Pty Ltd			587.84
				587.84	
EF146497	05/03/2025	Baileys Fertilisers			1,576.30
				1,576.30	
EF146936	19/03/2025	Bairstow Phillip			35.35
			Found_Feb 2025 19530 Phillip Bairstow	35.35	
EF147184	26/03/2025	Baroness Holdings Pty Ltd Pty Ltd Tree Pl			22,597.16
				22,597.16	
EF146830	19/03/2025	Beach Gecko Glass			55.55
			Found_Feb 2025 11508 Beach Gecko	55.55	
EF146520	05/03/2025	Beacon Equipment			1,235.90
				-1,358.40	
				28.30	



## Payment Register

Payment No	Payment Date	Payee	Invoice Description	Invoice Amount	Payment Amount
				1,262.00	
				1,304.00	
EF146659	12/03/2025	Beacon Equipment		1,080.00	
				1,080.00	
EF147121	26/03/2025	Beacon Equipment		15.00	
				15.00	
EF146990	19/03/2025	Ben Lawver - Personal		2,448.17	
				2,448.17	
EF146617	12/03/2025	Benara Nurseries		1,369.50	
				1,369.50	
EF146787	19/03/2025	Benara Nurseries		1,197.90	
				1,197.90	
EF147034	19/03/2025	Benn Francis		253.59	
				253.59	
EF146862	19/03/2025	Big Bamboo		138.88	
			Found_Feb 2025 14082 Berganza Belen	138.88	
EF146720	12/03/2025	Bing Technologies		7,900.08	
				6,580.72	



## Payment Register

Payment No	Payment Date	Payee	Invoice Description	Invoice Amount	Payment Amount
				1,319.36	
EF147144	26/03/2025	Bioscience			1,507.00
				1,507.00	
EF146717	12/03/2025	BJ Systems			2,156.00
				2,156.00	
EF146841	19/03/2025	Black Sandra			363.60
			Found_Feb 2025 12193 Black Sandra	363.60	
EF146788	19/03/2025	Blackwood Atkins			1,504.58
				1,504.58	
EF146974	19/03/2025	Bliss Media Pty Ltd			1,628.00
				1,628.00	
EF146481	05/03/2025	BOC Gases			297.16
				137.82	
				159.34	
EF146782	19/03/2025	BOC Gases			137.82
				137.82	
EF146801	19/03/2025	Bohemian Ceramics			87.87
			Found_Feb 2025 10396 Bohemian Cerams	87.87	



## Payment Register

Payment No	Payment Date	Payee	Invoice Description	Invoice Amount	Payment Amount
EF146631	12/03/2025	Bolinda Publishing Pty Ltd			460.64
				81.51	
				313.23	
				14.52	
				51.38	
EF147088	26/03/2025	Bolinda Publishing Pty Ltd			358.64
				65.41	
				13.59	
				111.27	
				51.38	
				27.17	
				14.52	
				60.78	
				14.52	
EF146560	05/03/2025	Boral Resources WA Limited T/as Boral C			1,817.88
				432.83	
				519.39	
				346.26	



## Payment Register

Payment No	Payment Date	Payee	Invoice Description	Invoice Amount	Payment Amount
				259.70	
				259.70	
EF146709	12/03/2025	Boral Resources WA Limited T/as Boral C		489.40	
				247.01	
				242.39	
EF146960	19/03/2025	Boral Resources WA Limited T/as Boral C		1,791.99	
				264.65	
				385.11	
				348.28	
				264.65	
				264.65	
				264.65	
EF147163	26/03/2025	Boral Resources WA Limited T/as Boral C		447.15	
				447.15	
EF147067	19/03/2025	Born to Sing Events Pty Ltd		20,104.40	
				20,104.40	
EF146900	19/03/2025	Boult Nominees Pty Ltd		1,889.25	
				1,889.25	



## Payment Register

Payment No	Payment Date	Payee	Invoice Description	Invoice Amount	Payment Amount
EF146630	12/03/2025	BP Australia Pty Ltd		8,135.21	
			BP Invoice Import - 2025-02-28	8,135.21	
EF146587	05/03/2025	BPI Trading Pty Ltd		443.52	
				443.52	
EF147188	26/03/2025	BPI Trading Pty Ltd		471.68	
				471.68	
EF146664	12/03/2025	Bradmac ConsultingT/a Blue Lawn Desigr		93.80	
				93.80	
EF146869	19/03/2025	Bradmac ConsultingT/a Blue Lawn Desigr		630.24	
			Found_Feb 2025 15020 Bradmac Consult	630.24	
EF147192	26/03/2025	Brady Australia Pty Ltd		398.54	
				325.42	
				73.12	
EF146711	12/03/2025	Brandworx Australia		1,199.10	
				1,065.90	
				67.20	
				66.00	
EF146943	19/03/2025	Braw Paper Co		339.06	



## Payment Register

Payment No	Payment Date	Payee	Invoice Description	Invoice Amount	Payment Amount
			Found_Feb 2025 19961 Tamsin Richardson	339.06	
EF146729	12/03/2025	Braw Paper Co.		625.68	
				625.68	
EF146510	05/03/2025	Bridgestone Australia Limited		860.31	
				860.31	
EF146646	12/03/2025	Bridgestone Australia Limited		1,143.43	
				385.11	
				381.46	
				376.86	
EF146825	19/03/2025	Bridgestone Australia Limited		6,009.90	
				817.94	
				2,413.38	
				2,413.38	
				365.20	
EF147100	26/03/2025	Bridgestone Australia Limited		61.60	
				61.60	
EF147173	26/03/2025	Briteshine Cleaning & Maintenance Servic		10,739.44	
				10,739.44	






## Payment Register

Payment No	Payment Date	Payee	Invoice Description	Invoice Amount	Payment Amount
EF146947	19/03/2025	Brown Alison Rae		75.75	
			Found_Feb 2025 20189 Brown Alison	75.75	
EF146803	19/03/2025	Brown Joanna		65.65	
			Found_Feb 2025 10492 Brown Joanna	65.65	
EF146600	05/03/2025	Bug Busters Pty Ltd		93.50	
				93.50	
EF147060	19/03/2025	Bug Busters Pty Ltd		566.50	
				566.50	
EF147017	19/03/2025	Built Environment Collective Pty Ltd		3,300.00	
				3,300.00	
EF146499	05/03/2025	Buku Larrnggay Mulka Incorporated		720.00	
				720.00	
EF146969	19/03/2025	Bullock Alison Mary		181.80	
			Found_Feb 2025 20805 Bullock Alison	181.80	
EF146480	05/03/2025	Bunnings Building Supplies Pty Ltd		708.95	
				81.09	
				8.90	
				63.23	



## Payment Register

Payment No	Payment Date	Payee	Invoice Description	Invoice Amount	Payment Amount
				62.92	
				54.46	
				272.26	
				76.30	
				89.79	
EF146611	12/03/2025	Bunnings Building Supplies Pty Ltd		808.83	
				30.30	
				42.96	
				320.40	
				105.58	
				89.07	
				-21.55	
				135.08	
				85.44	
				21.55	
EF146781	19/03/2025	Bunnings Building Supplies Pty Ltd		408.65	
				190.26	
				83.75	



## Payment Register

Payment No	Payment Date	Payee	Invoice Description	Invoice Amount	Payment Amount
				134.64	
EF147072	26/03/2025	Bunnings Building Supplies Pty Ltd			415.14
				165.30	
				249.84	
EF147107	26/03/2025	Business Events Perth			756.80
				756.80	
EF147139	26/03/2025	Business Law WA Pty Ltd			7,191.25
				4,092.00	
				3,099.25	
EF146612	12/03/2025	C F M E Union			90.00
			Payroll Deduction - Union	90.00	
EF147073	26/03/2025	C F M E Union			90.00
			Payroll Deduction - Union	90.00	
EF146737	12/03/2025	C Wright			69.01
				69.01	
EF146779	17/03/2025	Cadmus Consulting Pty Ltd			171,190.80
				171,190.80	
EF146804	19/03/2025	Carboni Anthea Judith			65.65



## Payment Register

Payment No	Payment Date	Payee	Invoice Description	Invoice Amount	Payment Amount
			Found_Feb 2025 10535 Carboni Anthea	65.65	
EF146805	19/03/2025	Cards With A View		148.98	
			Found_Feb 2025 10537 Cards with a View	148.98	
EF146740	12/03/2025	Casey Australia Tours		5.00	
				5.00	
EF146526	05/03/2025	Cat Haven		242.00	
				242.00	
EF147045	19/03/2025	Catherine Coomer		250.00	
				250.00	
DD004021	03/03/2025	CBA Bank Charges Only		3,164.51	
			CBA Bank Charge	3,164.51	
DD004030	11/03/2025	CBA Bank Charges Only		1,143.30	
			CBA Credit Carde-Mar'25 FAC CBA Bank Charg	1,143.30	
EF146486	05/03/2025	Child Support Agency		1,710.05	
			Payroll Deduction - Child Support	1,710.05	
EF146790	19/03/2025	Child Support Agency		1,710.05	
			Payroll Deduction - Child Support	1,710.05	
EF147166	26/03/2025	Chivers Asphalt Pty Ltd		7,425.00	



## Payment Register

Payment No	Payment Date	Payee	Invoice Description	Invoice Amount	Payment Amount
				3,300.00	
				4,125.00	
EF147189	26/03/2025	Christopher Paterson Heritage & Architect		42,974.25	
				42,974.25	
EF146833	19/03/2025	Chynoweth Kathryn		55.55	
			Found_Feb 2025 11753 Chynoweth Kath	55.55	
EF146749	12/03/2025	City Collective		7,150.00	
				7,150.00	
EF147076	26/03/2025	City of Cockburn		3,863.16	
				3,863.16	
EF146637	12/03/2025	City of Rockingham		970.28	
				970.28	
EF146814	19/03/2025	City of Rockingham		25,166.16	
				25,166.16	
EF147205	26/03/2025	Civil Contractors Federation South Austral		390.00	
				390.00	
EF146839	19/03/2025	Claire Townsend Designs		108.58	
			Found_Feb 2025 12155 Claire Townsend	108.58	



## Payment Register

Payment No	Payment Date	Payee	Invoice Description	Invoice Amount	Payment Amount
EF146687	12/03/2025	Claw Environmental		422.40	
				422.40	
EF146924	19/03/2025	Claw Environmental		462.00	
				462.00	
EF146864	19/03/2025	Cleanaway Pty Ltd - Solid Waste		109,994.28	
				278.16	
				9,675.22	
				126.44	
				99,914.46	
EF146564	05/03/2025	Clive Morrison		250.00	
				250.00	
EF146905	19/03/2025	Code Group Pty Ltd		1,650.00	
				1,650.00	
EF146963	19/03/2025	Coffey Services Australia Pty Ltd		1,426.70	
				1,426.70	
EF146541	05/03/2025	Colleagues Nagels		4,716.89	
				3,129.89	
				1,587.00	



## Payment Register

Payment No	Payment Date	Payee	Invoice Description	Invoice Amount	Payment Amount
EF146997	19/03/2025	Connolly Family Trust T/As Dreamtime Ku		465.00	
				465.00	
EF146640	12/03/2025	Construction Training Fund		263.63	
				263.63	
EF146540	05/03/2025	Contraflow Pty Ltd		14,876.25	
				1,222.77	
				1,474.69	
				715.00	
				2,035.53	
				804.38	
				893.75	
				893.75	
				2,839.04	
				4,712.34	
				-715.00	
EF146678	12/03/2025	Contraflow Pty Ltd		22,893.69	
				3,839.47	
				2,486.69	



## Payment Register

Payment No	Payment Date	Payee	Invoice Description	Invoice Amount	Payment Amount
				1,251.25	
				1,810.42	
				1,430.00	
				1,340.63	
				1,295.94	
				1,251.25	
				3,051.60	
				2,728.42	
				2,408.02	
EF146906	19/03/2025	Contraflow Pty Ltd			16,901.12
				7,111.72	
				3,179.23	
				2,069.06	
				1,681.11	
				1,608.75	
				1,251.25	
EF147137	26/03/2025	Contraflow Pty Ltd			24,540.19
				1,749.53	






## Payment Register

Payment No	Payment Date	Payee	Invoice Description	Invoice Amount	Payment Amount
				5,380.24	
				1,251.25	
				5,380.24	
				893.75	
				2,157.15	
				1,281.85	
				3,223.09	
				3,223.09	
EF146884	19/03/2025	Convict Bags & Accessories Pty Ltd			159.08
			Found_Feb 2025 16584 Convict Bags & Access	159.08	
EF146602	05/03/2025	Cool Change Contemporary Inc			3,667.00
				3,667.00	
EF146898	19/03/2025	Copper Chimney			990.00
				990.00	
EF146756	12/03/2025	Cover Point Pty Ltd			264.00
				264.00	
EF146826	19/03/2025	Craft Wood Design			80.30
			Found_Feb 2025 11285 Robert Jones	80.30	



## Payment Register

Payment No	Payment Date	Payee	Invoice Description	Invoice Amount	Payment Amount
EF146940	19/03/2025	Craneswest (WA) Pty Ltd T/As Western Ti		6,435.48	
				6,435.48	
EF146680	12/03/2025	Creation Landscape Supplies		153.45	
				153.45	
EF147138	26/03/2025	Creation Landscape Supplies		326.97	
				326.97	
EF147080	26/03/2025	CROMAG PTY LTD t/a Sigma Chemicals		2,061.40	
				-354.20	
				2,415.60	
EF146539	05/03/2025	CSE Crosscom Pty Ltd		232.10	
				232.10	
EF146618	12/03/2025	Culleys Tea Rooms		233.00	
				233.00	
EF147077	26/03/2025	Culleys Tea Rooms		2,356.99	
				2,356.99	
EF146553	05/03/2025	Cyclus Pty Ltd		869.55	
				420.75	
				448.80	



## Payment Register

Payment No	Payment Date	Payee	Invoice Description	Invoice Amount	Payment Amount
EF146700	12/03/2025	Cyclus Pty Ltd			2,103.75
				561.00	
				1,542.75	
EF146789	19/03/2025	Cygnnet West Pty Ltd			68,165.75
				68,165.75	
EF146877	19/03/2025	Dale Frances (Glenny)			40.40
			Found_Feb 2025 15955 Dale Frances	40.40	
EF146501	05/03/2025	Data#3 Limited			63,114.29
				63,114.29	
EF146542	05/03/2025	Datamars Australia Pty Ltd			1,326.69
				1,326.69	
EF146679	12/03/2025	Datamars Australia Pty Ltd			245.94
				245.94	
EF146984	19/03/2025	DAWES ELIZABETH t/as WOVEN STORI			209.58
			Found_Feb 2025 21455 Dawes Elizabeth	209.58	
EF146580	05/03/2025	Daynite Towing Service (WA) Pty Ltd			209.00
				209.00	
EF146736	12/03/2025	Daynite Towing Service (WA) Pty Ltd			143.00



## Payment Register

Payment No	Payment Date	Payee	Invoice Description	Invoice Amount	Payment Amount
				143.00	
EF147013	19/03/2025	Daynite Towing Service (WA) Pty Ltd		352.00	
				143.00	
				209.00	
EF146973	19/03/2025	Deep Earth Ceramics		45.45	
			Found_Feb 2025 20973 Smith Sally	45.45	
EF146589	05/03/2025	Delta Roofing		2,184.60	
				2,184.60	
EF146816	19/03/2025	Department Of Fire And Emergency Servi		1,778,448.32	
				1,778,448.32	
EF146684	12/03/2025	Department of Mines, Industry Regulation		14,168.51	
				14,168.51	
EF146918	19/03/2025	Department of Mines, Industry Regulation		26,730.95	
				26,730.95	
EF146957	19/03/2025	Department of Primary Industries and Reg		222.00	
				222.00	
EF146657	12/03/2025	Department of Transport		31.80	
				9.10	



## Payment Register

Payment No	Payment Date	Payee	Invoice Description	Invoice Amount	Payment Amount
				22.70	
EF147116	26/03/2025	Department of Transport		9.10	
				9.10	
DD004024	12/03/2025	Dept of Attorney General		83,334.00	
			FER Lodgement fee 12.03.2025 Dept of AG	83,334.00	
EF146523	05/03/2025	Detail Marketing Communications		6,600.00	
				6,600.00	
EF147122	26/03/2025	Detail Marketing Communications		9,350.00	
				6,600.00	
				2,750.00	
EF146673	12/03/2025	Digital Education Service		1,907.13	
				1,907.13	
EF146835	19/03/2025	Docherty Anthony		376.23	
			Found_Feb 2025 11924 Docherty A	376.23	
EF146723	12/03/2025	Docside Contract Signs		220.00	
				220.00	
EF146519	05/03/2025	Docuprint		1,088.67	
				1,088.67	



## Payment Register

Payment No	Payment Date	Payee	Invoice Description	Invoice Amount	Payment Amount
EF146852	19/03/2025	Docuprint			429.00
				429.00	
EF146515	05/03/2025	Docu-Shred			68.20
				68.20	
EF147108	26/03/2025	Docu-Shred			489.50
				489.50	
EF146981	19/03/2025	Double G (WA) Pty Ltd t/a Think Water Pe			22,508.41
				275.00	
				1,632.82	
				9,513.22	
				3,194.62	
				1,282.91	
				1,403.64	
				457.88	
				2,544.15	
				1,826.52	
				377.65	
EF147169	26/03/2025	Double G (WA) Pty Ltd t/a Think Water Pe			1,531.93



## Payment Register

Payment No	Payment Date	Payee	Invoice Description	Invoice Amount	Payment Amount
				294.93	
				593.89	
				241.95	
				401.16	
EF146836	19/03/2025	Downer EDI Works Pty Ltd		175.87	
				175.87	
EF146713	12/03/2025	Dowsing Group Pty Ltd		8,360.73	
				2,420.00	
				5,940.73	
EF146978	19/03/2025	Dowsing Group Pty Ltd		17,343.23	
				17,343.23	
EF146549	05/03/2025	Drainflow Services Pty Ltd		2,134.00	
				2,134.00	
EF146690	12/03/2025	Drainflow Services Pty Ltd		9,259.80	
				5,761.80	
				3,498.00	
EF146933	19/03/2025	Drainflow Services Pty Ltd		6,230.40	
				6,230.40	



## Payment Register

Payment No	Payment Date	Payee	Invoice Description	Invoice Amount	Payment Amount
EF146769	12/03/2025	Dugite Earthmoving Pty Ltd		6,127.00	
				6,127.00	
EF146799	19/03/2025	Dutch Fishy Pty Ltd t/as Fremantle Accide		1,041.15	
				1,041.15	
EF146859	19/03/2025	Earlywork Pty Ltd		258.50	
				258.50	
EF146545	05/03/2025	Easisalary Pty Ltd		7,665.38	
			EasiSalary (Post Tax) Coy 2 Period Type I Comp	902.92	
			EasiSalary (Pre Tax) Coy 2 Period Type I Comp	6,762.46	
EF146682	12/03/2025	Easisalary Pty Ltd		393.99	
			EasiSalary (Pre Tax) Coy 2 Period Type O Comp	393.99	
EF146915	19/03/2025	Easisalary Pty Ltd		7,625.38	
			EasiSalary (Post Tax) Coy 2 Period Type I Comp	902.92	
			EasiSalary (Pre Tax) Coy 2 Period Type I Comp	6,722.46	
EF147145	26/03/2025	Easisalary Pty Ltd		393.99	
			EasiSalary (Pre Tax) Coy 2 Period Type O Comp	393.99	
EF146879	19/03/2025	Eclipse Soils Pty Ltd		5,775.00	
				5,775.00	






## Payment Register

Payment No	Payment Date	Payee	Invoice Description	Invoice Amount	Payment Amount
EF146487	05/03/2025	Educational Art Supplies		95.98	
				95.98	
EF146566	05/03/2025	EGAN SANDRA		200.00	
				200.00	
EF146715	12/03/2025	EGAN SANDRA		200.00	
				200.00	
EF146982	19/03/2025	EGAN SANDRA		200.00	
				200.00	
EF146730	12/03/2025	Einiitd Benice Taylor T/A Serene Forest Le		52.93	
				52.93	
EF146795	19/03/2025	Ejan Communications		1,501.22	
				807.40	
				529.09	
				164.73	
EF147083	26/03/2025	Ejan Communications		2,046.00	
				2,046.00	
EF146725	12/03/2025	ELAN ENERGY MATRIX PTY LTD		337.70	
				337.70	



## Payment Register

Payment No	Payment Date	Payee	Invoice Description	Invoice Amount	Payment Amount
EF147000	19/03/2025	ELAN ENERGY MATRIX PTY LTD		1,115.25	
				1,115.25	
EF146968	19/03/2025	Electrical Services Consulting Pty Ltd		3,300.00	
				3,300.00	
EF146691	12/03/2025	Element Advisory Pty Ltd		1,100.00	
				1,100.00	
EF146939	19/03/2025	Element Advisory Pty Ltd		825.00	
				825.00	
EF147065	19/03/2025	Elizabeth Jessie Radloff		55.55	
			Found_Feb 2025 23394 Jessie Radloff	55.55	
EF146760	12/03/2025	Ellen Claire O'Loughlin		83.75	
				83.75	
EF146842	19/03/2025	Emso Maintenance		7,045.50	
				7,045.50	
EF147111	26/03/2025	Emso Maintenance		14,274.25	
				9,273.44	
				270.81	
				4,730.00	



## Payment Register

Payment No	Payment Date	Payee	Invoice Description	Invoice Amount	Payment Amount
EF146913	19/03/2025	Environmental Industries Pty Ltd		8,250.00	
				8,250.00	
EF147143	26/03/2025	Environmental Industries Pty Ltd		1,716.00	
				1,716.00	
EF147005	19/03/2025	EON Protection Pty Ltd		14,969.50	
				14,969.50	
EF146914	19/03/2025	Esther Mcdowell		1,000.00	
				1,000.00	
EF146670	12/03/2025	Event Health Management		1,071.40	
				1,071.40	
EF147125	26/03/2025	Eventex		1,100.00	
				1,100.00	
EF146708	12/03/2025	Ezra Alcantra Photography		2,728.00	
				2,728.00	
EF146901	19/03/2025	Faithfull Marcaela		10.10	
			Found_Feb 2025 18066 Faithfull Marcaela	10.10	
EF146958	19/03/2025	Fazakerley Veritas Josephine T/as Veritas		22.73	
			Found_Feb 2025 20637 Veritas Fazakerley	22.73	



## Payment Register

Payment No	Payment Date	Payee	Invoice Description	Invoice Amount	Payment Amount
EF146962	19/03/2025	FE Technologies Pty Ltd			1,947.00
				1,947.00	
EF146991	19/03/2025	Fedele James Camarda			3,148.17
				3,148.17	
EF147201	26/03/2025	Fetch Print Pty Ltd			924.00
				924.00	
EF146908	19/03/2025	Fitzhardinge Hannah			12,668.92
				12,668.92	
EF146531	05/03/2025	Flight Centre Business Travel			2,646.96
				1,599.13	
				1,047.83	
EF147068	21/03/2025	Flight Centre Business Travel			12,956.90
			Flights for Mayor and Deputy Mayor To Europe	12,956.90	
EF146556	05/03/2025	FM Ogilvie			250.00
				250.00	
EF147012	19/03/2025	Focus Consulting WA Pty Ltd			4,510.00
				4,510.00	
EF147050	19/03/2025	Focused Vision Consulting Pty Ltd			14,382.50



## Payment Register

Payment No	Payment Date	Payee	Invoice Description	Invoice Amount	Payment Amount
				14,382.50	
EF147203	26/03/2025	Focused Vision Consulting Pty Ltd		7,859.50	
				7,859.50	
EF146506	05/03/2025	Forestvale Trees		8,387.50	
				8,387.50	
EF146817	19/03/2025	Forestvale Trees		2,486.00	
				2,486.00	
EF147094	26/03/2025	Forestvale Trees		1,050.50	
				1,050.50	
EF146818	19/03/2025	Frane Lessac T/as Artbeat Publishers		85.85	
			Found_Feb 2025 10960 Frane Lessac	85.85	
EF146524	05/03/2025	Freestyle Now		2,970.00	
				2,970.00	
EF146641	12/03/2025	Fremantle Markets		46.64	
				46.64	
EF146591	05/03/2025	Fremantle Masters Swimming Club		950.00	
				950.00	
EF146561	05/03/2025	Fremantle Park Sport & Community Centre		20,492.89	



## Payment Register

Payment No	Payment Date	Payee	Invoice Description	Invoice Amount	Payment Amount
				20,492.89	
EF147165	26/03/2025	Fremantle Park Sport & Community Centr			61,540.81
				25,842.12	
				35,698.69	
EF146794	19/03/2025	Fremantle Port Authority			779.32
				779.32	
EF146569	05/03/2025	FREO FIRE MAINTENANCE SERVICES I			198.00
				198.00	
EF146985	19/03/2025	FREO FIRE MAINTENANCE SERVICES I			2,931.17
				181.50	
				335.50	
				1,079.10	
				1,137.07	
				198.00	
EF147162	26/03/2025	Freo T Shirts			65.00
				65.00	
			Fix up Cancelled EF142052	-1,105.00	
			Fix up Cancelled EF142052	1,105.00	



## Payment Register

Payment No	Payment Date	Payee	Invoice Description	Invoice Amount	Payment Amount
EF146945	19/03/2025	Freo Tinting & Windscreens		880.00	
				880.00	
EF146579	05/03/2025	Front Runner Avl Pty Ltd		2,055.35	
				2,055.35	
EF146733	12/03/2025	Front Runner Avl Pty Ltd		3,190.00	
				3,190.00	
EF147180	26/03/2025	Front Runner Avl Pty Ltd		10,450.00	
				10,450.00	
EF147020	19/03/2025	Fulton Hogan Industries		3,762.00	
				3,762.00	
EF146590	05/03/2025	Futureproof Building Services Pty Ltd		9,571.10	
				2,189.00	
				1,178.10	
				6,204.00	
EF146753	12/03/2025	Futureproof Building Services Pty Ltd		32,989.00	
				32,989.00	
EF147191	26/03/2025	Futureproof Building Services Pty Ltd		4,538.60	
				4,538.60	



## Payment Register

Payment No	Payment Date	Payee	Invoice Description	Invoice Amount	Payment Amount
EF146929	19/03/2025	Gardner Lisa		388.85	
			Found_Feb 2025 19309 Kor	388.85	
DD004022	03/03/2025	Garnama Pty Ltd T/A Les Mills Asia Pacific		555.68	
			Les Mills Fitness Mar'25 Garnama Pty Ltd	555.68	
EF146594	05/03/2025	Geoffrey Ronald Addison		250.00	
				250.00	
EF147198	26/03/2025	Geoffrey Ronald Addison		250.00	
				250.00	
EF147054	19/03/2025	Gerfran Pty Ltd T/A The Frenchams Group		1,361.80	
				1,295.80	
				66.00	
EF146645	12/03/2025	Gillespie Natalie		1,000.00	
				1,000.00	
EF146577	05/03/2025	GLEN FLOOD GROUP (GFG) PTY LTD		12,138.50	
				4,004.00	
				8,134.50	
EF147002	19/03/2025	GLEN FLOOD GROUP (GFG) PTY LTD		12,244.10	
				9,312.60	






## Payment Register

Payment No	Payment Date	Payee	Invoice Description	Invoice Amount	Payment Amount
				2,931.50	
EF146532	05/03/2025	GLG Greenlife Group Pty Ltd			17,928.06
				17,732.00	
				-810.36	
				1,006.42	
EF146886	19/03/2025	GLG Greenlife Group Pty Ltd			40,460.46
				3,775.40	
				11,677.12	
				1,163.22	
				3,837.38	
				1,357.08	
				13,623.30	
				2,320.13	
				2,706.83	
EF147129	26/03/2025	GLG Greenlife Group Pty Ltd			20,167.51
				3,837.38	
				13,623.30	
				2,706.83	



## Payment Register

Payment No	Payment Date	Payee	Invoice Description	Invoice Amount	Payment Amount
EF147134	26/03/2025	GLOBAL SPILL CONTROL PTY LTD		5,346.84	
				5,346.84	
EF147099	26/03/2025	Go Graphics		401.50	
				401.50	
EF146867	19/03/2025	Gomes Alison		125.75	
			Found_Feb 2025 14512 Gomes Alison	125.75	
EF146489	05/03/2025	GPC Asia Pacific Pty Ltd		48.02	
				48.02	
EF146620	12/03/2025	GPC Asia Pacific Pty Ltd		390.50	
				231.00	
				159.50	
EF147078	26/03/2025	GPC Asia Pacific Pty Ltd		97.90	
				97.90	
EF146953	19/03/2025	Graham Geoffrey		3,148.17	
				3,148.17	
EF146888	19/03/2025	Greenacres Turf Group		4,339.36	
				1,420.51	
				2,918.85	



## Payment Register

Payment No	Payment Date	Payee	Invoice Description	Invoice Amount	Payment Amount
EF146655	12/03/2025	Greensteam Australia Pty Ltd			12,574.45
				7,622.73	
				2,683.20	
				1,829.45	
				439.07	
EF146847	19/03/2025	Greensteam Australia Pty Ltd			8,833.72
				1,749.00	
				1,445.29	
				3,498.00	
				439.07	
				419.76	
				1,282.60	
EF147114	26/03/2025	Greensteam Australia Pty Ltd			35,686.55
				35,247.48	
				439.07	
EF146961	19/03/2025	Greenway Turf Solutions Pty Ltd			1,897.50
				1,897.50	
EF147164	26/03/2025	Greenway Turf Solutions Pty Ltd			1,897.50



## Payment Register

Payment No	Payment Date	Payee	Invoice Description	Invoice Amount	Payment Amount
				1,897.50	
EF146865	19/03/2025	Gregson Jocelyn			100.50
			Found_Feb 2025 14209 Gregson Jocelyn	100.50	
EF146483	05/03/2025	Gronbek Security			188.96
				188.96	
EF146613	12/03/2025	Gronbek Security			89.98
				89.98	
EF146734	12/03/2025	Grosvenor Engineering Group Pty Ltd			4,032.65
				900.26	
				299.89	
				2,832.50	
EF147011	19/03/2025	Grosvenor Engineering Group Pty Ltd			2,177.61
				1,196.45	
				603.27	
				377.89	
EF147181	26/03/2025	Grosvenor Engineering Group Pty Ltd			4,591.22
				896.25	
				295.97	



## Payment Register

Payment No	Payment Date	Payee	Invoice Description	Invoice Amount	Payment Amount
				3,399.00	
EF146872	19/03/2025	Hadwin Anna		22.22	
			Found_Feb 2025 15330 Hadwin Anna	22.22	
EF147064	19/03/2025	Hannah Margaret James		2,047.93	
				2,047.93	
EF147215	26/03/2025	Harrison Mitchell		825.00	
				825.00	
EF146820	19/03/2025	Harrison Rodger		292.90	
			Found_Feb 2025 10976 Harrison Rodger	292.90	
EF147197	26/03/2025	Hayley Manser		432.00	
				432.00	
EF146500	05/03/2025	Hays Personnel Services		3,119.90	
				3,119.90	
EF146632	12/03/2025	Hays Personnel Services		12,501.58	
				1,602.32	
				2,131.44	
				2,620.62	
				3,027.30	



## Payment Register

Payment No	Payment Date	Payee	Invoice Description	Invoice Amount	Payment Amount
				3,119.90	
EF146806	19/03/2025	Hays Personnel Services		2,611.79	
				2,611.79	
EF146761	12/03/2025	Healius Pathology Pty Ltd		349.80	
				349.80	
EF146588	05/03/2025	Hedda Anne Dorothee Koenig		150.00	
				150.00	
EF146999	19/03/2025	HHP Systems Pty Ltd		748.00	
				748.00	
EF146554	05/03/2025	Higgins Lawnmowing Service		5,203.00	
				418.00	
				88.00	
				253.00	
				220.00	
				264.00	
				396.00	
				77.00	
				319.00	



## Payment Register

Payment No	Payment Date	Payee	Invoice Description	Invoice Amount	Payment Amount
				858.00	
				2,310.00	
EF147155	26/03/2025	Higgins Lawnmowing Service		7,562.50	
				264.00	
				302.50	
				396.00	
				2,288.00	
				253.00	
				2,222.00	
				77.00	
				143.00	
				264.00	
				858.00	
				495.00	
EF146661	12/03/2025	Hilton Primary School		863.63	
				863.63	
EF146857	19/03/2025	Hines Patricia		30.30	
			Found_Feb 2025 13767 Hines Patricia	30.30	



## Payment Register

Payment No	Payment Date	Payee	Invoice Description	Invoice Amount	Payment Amount
EF147101	26/03/2025	Hocking Planning & Architecture		16,478.00	
				16,478.00	
EF146707	12/03/2025	Hoisting Equipment Specialists WA / Hesv		556.60	
				556.60	
EF146583	05/03/2025	Homeless Healthcare		18,475.58	
				18,475.58	
EF147030	19/03/2025	Horizons West Bus & Coachlines		6,715.17	
				4,797.65	
				1,917.52	
EF147056	19/03/2025	Hosemasters -NHB Group Pty Ltd		430.74	
				430.74	
EF146971	19/03/2025	Hovea Pottery Greg Crowe		323.20	
			Found_Feb 2025 20885 Hovea Pottery	323.20	
EF147161	26/03/2025	Howarth Michael Roy T/as Hand Made Fræ		3,294.10	
				3,294.10	
EF146851	19/03/2025	IAS Fine Art Logistics Pty Ltd		6,451.38	
				782.65	
				5,668.73	






## Payment Register

Payment No	Payment Date	Payee	Invoice Description	Invoice Amount	Payment Amount
EF147118	26/03/2025	IAS Fine Art Logistics Pty Ltd		5,668.73	
				5,668.73	
EF146669	12/03/2025	ICS Australia Pty Ltd		7,928.47	
				7,928.47	
EF146885	19/03/2025	ICS Australia Pty Ltd		47,508.15	
				47,508.15	
EF146534	05/03/2025	Imagesource Digital Solutions		379.90	
				132.40	
				247.50	
EF146892	19/03/2025	Imagesource Digital Solutions		557.82	
				557.82	
EF147132	26/03/2025	Imagesource Digital Solutions		451.00	
				451.00	
EF146895	19/03/2025	In Tune Piano Service		275.00	
				275.00	
EF147027	19/03/2025	Ingrid Lydia Van Dorssen		3,148.17	
				3,148.17	
EF146868	19/03/2025	Instant Toilet & Shower Pty Ltd T/as Insta		13,951.52	



## Payment Register

Payment No	Payment Date	Payee	Invoice Description	Invoice Amount	Payment Amount
				8,332.72	
				2,508.00	
				2,758.80	
				352.00	
EF147004	19/03/2025	INTELIFE GROUP LIMITED		2,593.25	
				506.00	
				2,087.25	
EF147033	19/03/2025	Intercheck Global		98.01	
				98.01	
EF146592	05/03/2025	Iris ID Pty Ltd		96.57	
				96.57	
EF146724	12/03/2025	Itomic Digital Pty Ltd		275.00	
				275.00	
EF147174	26/03/2025	Itomic Digital Pty Ltd		925.00	
				825.00	
				100.00	
EF146535	05/03/2025	IXOM Pty Ltd		2,983.70	
				2,983.70	



## Payment Register

Payment No	Payment Date	Payee	Invoice Description	Invoice Amount	Payment Amount
EF146894	19/03/2025	IXOM Pty Ltd		278.26	
				278.26	
EF147133	26/03/2025	IXOM Pty Ltd		2,983.70	
				2,983.70	
EF146614	12/03/2025	Jacksons Drawing Supplies		116.65	
				116.65	
EF146508	05/03/2025	Japanese Truck & Bus Spares		870.30	
				211.45	
				596.90	
				61.95	
			Refund 702533 & 825108	470.70	
			Refund inv 702533 & 825108	-470.70	
EF146643	12/03/2025	Japanese Truck & Bus Spares		137.50	
				137.50	
EF146822	19/03/2025	Japanese Truck & Bus Spares		1,378.50	
				624.30	
				26.20	
				107.15	



## Payment Register

Payment No	Payment Date	Payee	Invoice Description	Invoice Amount	Payment Amount
				512.30	
				108.55	
EF147097	26/03/2025	Japanese Truck & Bus Spares		401.75	
				94.85	
				306.90	
EF146605	05/03/2025	Jason Michael Hayles t/as KOFF Coffee		300.00	
				300.00	
EF146488	05/03/2025	Jason Signmakers		16,401.34	
				2,175.61	
				8,323.48	
				4,766.63	
				1,135.62	
EF146791	19/03/2025	Jason Signmakers		6,045.55	
				2,668.64	
				3,376.91	
EF146731	12/03/2025	Jayden Weston / Okaythen Pty Ltd trading		603.96	
				603.96	
EF146538	05/03/2025	JB Hifi Commercial		2,347.76	



## Payment Register

Payment No	Payment Date	Payee	Invoice Description	Invoice Amount	Payment Amount
				995.31	
				88.43	
				1,264.02	
EF146677	12/03/2025	JB Hifi Commercial		6,707.68	
				6,707.68	
EF146555	05/03/2025	JBA Surveys		4,400.00	
				4,400.00	
EF146521	05/03/2025	JCDecaux Australia Trading Pty Ltd		11,586.41	
				11,586.41	
EF146567	05/03/2025	JD Organics		792.00	
				792.00	
EF147028	19/03/2025	Jemima Williamson-Wong		3,148.17	
				3,148.17	
EF146944	19/03/2025	JJ Richards and Sons Pty Ltd		4,416.62	
				1,968.79	
				2,447.83	
EF146622	12/03/2025	John Shenton Pumps		151.80	
				151.80	



## Payment Register

Payment No	Payment Date	Payee	Invoice Description	Invoice Amount	Payment Amount
EF147212	26/03/2025	Jordan Maree Rush		4,600.00	
				4,600.00	
EF146671	12/03/2025	Joseph Landro T/As Joe's Printing		11,301.70	
				2,901.80	
				8,399.90	
EF146660	12/03/2025	Josh Byrne & Associates		4,400.00	
				4,400.00	
EF146856	19/03/2025	Josh Byrne & Associates		4,400.00	
				4,400.00	
EF147010	19/03/2025	Joshua Button Enterprises		73.23	
			Found_Feb 2025 22159 Joshua Button	73.23	
EF147062	19/03/2025	Joshua Robert Grainger		500.00	
				500.00	
EF147029	19/03/2025	Julia Wade		843.86	
			Found_Feb 2025 22769 Julia Wade	843.86	
EF146964	19/03/2025	Julianne Wade		380.00	
				380.00	
EF146935	19/03/2025	Juluwarlu Group Aboriginal Corporation		1,248.87	



## Payment Register

Payment No	Payment Date	Payee	Invoice Description	Invoice Amount	Payment Amount
			Found_Feb 2025 19522 Juluwarlu	1,248.87	
EF146604	05/03/2025	K&L Gates		6,779.68	
				6,779.68	
EF147025	19/03/2025	Kain, Stirling		190.56	
				190.56	
EF146952	19/03/2025	Kaleidoscope Studio Pty Ltd		176.75	
			Found_Feb 2025 20508 Helen Ansell	176.75	
EF146537	05/03/2025	Karla Hart Enterprises Pty Ltd		4,400.00	
				4,400.00	
EF147040	19/03/2025	Kate Mitchell		1,000.00	
				1,000.00	
EF146562	05/03/2025	KATE SALE JEWELLERY		246.88	
				181.98	
				64.90	
EF146972	19/03/2025	KATE SALE JEWELLERY		494.90	
			Found_Feb 2025 20957 Sale Kate	494.90	
EF146565	05/03/2025	Kaya Lee Carson		200.00	
				200.00	



## Payment Register

Payment No	Payment Date	Payee	Invoice Description	Invoice Amount	Payment Amount
EF146828	19/03/2025	Kelly Nicole Ann			507.53
			Found_Feb 2025 11398 Nicole Kelly	507.53	
EF146698	12/03/2025	Kerr James			9.38
				9.38	
EF147128	26/03/2025	Kerry Hill Architects Pty Ltd			8,800.00
				8,800.00	
EF146559	05/03/2025	Kester Lee Sappho-Colledge			500.00
				500.00	
EF147031	19/03/2025	Keystone Structural Pty Ltd			2,178.00
				2,178.00	
EF146763	12/03/2025	Kimberly Design			68.34
				68.34	
EF146956	19/03/2025	Kings-Lynne Susannah Louise T/as Susar			151.50
			Found_Feb 2025 20550 Kings-Lynne Susannah	151.50	
EF146493	05/03/2025	Kleenheat Gas			5,774.65
				5,774.65	
EF146626	12/03/2025	Kleenheat Gas			964.30
				964.30	






## Payment Register

Payment No	Payment Date	Payee	Invoice Description	Invoice Amount	Payment Amount
EF146796	19/03/2025	Kleenheat Gas			13,527.35
				13,527.35	
EF146512	05/03/2025	Kleenit			2,373.88
				2,373.88	
EF146829	19/03/2025	Kleenit			2,492.15
				330.00	
				2,162.15	
EF147103	26/03/2025	Kleenit			3,894.37
				3,564.37	
				330.00	
EF146988	19/03/2025	KOEN RONEL (t/as SWALO)			121.20
			Found_Feb 2025 21558 Koen Ronel	121.20	
EF146701	12/03/2025	Kompan Playscape Pty Ltd			1,398.10
				1,398.10	
EF146714	12/03/2025	Kulbardi Pty Ltd			40.92
				40.92	
EF146979	19/03/2025	Kulbardi Pty Ltd			238.70
				149.27	



## Payment Register

Payment No	Payment Date	Payee	Invoice Description	Invoice Amount	Payment Amount
				89.43	
EF147168	26/03/2025	Kulbardi Pty Ltd			706.01
				168.25	
				446.53	
				13.24	
				77.99	
EF146616	12/03/2025	L.G.R.C.E.U			814.00
			LGRCEU Coy 2 Period Type O Comp Ref 827.0	792.00	
			LGRCEU Coy 2 Period Type O Comp Ref 827.0	22.00	
EF147075	26/03/2025	L.G.R.C.E.U			770.00
			LGRCEU Coy 2 Period Type O Comp Ref 827.0	770.00	
EF146688	12/03/2025	La Paleta			2,100.00
				1,461.60	
				638.40	
EF146937	19/03/2025	Laminar Capital			990.00
				495.00	
				495.00	
EF147052	19/03/2025	Leela Dilkes-Hoffman			154.03



## Payment Register

Payment No	Payment Date	Payee	Invoice Description	Invoice Amount	Payment Amount
			Found_Feb 2025 23254 Dilkes-Hoffman Design:	154.03	
EF146689	12/03/2025	Linemarking WA Pty Ltd		5,299.14	
				1,919.72	
				2,105.84	
				1,273.58	
EF146927	19/03/2025	Linemarking WA Pty Ltd		550.00	
				550.00	
EF146754	12/03/2025	Linfox Armaguard Pty Ltd		785.23	
				785.23	
EF146748	12/03/2025	Little Rippers Technology		1,989.90	
				1,989.90	
EF146676	12/03/2025	Lobel Events		16,739.20	
				9,553.01	
				1,342.00	
				5,844.19	
EF146685	12/03/2025	Local Government Professionals Australia		1,440.00	
				1,440.00	
EF146921	19/03/2025	Local Government Professionals Australia		120.00	



## Payment Register

Payment No	Payment Date	Payee	Invoice Description	Invoice Amount	Payment Amount
				120.00	
EF146544	05/03/2025	London Joseph		7,414.15	
				7,414.15	
EF146980	19/03/2025	Louiseryan		42.93	
			Found_Feb 2025 21318 Louise Hamill	42.93	
EF146546	05/03/2025	Lounge Backline Pty Ltd		5,194.20	
				1,760.00	
				3,434.20	
EF146606	05/03/2025	LUCI		750.00	
				750.00	
EF147048	19/03/2025	Lynne Carlin		815.00	
				400.00	
				415.00	
EF146850	19/03/2025	M P Rogers & Associates		189.20	
				189.20	
EF146955	19/03/2025	MA Services Group Pty Ltd		2,015.75	
				2,015.75	
EF146745	12/03/2025	Mackinnon, Wendy May T/A Banksia Lane		37.95	



## Payment Register

Payment No	Payment Date	Payee	Invoice Description	Invoice Amount	Payment Amount
				37.95	
EF146625	12/03/2025	Major Motors		337.78	
				337.78	
EF147008	19/03/2025	Malcolm Parry		40.40	
			Found_Feb 2025 22093 Malcolm Parry	40.40	
EF147022	19/03/2025	Malone, Victoria		75.75	
			Found_Feb 2025 22450 Victoria Malone	75.75	
EF146649	12/03/2025	Mangkaja Arts		3,300.00	
				3,300.00	
EF146522	05/03/2025	Manic Ex-Poseur Pty Ltd		351.77	
				351.77	
EF146858	19/03/2025	Manic Ex-Poseur Pty Ltd		269.30	
				269.30	
EF146843	19/03/2025	Marquee Magic		3,524.00	
				1,762.00	
				1,762.00	
EF147183	26/03/2025	Martin, Janet		1,000.00	
				1,000.00	



## Payment Register

Payment No	Payment Date	Payee	Invoice Description	Invoice Amount	Payment Amount
EF146810	19/03/2025	Marwick Susan			161.60
			Found_Feb 2025 10666 Marwick Susan	161.60	
EF146668	12/03/2025	Mastec Australia Pty Ltd			42,590.35
				42,590.35	
EF146595	05/03/2025	Maxey Plumbing Pty Ltd			694.11
				493.08	
				201.03	
EF146758	12/03/2025	Maxey Plumbing Pty Ltd			7,430.50
				7,430.50	
EF147042	19/03/2025	Maxey Plumbing Pty Ltd			19,359.62
				5,503.19	
				13,107.60	
				748.83	
EF147200	26/03/2025	Maxey Plumbing Pty Ltd			2,002.00
				2,002.00	
EF146739	12/03/2025	Maxima Group			2,510.30
				1,397.97	
				1,112.33	



## Payment Register

Payment No	Payment Date	Payee	Invoice Description	Invoice Amount	Payment Amount
EF147014	19/03/2025	Maxima Group			1,112.33
				1,112.33	
EF147182	26/03/2025	Maxima Group			2,401.29
				1,033.56	
				1,367.73	
EF146596	05/03/2025	McLeods Lawyers Pty Ltd			6,665.04
				1,085.29	
				1,849.24	
				2,200.00	
				1,530.51	
EF147047	19/03/2025	McLeods Lawyers Pty Ltd			6,241.07
				2,698.08	
				558.36	
				963.60	
				1,074.15	
				946.88	
EF147202	26/03/2025	McLeods Lawyers Pty Ltd			1,977.86
				1,977.86	



## Payment Register

Payment No	Payment Date	Payee	Invoice Description	Invoice Amount	Payment Amount
EF147208	26/03/2025	MedHealth Pty Ltd			2,420.00
				2,420.00	
EF146889	19/03/2025	Megirian Ellen Rose			226.75
			Found_Feb 2025 17193 Megirian Rose	226.75	
EF146873	19/03/2025	Melanie Sharpham t/as Eucalypt Homewa			295.43
			Found_Feb 2025 15749 Eucalypt Homewares	295.43	
EF146575	05/03/2025	Melissa Oi Ling Cheong			125.00
				125.00	
EF146513	05/03/2025	Men Behaving Handy			3,485.71
				240.90	
				240.90	
				240.90	
				240.90	
				240.90	
				240.90	
				240.90	
				260.98	
				240.90	






## Payment Register

Payment No	Payment Date	Payee	Invoice Description	Invoice Amount	Payment Amount
				240.90	
				257.28	
				260.98	
				257.32	
				281.05	
EF146650	12/03/2025	Men Behaving Handy			963.60
				240.90	
				240.90	
				240.90	
				240.90	
EF147105	26/03/2025	Men Behaving Handy			722.70
				240.90	
				240.90	
				240.90	
EF146775	12/03/2025	Michael Tucak			1,800.00
				1,800.00	
EF147135	26/03/2025	Michelle Suzanne Smith			605.00
				605.00	



## Payment Register

Payment No	Payment Date	Payee	Invoice Description	Invoice Amount	Payment Amount
EF146744	12/03/2025	Midland Brick Pty Ltd		7,576.16	
				7,576.16	
EF146772	12/03/2025	Mikalah Hall		300.00	
				300.00	
EF147059	19/03/2025	Milde Marine Pty Ltd		822.03	
				822.03	
EF146752	12/03/2025	Minuteman Press Fremantle		1,551.77	
				1,551.77	
EF146931	19/03/2025	Mitchell Myra		171.70	
			Found_Feb 2025 19324 Mitchell Myra	171.70	
EF146619	12/03/2025	Modern Teaching Aids Pty Ltd		546.98	
				470.69	
				76.29	
EF146792	19/03/2025	Modern Teaching Aids Pty Ltd		824.01	
				824.01	
EF146954	19/03/2025	Mofflin Franklyn		3,148.17	
				3,148.17	
EF147210	26/03/2025	Mohawk Music Management Pty Ltd		4,150.30	



## Payment Register

Payment No	Payment Date	Payee	Invoice Description	Invoice Amount	Payment Amount
				4,150.30	
EF146824	19/03/2025	Mokoh Design		725.80	
				725.80	
EF146902	19/03/2025	Moore Australia (WA) Pty Ltd		5,662.53	
				5,662.53	
EF146860	19/03/2025	Mowanjum Artists Spirit of the Wandjina A		141.40	
			Found_Feb 2025 13989 Mowanjum	141.40	
EF146928	19/03/2025	Mulders Anna		168.17	
			Found_Feb 2025 19268 Anna Mulders	168.17	
DD004016	28/02/2025	NAB - Bank Charges Only		1,118.30	
			Jan'25 NAB connect fee 28.02.2025 NAB - Char	1,118.30	
DD004018	28/02/2025	NAB - Bank Charges Only		34.50	
			Bank Fee Feb'25 28.02.2028 NAB - Charges	34.50	
DD004031	31/03/2025	NAB - Bank Charges Only		3,443.84	
			Merch Fee Mar'25 NAB - Charges	3,443.84	
DD004032	31/03/2025	NAB - Bank Charges Only		1,715.00	
			Bpay Charge Mar'25 NAB - Charges	1,715.00	
EF146938	19/03/2025	Nagtzaam Mark		200.99	



## Payment Register

Payment No	Payment Date	Payee	Invoice Description	Invoice Amount	Payment Amount
			Found_Feb 2025 19587 Mark Nagtzaam	200.99	
EF146941	19/03/2025	Nandi Chinna			300.00
				300.00	
EF147167	26/03/2025	Narelle Ogilvie			300.00
				300.00	
EF146642	12/03/2025	Natural Area Holdings Pty Ltd			107,280.80
				107,280.80	
EF147096	26/03/2025	Natural Area Holdings Pty Ltd			15,004.00
				15,004.00	
EF146558	05/03/2025	Netstar Australia Pty Ltd			132.00
				132.00	
EF146977	19/03/2025	NEXTDC Limited			2,903.45
				2,903.45	
EF147032	19/03/2025	NONPLUS Pty Ltd			7,975.00
				7,975.00	
EF146848	19/03/2025	Norfolk Street Syndicate			2,796.48
				2,796.48	
EF147115	26/03/2025	Norfolk Street Syndicate			273.64



## Payment Register

Payment No	Payment Date	Payee	Invoice Description	Invoice Amount	Payment Amount
				273.64	
EF146502	05/03/2025	Northlake Electrical Pty Ltd		71,988.43	
				948.31	
				2,141.93	
				2,971.09	
				8,436.23	
				816.20	
				16,736.58	
				536.69	
				744.48	
				582.89	
				5,349.53	
				28,203.64	
				4,520.86	
EF146635	12/03/2025	Northlake Electrical Pty Ltd		39,489.98	
				89.71	
				385.95	
				102.47	



## Payment Register

Payment No	Payment Date	Payee	Invoice Description	Invoice Amount	Payment Amount
				19,868.54	
				289.48	
				10,639.75	
				4,666.98	
				269.18	
				443.17	
				1,657.60	
				1,077.15	
EF146812	19/03/2025	Northlake Electrical Pty Ltd			14,627.09
				355.30	
				205.67	
				2,715.68	
				5,854.20	
				192.17	
				333.08	
				1,332.91	
				721.69	
				307.40	



## Payment Register

Payment No	Payment Date	Payee	Invoice Description	Invoice Amount	Payment Amount
				449.33	
				256.36	
				1,903.30	
EF147091	26/03/2025	Northlake Electrical Pty Ltd		13,530.41	
				1,125.34	
				230.62	
				173.20	
				5,486.72	
				712.83	
				5,801.70	
EF146705	12/03/2025	Novofit Pty Ltd		1,391.63	
				33.13	
				1,358.50	
EF146904	19/03/2025	NPY Women's Council		66.66	
			Found_Feb 2025 18284 NPY Womens Council	66.66	
EF146516	05/03/2025	Nu-Trac Rural Contractors		2,389.80	
				2,389.80	
EF146837	19/03/2025	Nu-Trac Rural Contractors		5,225.64	



## Payment Register

Payment No	Payment Date	Payee	Invoice Description	Invoice Amount	Payment Amount
				1,118.20	
				3,308.18	
				799.26	
EF146504	05/03/2025	Nyoongar Outreach Services Incorporated		16,500.00	
				16,500.00	
EF146548	05/03/2025	OccuMed Consulting Pty Ltd		495.00	
				495.00	
EF146932	19/03/2025	OccuMed Consulting Pty Ltd		495.00	
				495.00	
EF146536	05/03/2025	Oil and Energy		390.52	
				390.52	
EF146909	19/03/2025	OKMG Pty Ltd		1,760.00	
				1,760.00	
EF146899	19/03/2025	O'Meehan Holly		32.32	
			Found_Feb 2025 17799 O'Meehan Holly	32.32	
EF146755	12/03/2025	Omnicom Media Group Australia Pty Ltd		2,677.73	
				698.26	
				1,979.47	






## Payment Register

Payment No	Payment Date	Payee	Invoice Description	Invoice Amount	Payment Amount
EF147035	19/03/2025	Omnicom Media Group Australia Pty Ltd			4,056.10
				563.56	
				729.32	
				1,318.90	
				698.26	
				746.06	
EF147194	26/03/2025	Omnicom Media Group Australia Pty Ltd			1,732.50
				1,732.50	
EF146916	19/03/2025	One-Multi Pty Ltd			396.00
				396.00	
EF147123	26/03/2025	Orbit Health and Fitness Solutions			206.25
				206.25	
EF147186	26/03/2025	Otium Planning Group Pty Ltd			8,162.00
				8,162.00	
EF146582	05/03/2025	Ova Educational Systems Pty Limited			16,250.00
				16,250.00	
EF146552	05/03/2025	Oxlade Bros Pty Ltd			96.80
				96.80	



## Payment Register

Payment No	Payment Date	Payee	Invoice Description	Invoice Amount	Payment Amount
EF146699	12/03/2025	Oxlade Bros Pty Ltd		112.42	
				112.42	
EF147185	26/03/2025	OzTaps Plumbing and Gas Pty Ltd		1,635.43	
				1,635.43	
EF146710	12/03/2025	OZTROLOGY		143.51	
				143.51	
EF146876	19/03/2025	Palmer Narayani		74.74	
			Found_Feb 2025 15881 Palmer Narayani	74.74	
EF146505	05/03/2025	Paramount Security Services		4,984.10	
				2,590.50	
				2,393.60	
EF146638	12/03/2025	Paramount Security Services		5,822.30	
				2,855.60	
				2,966.70	
EF146815	19/03/2025	Paramount Security Services		12,067.28	
				12,067.28	
EF147093	26/03/2025	Paramount Security Services		4,663.45	
				4,663.45	



## Payment Register

Payment No	Payment Date	Payee	Invoice Description	Invoice Amount	Payment Amount
EF147160	26/03/2025	Parker Black & Forrest		165.00	
				165.00	
EF146767	12/03/2025	Pavigym Australia Pty Ltd		9,307.10	
				9,307.10	
EF147142	26/03/2025	Paxon Group		2,200.00	
				2,200.00	
DD004019	28/02/2025	Payrix Australia Pty Ltd (Direct Debit)		2,833.90	
			Payrix fee 28.02.2025 Payrix Australi	2,833.90	
DD004025	07/03/2025	Payrix Australia Pty Ltd (Direct Debit)		213.95	
			Payrix fee 07.03.2025 Payrix Australi	213.95	
DD004026	14/03/2025	Payrix Australia Pty Ltd (Direct Debit)		2,783.83	
			Payrix fee 14.03.2025 Payrix Australi	2,783.83	
DD004034	21/03/2025	Payrix Australia Pty Ltd (Direct Debit)		220.68	
			Payrix fee 21.03.2025 21.03.2025 Payrix Austral	220.68	
DD004035	28/03/2025	Payrix Australia Pty Ltd (Direct Debit)		2,772.77	
			Payrix fee 28.03.2025 Payrix Australi	2,772.77	
EF147039	19/03/2025	PC Case Gear Pty Ltd		2,335.00	
				2,335.00	



## Payment Register

Payment No	Payment Date	Payee	Invoice Description	Invoice Amount	Payment Amount
EF146838	19/03/2025	Pegasus Jewellery Designs		272.70	
			Found_Feb 2025 12050 Pegasus Jwlry	272.70	
EF147170	26/03/2025	People on Bicycles Pty Ltd		798.00	
				798.00	
EF147023	19/03/2025	PEP Transport		193.58	
				193.58	
EF147026	19/03/2025	Perfect Gym Solutions Pty Ltd		36.19	
				36.19	
EF147147	26/03/2025	Perrott Painting		3,872.00	
				3,872.00	
EF146949	19/03/2025	Perth Playground and Rubber		3,575.00	
				3,575.00	
EF146507	05/03/2025	Perth Recruitment Services		49,532.12	
				11,083.59	
				10,589.64	
				550.22	
				5,516.27	
				10,228.42	



## Payment Register

Payment No	Payment Date	Payee	Invoice Description	Invoice Amount	Payment Amount
			correct Inv No 00024966 instead of 25154	11,563.98	
EF146639	12/03/2025	Perth Recruitment Services			19,195.53
				9,659.42	
				275.11	
				440.18	
				8,820.82	
EF146819	19/03/2025	Perth Recruitment Services			2,015.11
				550.22	
				1,464.89	
EF147095	26/03/2025	Perth Recruitment Services			43,605.84
				9,565.39	
				8,581.98	
				2,538.82	
				10,814.52	
				756.56	
				11,348.57	
EF147109	26/03/2025	Perth Region Tourism Organisation Inc			813.82
				813.82	



## Payment Register

Payment No	Payment Date	Payee	Invoice Description	Invoice Amount	Payment Amount
EF146762	12/03/2025	Peter A Murphy		16.75	
				16.75	
EF146759	12/03/2025	Place Laboratory Pty Ltd		962.50	
				962.50	
EF147217	26/03/2025	Planet of the Shapes t/as PaperScout		1,463.00	
				1,463.00	
EF147193	26/03/2025	Plastic Free Foundation		3,850.00	
				3,850.00	
EF147018	19/03/2025	Point Street Partners Pty Ltd		9,405.19	
				9,405.19	
EF146663	12/03/2025	Porter Consulting Engineers Trustee ft Co		10,362.00	
				10,362.00	
EF146633	12/03/2025	Precision Tech (WA) Pty Ltd T/A Royal Pu		308.00	
				308.00	
EF147090	26/03/2025	Precision Tech (WA) Pty Ltd T/A Royal Pu		1,249.95	
				674.85	
				575.10	
EF147177	26/03/2025	PREFET PTY LTD T/A MINUTEMAN PRE		1,237.28	



## Payment Register

Payment No	Payment Date	Payee	Invoice Description	Invoice Amount	Payment Amount
				1,237.28	
EF146667	12/03/2025	Print and Design Online Pty Ltd T/a Media		4,360.00	
				3,600.00	
				760.00	
EF146568	05/03/2025	PRINT LOGIC (WA) PTY LTD		50,182.00	
				1,842.50	
				48,339.50	
EF146716	12/03/2025	PRINT LOGIC (WA) PTY LTD		1,635.70	
				1,635.70	
EF146983	19/03/2025	PRINT LOGIC (WA) PTY LTD		71.50	
				71.50	
EF146557	05/03/2025	Professional Search Group Pty Ltd		1,856.58	
				1,856.58	
EF146704	12/03/2025	Professional Search Group Pty Ltd		1,392.44	
				1,392.44	
EF147157	26/03/2025	Professional Search Group Pty Ltd		4,177.31	
				1,856.58	
				2,320.73	



## Payment Register

Payment No	Payment Date	Payee	Invoice Description	Invoice Amount	Payment Amount
EF146735	12/03/2025	Prue Johnson		290.51	
				290.51	
EF146712	12/03/2025	Quoin Consulting Pty Ltd		1,100.00	
				1,100.00	
EF146543	05/03/2025	Qwest Paterson Valuers & Property Const		6,600.00	
				3,300.00	
				3,300.00	
EF146912	19/03/2025	Qwest Paterson Valuers & Property Const		1,650.00	
				1,650.00	
EF146528	05/03/2025	Radonich Contracting Pty Ltd		17,665.64	
				1,527.24	
				1,538.68	
				1,538.68	
				1,538.68	
				2,336.04	
				1,184.04	
				1,361.36	
				4,644.64	






## Payment Register

Payment No	Payment Date	Payee	Invoice Description	Invoice Amount	Payment Amount
				1,996.28	
EF146666	12/03/2025	Radonich Contracting Pty Ltd			30,808.18
				2,205.63	
				1,753.75	
				1,361.36	
				1,538.68	
				1,361.36	
				1,361.36	
				2,613.16	
				4,106.96	
				1,361.36	
				1,538.68	
				1,282.42	
				1,361.36	
				1,361.36	
				1,527.24	
				1,361.36	
				1,177.18	



## Payment Register

Payment No	Payment Date	Payee	Invoice Description	Invoice Amount	Payment Amount
				1,538.68	
				1,996.28	
EF146874	19/03/2025	Radonich Contracting Pty Ltd		9,373.74	
				1,538.68	
				600.60	
				1,361.36	
				1,124.55	
				3,537.05	
				1,211.50	
EF147126	26/03/2025	Radonich Contracting Pty Ltd		5,428.72	
				2,528.68	
				1,538.68	
				1,361.36	
EF146697	12/03/2025	Read Genine Margaret		19.50	
				19.50	
EF146891	19/03/2025	Rebecca Mansell Photography		1,650.00	
				1,650.00	
EF147204	26/03/2025	Red Hot Design (WA) Pty Ltd		2,361.70	



## Payment Register

Payment No	Payment Date	Payee	Invoice Description	Invoice Amount	Payment Amount
				2,361.70	
EF146598	05/03/2025	Reece Australia Pty Ltd		3,663.00	
				3,663.00	
EF146747	12/03/2025	Reidy, Fiona t/a Djinda Kaal Dreaming		191.10	
				191.10	
EF147043	19/03/2025	Renate Patricia Masetti		184.33	
			Found_Feb 2025 23075 Renate Masetti	184.33	
EF146845	19/03/2025	Rendtorff Christian		475.21	
			Found_Feb 2025 12383 Rendtorff C	475.21	
EF146648	12/03/2025	Resource Recovery Group		140,764.50	
				28,941.89	
				9,944.55	
				35,919.80	
				65,958.26	
EF146665	12/03/2025	Ricoh Australia Pty Ltd		15,140.47	
				15,140.47	
EF146998	19/03/2025	RK & JA Forsyth		160.80	
				160.80	



## Payment Register

Payment No	Payment Date	Payee	Invoice Description	Invoice Amount	Payment Amount
EF147195	26/03/2025	Road and Access Consulting		8,316.00	
				8,316.00	
EF147187	26/03/2025	Roasting Warehouse South Fremantle		615.00	
				615.00	
EF146863	19/03/2025	Robin Wells		138.88	
			Found_Feb 2025 14118 Wells Robin	138.88	
EF146517	05/03/2025	Robowash Pty Ltd		418.00	
				418.00	
EF146950	19/03/2025	Rockingham Glass		93.16	
				93.16	
EF147158	26/03/2025	Rockingham Glass		540.10	
				540.10	
EF146491	05/03/2025	Royal Life Saving Society		550.00	
				550.00	
EF147081	26/03/2025	Royal Life Saving Society		2,711.50	
				2,711.50	
EF146764	12/03/2025	Ruby Distributor t/as Flex Equipment Fitne		1,579.19	
				1,334.09	



## Payment Register

Payment No	Payment Date	Payee	Invoice Description	Invoice Amount	Payment Amount
				245.10	
EF146695	12/03/2025	Rural Stone Company WA Pty Ltd		2,078.91	
				2,078.91	
EF146765	12/03/2025	Ruth Marshall t/as Indigo Dreaming Design		40.17	
				40.17	
EF146732	12/03/2025	SABINE JULIA FIGARO T/A HAPPY LAZLE		64.29	
				64.29	
EF146771	12/03/2025	Sage Consulting Engineers Pty Ltd		7,903.50	
				7,903.50	
EF146574	05/03/2025	SAI GLOBAL AUSTRALIA PTY LTD		152.90	
				107.51	
				45.39	
EF146629	12/03/2025	Satellite Security Services		242.00	
				132.00	
				110.00	
EF146800	19/03/2025	Satellite Security Services		132.00	
				132.00	
EF147086	26/03/2025	Satellite Security Services		110.00	



## Payment Register

Payment No	Payment Date	Payee	Invoice Description	Invoice Amount	Payment Amount
				110.00	
EF146896	19/03/2025	Savana Environmental Australia Pty Ltd		2,694.10	
				2,694.10	
EF146849	19/03/2025	Schell Fleur		110.60	
			Found_Feb 2025 12571 Schell Fleur	110.60	
EF146662	12/03/2025	Scott Printers Pty Ltd		276.10	
				276.10	
EF146866	19/03/2025	Scott Printers Pty Ltd		12,483.90	
				12,483.90	
EF147154	26/03/2025	SCP Conservation		2,976.60	
				2,976.60	
EF146674	12/03/2025	Sculpture at Bathers		38,500.00	
				38,500.00	
EF146573	05/03/2025	SEEK Limited		443.36	
				443.36	
EF146993	19/03/2025	SEEK Limited		1,525.51	
				1,525.51	
EF146989	19/03/2025	Shack Properties Pty Ltd		309.86	



## Payment Register

Payment No	Payment Date	Payee	Invoice Description	Invoice Amount	Payment Amount
				309.86	
EF146926	19/03/2025	Shamshi Sultana		196.45	
			Found_Feb 2025 19206 Shamshi Sultana	196.45	
EF147087	26/03/2025	Shane McMaster Surveys		2,420.00	
				1,320.00	
				1,100.00	
EF146518	05/03/2025	Sharon Calgaret		250.00	
				250.00	
EF146563	05/03/2025	Shaw Gerrard		550.00	
				550.00	
EF146966	19/03/2025	Shenton-Smith Kirsten		75.75	
			Found_Feb 2025 20725 Shenton Smith Kirsten	75.75	
EF147179	26/03/2025	Shipping Containers Leasing Pty Ltd		99.00	
				99.00	
EF146773	12/03/2025	Short St Gallery - The Trustee for EM & M		120.00	
				120.00	
EF146527	05/03/2025	Simply Headsets Pty Ltd		1,125.00	
				1,125.00	



## Payment Register

Payment No	Payment Date	Payee	Invoice Description	Invoice Amount	Payment Amount
EF146897	19/03/2025	SLR Consulting Australia Pty Ltd		1,232.00	
				1,232.00	
EF146578	05/03/2025	Snagfu T/As DCE Electrical & Leopard Co		363.00	
				363.00	
EF146728	12/03/2025	Snagfu T/As DCE Electrical & Leopard Co		6,371.20	
				2,308.90	
				4,062.30	
EF147178	26/03/2025	Snagfu T/As DCE Electrical & Leopard Co		2,308.90	
				2,308.90	
EF146922	19/03/2025	Soft Landing		2,855.41	
				86.00	
				1,690.08	
				1,079.33	
EF147053	19/03/2025	Sound and Mixing - NE and S Harris		380.00	
				380.00	
EF147124	26/03/2025	Soundtown		171.33	
				171.33	
EF146743	12/03/2025	South Beach Boardies		60.30	






## Payment Register

Payment No	Payment Date	Payee	Invoice Description	Invoice Amount	Payment Amount
				60.30	
EF146854	19/03/2025	South East Regional Centre for Urban Lar		479.75	
				479.75	
EF146490	05/03/2025	South Fremantle Football Club		13,095.55	
				13,095.55	
EF146624	12/03/2025	South Fremantle Football Club		70.20	
				70.20	
EF146793	19/03/2025	South Fremantle Football Club		17,504.73	
				17,504.73	
EF146621	12/03/2025	Speedo Australia Pty Ltd		261.80	
				149.60	
				112.20	
EF147019	19/03/2025	Split Horizon Pty Ltd		10,028.63	
				348.48	
				9,680.15	
EF147213	26/03/2025	Sport and Recreation Surfaces Pty Ltd		24,835.80	
				24,835.80	
EF147041	19/03/2025	SportEng		1,570.80	



## Payment Register

Payment No	Payment Date	Payee	Invoice Description	Invoice Amount	Payment Amount
				1,570.80	
EF146511	05/03/2025	Sportsworld of WA		1,738.00	
				1,738.00	
EF146647	12/03/2025	Sportsworld of WA		693.00	
				693.00	
EF146807	19/03/2025	St John Ambulance Western Australia Ltd		83.40	
				83.40	
EF147089	26/03/2025	St John Ambulance Western Australia Ltd		3,544.99	
				2,515.00	
				1,029.99	
EF146811	19/03/2025	St Patricks Comm Support Centre		1,656.00	
				1,656.00	
EF147037	19/03/2025	Stacy Gardoll Art		90.90	
			Found_Feb 2025 22962 Stacy Gardoll	90.90	
EF146551	05/03/2025	Standing Fork		770.00	
				770.00	
EF146766	12/03/2025	Start Digital Pty Ltd		8,800.00	
				4,400.00	



## Payment Register

Payment No	Payment Date	Payee	Invoice Description	Invoice Amount	Payment Amount
				4,400.00	
EF147057	19/03/2025	Start Digital Pty Ltd			5,775.00
				4,400.00	
				1,375.00	
EF146509	05/03/2025	Statewide Cleaning Supplies Pty Ltd			1,656.30
				1,559.25	
				97.05	
EF146644	12/03/2025	Statewide Cleaning Supplies Pty Ltd			3,488.41
				1,733.93	
				1,559.25	
				195.23	
EF146823	19/03/2025	Statewide Cleaning Supplies Pty Ltd			3,641.00
				195.23	
				557.79	
				2,887.98	
EF147098	26/03/2025	Statewide Cleaning Supplies Pty Ltd			1,559.25
				1,559.25	
EF147120	26/03/2025	Statewide Staging Systems			22,000.00



## Payment Register

Payment No	Payment Date	Payee	Invoice Description	Invoice Amount	Payment Amount
				22,000.00	
EF146821	19/03/2025	Stoneham & Associates - Melissa Joan St		3,545.00	
				3,545.00	
EF146855	19/03/2025	Sullivan Andrew		3,148.17	
				3,148.17	
217833	06/03/2025	Juicy Festivals Australia Limited		19,109.88	
			BDRcP&Res BO24/0152	19,109.88	
217840	13/03/2025	Robyn O`Grady		2,105.00	
			VergeBond BO20/0116	2,105.00	
217841	13/03/2025	Thomas Barrett		487.05	
				487.05	
217842	13/03/2025	James McGovern		25.00	
				25.00	
217843	13/03/2025	Fiona Berger		25.00	
				25.00	
217844	13/03/2025	Valmai Selman		90.00	
				90.00	
217845	13/03/2025	Robyn Johnson		150.00	



## Payment Register

Payment No	Payment Date	Payee	Invoice Description	Invoice Amount	Payment Amount
				150.00	
217846	21/03/2025	Garrett Hospitality Regional Hotels P/L		5,000.00	
			VergeBond BO23/0020	5,000.00	
217847	21/03/2025	Brad Kelly		487.05	
				487.05	
217848	21/03/2025	ALH Pty Ltd		4,676.85	
			EHOutDinZ1 EHXX/0496	4,676.85	
217849	21/03/2025	Rebecca Povall		25.00	
			LibraryMem BO25/0024	25.00	
217850	21/03/2025	Fremantle Masters Swimming Club (Inc)		500.00	
			BDRecP&Res BO24/0134	500.00	
217851	31/03/2025	Noel Garth		9.00	
				9.00	
217852	31/03/2025	Felicity Arden		25.00	
			LibraryMem BO25/0029	25.00	
217853	31/03/2025	Sovereign Building Company Pty Ltd		2,000.00	
			VergeBond BO13/0050	2,000.00	
217854	31/03/2025	Stampede		96.10	



## Payment Register

Payment No	Payment Date	Payee	Invoice Description	Invoice Amount	Payment Amount
			WstWsR660 2093978	96.10	
EF146607	05/03/2025	Ray White Dalkeith/Claremont		1,600.00	
			CBA	1,600.00	
EF146608	05/03/2025	Nicholas Anstey		1,125.00	
			CBA	1,125.00	
EF147218	26/03/2025	BP&N Kakulas Holdings PL		221.99	
			WBC	221.99	
EF147219	26/03/2025	The Old Syangogue Pty Ltd		5,000.00	
			NAB	5,000.00	
EF147220	26/03/2025	Metal roofing and Construction		2,105.00	
			CBA	2,105.00	
EF146492	05/03/2025	Sunny Industrial Brushware Pty Ltd		506.00	
				506.00	
EF147082	26/03/2025	Sunny Industrial Brushware Pty Ltd		495.00	
				495.00	
EF146530	05/03/2025	Superior Pak Pty Ltd		9,236.30	
				8,219.79	
				1,016.51	



## Payment Register

Payment No	Payment Date	Payee	Invoice Description	Invoice Amount	Payment Amount
EF146599	05/03/2025	Sur Empanadas - Alvaro Ignacio Cocco C		1,000.00	
				1,000.00	
EF147117	26/03/2025	Surf Life Saving Western Australia Inc		5,500.00	
				5,500.00	
EF146586	05/03/2025	Symbio Enterprise		4,100.52	
				4,100.52	
EF146802	19/03/2025	Symons Roger		130.80	
			Found_Feb 2025 10401 Symons Roger	130.80	
EF146751	12/03/2025	Synergy 23 Pty Ltd T/A Cosmic Cocktails		1,140.00	
				1,140.00	
EF146479	05/03/2025	Synergy Ex Western Power		4,343.72	
				51.70	
				471.94	
				435.15	
				171.61	
				152.39	
				324.42	
				465.34	



## Payment Register

Payment No	Payment Date	Payee	Invoice Description	Invoice Amount	Payment Amount
				318.13	
				176.50	
				1,020.92	
				148.47	
				256.17	
				171.24	
				179.74	
EF146609	12/03/2025	Synergy Ex Western Power		105,844.27	
				568.57	
				181.62	
				65,056.67	
				466.32	
				9,219.50	
				3,785.01	
				546.45	
				4,352.27	
				139.96	
				1,606.22	






## Payment Register

Payment No	Payment Date	Payee	Invoice Description	Invoice Amount	Payment Amount
				536.97	
				616.83	
				98.38	
				814.30	
				1,194.78	
				435.18	
				317.87	
				3,186.93	
				2,470.03	
				853.81	
				554.91	
				4,634.27	
				200.81	
				1,141.62	
				952.63	
				1,912.36	
EF146780	19/03/2025	Synergy Ex Western Power			22,780.71
				872.97	



## Payment Register

Payment No	Payment Date	Payee	Invoice Description	Invoice Amount	Payment Amount
				398.00	
				12,830.50	
				986.61	
				1,273.09	
				3,871.02	
				1,082.27	
				166.12	
				889.99	
				410.14	
EF147071	26/03/2025	Synergy Ex Western Power		6,750.13	
				398.54	
				412.23	
				209.99	
				698.38	
				212.41	
				1,429.69	
				2,258.54	
				616.20	



## Payment Register

Payment No	Payment Date	Payee	Invoice Description	Invoice Amount	Payment Amount
				239.35	
				274.80	
EF146634	12/03/2025	Tactile Indicators Perth Pty Ltd		2,418.00	
				2,418.00	
EF147206	26/03/2025	Tahnee Jayde Denholm		802.80	
				802.80	
EF146965	19/03/2025	Tan Shaun		113.63	
			Found_Feb 2025 20724 Tan Shaun	113.63	
EF147009	19/03/2025	Tanya Jaceglav		468.64	
			Found_Feb 2025 22148 Tanya Jaceglav	468.64	
EF147136	26/03/2025	TC Precast Pty Ltd		7,040.00	
				7,040.00	
EF146844	19/03/2025	Technology One Ltd		2,205.59	
				2,205.59	
EF147113	26/03/2025	Technology One Ltd		46,718.15	
				18,810.32	
				26,805.04	
				1,102.79	



## Payment Register

Payment No	Payment Date	Payee	Invoice Description	Invoice Amount	Payment Amount
EF146570	05/03/2025	Techworks Plumbing Pty Ltd			7,454.60
				1,299.31	
				210.74	
				105.37	
				260.68	
				1,770.85	
				2,624.46	
				569.70	
				350.06	
				263.43	
EF146718	12/03/2025	Techworks Plumbing Pty Ltd			1,735.49
				158.06	
				263.43	
				526.85	
				210.74	
				237.08	
				339.33	
EF146986	19/03/2025	Techworks Plumbing Pty Ltd			22,039.09



## Payment Register

Payment No	Payment Date	Payee	Invoice Description	Invoice Amount	Payment Amount
				450.89	
				348.04	
				1,255.45	
				925.32	
				421.48	
				701.09	
				237.08	
				253.09	
				1,531.43	
				378.81	
				3,184.27	
				3,922.27	
				3,664.03	
				2,491.91	
				137.50	
				345.15	
				421.48	
				421.48	



## Payment Register

Payment No	Payment Date	Payee	Invoice Description	Invoice Amount	Payment Amount
				948.32	
EF147171	26/03/2025	Techworks Plumbing Pty Ltd			737.59
				316.11	
				421.48	
EF147070	26/03/2025	Telstra			11,597.88
				5,166.63	
				6,431.25	
EF146970	19/03/2025	Temptations Catering			562.16
				562.16	
EF146768	12/03/2025	Terri Janke and Company Pty Ltd			8,206.00
				8,206.00	
EF146809	19/03/2025	Thamo Kati			151.50
			Found_Feb 2025 10630 Thamo Kati	151.50	
EF146692	12/03/2025	The Customer Connection			2,200.00
				2,200.00	
EF146525	05/03/2025	The Freo Doctor Liquor Store			12,465.20
				12,465.20	
EF147046	19/03/2025	The Freo Hire Company Pty Ltd			1,116.50



## Payment Register

Payment No	Payment Date	Payee	Invoice Description	Invoice Amount	Payment Amount
				1,116.50	
EF146727	12/03/2025	THE FRUIT BOX GROUP PTY LTD			1,331.64
				222.40	
				400.00	
				709.24	
EF146827	19/03/2025	The Italian Club Fremantle Inc			2,994.33
				2,994.33	
EF147110	26/03/2025	The Kill Devil Hills			800.00
				800.00	
EF147104	26/03/2025	The Poster Girls			216.40
				216.40	
EF146975	19/03/2025	The Second Salon			47.47
			Found_Feb 2025 21012 The Second Salon	47.47	
EF147190	26/03/2025	The Trustee for Alara Trust t/a Earthside E			330.00
				330.00	
EF146696	12/03/2025	The Trustee for Ireland Family Trust			1,870.00
				1,870.00	
EF146893	19/03/2025	The Trustee for Lane Family Trust			4,174.50



## Payment Register

Payment No	Payment Date	Payee	Invoice Description	Invoice Amount	Payment Amount
				4,174.50	
EF147066	19/03/2025	The Trustee for Sea Trust t/as 24/7 Glazin			1,234.00
				1,234.00	
EF146840	19/03/2025	The Trustee for SuperSealing Unit Trust			81,665.10
				81,665.10	
EF147216	26/03/2025	The trustee for The De Lacy Family Trust t			330.00
				330.00	
EF146585	05/03/2025	The Trustee for the Jacobs Family Trust T.			2,722.50
				2,722.50	
EF146871	19/03/2025	The Trustee for UDLA Unit Trust			2,640.00
				2,640.00	
EF147130	26/03/2025	The Trustee for Western Heritage Trust			2,189.00
				2,189.00	
EF146834	19/03/2025	Thompson Douglas			3,148.17
				3,148.17	
EF146930	19/03/2025	Thompson RP & SM			47.98
			Found_Feb 2025 19323 RP & SM Thompson	47.98	
EF147159	26/03/2025	Thomson Geer			7,755.00






## Payment Register

Payment No	Payment Date	Payee	Invoice Description	Invoice Amount	Payment Amount
				7,755.00	
DD004027	07/03/2025	Till Payments Solutions Pty Ltd			15,113.32
			Payrix fee 07.03.2025 Till Payments S	15,113.32	
DD004029	03/03/2025	Till Payments Solutions Pty Ltd			25.65
			FDMSA Fee 49012 Till Payments S	25.65	
EF147021	19/03/2025	Timmah Ball			500.00
				500.00	
EF147006	19/03/2025	TOBIAS BUSCH AND SAJNI RAMESHCH			625.00
				625.00	
EF146550	05/03/2025	Toolco Pty Ltd			573.00
				573.00	
EF146693	12/03/2025	Toolco Pty Ltd			169.95
				169.95	
EF147153	26/03/2025	Toolco Pty Ltd			3,493.01
				1,519.00	
				1,974.01	
EF147196	26/03/2025	Topset Investments Pty Ltd			1,398.50
				1,398.50	



## Payment Register

Payment No	Payment Date	Payee	Invoice Description	Invoice Amount	Payment Amount
EF146784	19/03/2025	Total Eden Pty Ltd		10,328.11	
				10,328.11	
EF146942	19/03/2025	Total Green Recycling Pty Ltd		3,034.36	
				1,862.03	
				1,172.33	
EF146681	12/03/2025	Totally Workwear Fremantle		1,460.96	
				215.88	
				331.13	
				173.68	
				560.27	
				180.00	
EF146910	19/03/2025	Totally Workwear Fremantle		198.00	
				198.00	
EF147141	26/03/2025	Totally Workwear Fremantle		1,110.49	
				239.22	
				381.18	
				157.45	
				232.65	



## Payment Register

Payment No	Payment Date	Payee	Invoice Description	Invoice Amount	Payment Amount
				99.99	
EF146653	12/03/2025	Tourism Council Western Australia Ltd		33,000.00	
				33,000.00	
EF146702	12/03/2025	Toy Libraries Australia Inc		435.00	
				435.00	
EF146652	12/03/2025	Traffic Logistics		2,024.00	
				1,138.50	
				885.50	
EF147112	26/03/2025	Traffic Logistics		2,783.00	
				1,138.50	
				1,265.00	
				379.50	
EF146934	19/03/2025	Tran Phoebe		27.78	
			Found_Feb 2025 19490 Phoebe Tran	27.78	
DD004028	17/03/2025	Transperth		20.00	
			Smartrider recharge 17.03.2025 Transperth	20.00	
EF146571	05/03/2025	Trees of Eden		18,773.62	
				4,004.00	



## Payment Register

Payment No	Payment Date	Payee	Invoice Description	Invoice Amount	Payment Amount
				2,532.76	
				2,464.00	
				390.50	
				935.00	
				1,759.36	
				1,171.50	
				1,870.00	
				616.00	
				484.00	
				1,138.50	
				1,408.00	
EF146719	12/03/2025	Trees of Eden		6,729.28	
				2,670.28	
				4,059.00	
EF146987	19/03/2025	Trees of Eden		13,486.01	
				6,655.00	
				6,831.01	
EF147172	26/03/2025	Trees of Eden		9,387.19	



## Payment Register

Payment No	Payment Date	Payee	Invoice Description	Invoice Amount	Payment Amount
				4,811.19	
				2,986.50	
				1,589.50	
EF146757	12/03/2025	Triple 1 Three Ltd T/A Otherside Brewing I		7,733.00	
				7,733.00	
EF147199	26/03/2025	Triple 1 Three Ltd T/A Otherside Brewing I		19,618.50	
				19,618.50	
EF146703	12/03/2025	True View Virtual Tours		1,760.00	
				1,760.00	
EF147151	26/03/2025	Turbotech		1,718.45	
				1,718.45	
EF147051	19/03/2025	Two Stories		88.38	
			Found_Feb 2025 23207 Warren Julia	88.38	
EF146948	19/03/2025	United Equipment Pty Limited		3,297.80	
				3,297.80	
EF146572	05/03/2025	United Workers Union		16.00	
			United Workers Union Coy 2 Period Type I Com	16.00	
EF146992	19/03/2025	United Workers Union		16.00	



## Payment Register

Payment No	Payment Date	Payee	Invoice Description	Invoice Amount	Payment Amount
			United Workers Union Coy 2 Period Type I Com	16.00	
EF146576	05/03/2025	UNITING GLOBAL PTY LTD		631.95	
				214.50	
				417.45	
EF146726	12/03/2025	UNITING GLOBAL PTY LTD		1,864.50	
				1,287.00	
				577.50	
EF147001	19/03/2025	UNITING GLOBAL PTY LTD		6,789.07	
				2,531.10	
				615.73	
				616.48	
				2,008.26	
				1,017.50	
EF147176	26/03/2025	UNITING GLOBAL PTY LTD		177,851.52	
				47,327.72	
				28,307.77	
				28,307.77	
				45,600.49	



## Payment Register

Payment No	Payment Date	Payee	Invoice Description	Invoice Amount	Payment Amount
				28,307.77	
EF146861	19/03/2025	Urbis Pty Ltd			12,760.00
				12,760.00	
EF146853	19/03/2025	Vanguard Print			558.59
				558.59	
EF147038	19/03/2025	Veolia Environmental Services (Australia)			14,129.98
				-17,061.44	
				2,616.24	
				771.14	
				-3,646.72	
				3,383.38	
				10,742.60	
				17,324.78	
EF147055	19/03/2025	Vinisha Mulani			196.95
			Found_Feb 2025 23274 Sisa Studio	196.95	
EF147003	19/03/2025	VittinoAshe Pty Ltd			2,475.00
				2,475.00	
EF146654	12/03/2025	Volunteer Centre of Western Australia			88.00



## Payment Register

Payment No	Payment Date	Payee	Invoice Description	Invoice Amount	Payment Amount
				88.00	
EF147140	26/03/2025	WA Fuel Supplies Pty Ltd		25,801.94	
				25,801.94	
EF146672	12/03/2025	WA Health Group Pty Ltd		655.98	
				218.66	
				218.66	
				218.66	
EF146890	19/03/2025	WA Health Group Pty Ltd		218.66	
				218.66	
EF146514	05/03/2025	WA Land Information Authority		95.18	
				95.18	
EF146832	19/03/2025	WA Land Information Authority		630.87	
				630.87	
EF147106	26/03/2025	WA Land Information Authority		221.20	
				221.20	
EF147152	26/03/2025	WA Library Supplies		2,122.00	
				230.00	
				1,892.00	






## Payment Register

Payment No	Payment Date	Payee	Invoice Description	Invoice Amount	Payment Amount
EF146846	19/03/2025	WA Limestone Co		833.40	
				833.40	
EF146623	12/03/2025	WA Local Govt Association		654.50	
				654.50	
EF147079	26/03/2025	WA Local Govt Association		2,598.07	
				2,598.07	
EF146658	12/03/2025	Wasamba		800.00	
				800.00	
EF146484	05/03/2025	Water Corporation		11,489.50	
				5.43	
				3,882.49	
				3,845.00	
				453.15	
				260.65	
				1,259.70	
				1,267.23	
				185.25	
				330.60	



## Payment Register

Payment No	Payment Date	Payee	Invoice Description	Invoice Amount	Payment Amount
EF146615	12/03/2025	Water Corporation			18,600.08
				4,457.40	
				570.00	
				2,898.45	
				353.40	
				327.75	
				3,229.05	
				65.55	
				5,385.47	
				415.03	
				51.44	
				513.09	
				333.45	
EF147074	26/03/2025	Water Corporation			32,149.26
				3,077.63	
				1,139.45	
				396.19	
				5,117.85	



## Payment Register

Payment No	Payment Date	Payee	Invoice Description	Invoice Amount	Payment Amount
				95.47	
				2,541.61	
				103.76	
				21.08	
				825.00	
				377.40	
				245.10	
				1,048.41	
				862.65	
				96.90	
				2,306.57	
				39.90	
				618.53	
				578.55	
				5.63	
				276.45	
				558.60	
				461.70	



## Payment Register

Payment No	Payment Date	Payee	Invoice Description	Invoice Amount	Payment Amount
				242.25	
				192.68	
				2,280.63	
				71.39	
				709.99	
				1,716.97	
				308.38	
				8.55	
				334.07	
				752.40	
				156.75	
				192.68	
				1,523.35	
				8.22	
				1,372.23	
				148.20	
				155.06	
				1,181.03	



## Payment Register

Payment No	Payment Date	Payee	Invoice Description	Invoice Amount	Payment Amount
EF146831	19/03/2025	Way Funky Company			12,778.99
				279.84	
				806.08	
				1,072.06	
				10,302.05	
				318.96	
EF147150	26/03/2025	Wayman, Linda Louise			687.50
				687.50	
EF146746	12/03/2025	We Are Feel Good Australia Pty Ltd			1,446.00
				1,446.00	
EF146496	05/03/2025	West Build Products			928.95
				-189.20	
				-226.05	
				-36.85	
				-257.95	
				1,639.00	
EF146601	05/03/2025	West to West Indigenous Corporation Pty			5,115.43
				91.30	



## Payment Register

Payment No	Payment Date	Payee	Invoice Description	Invoice Amount	Payment Amount
				1,108.90	
				614.50	
				136.95	
				437.44	
				688.99	
				1,233.10	
				389.35	
				268.27	
				146.63	
EF146770	12/03/2025	West to West Indigenous Corporation Pty			11,361.67
				3,807.27	
				159.78	
				3,853.19	
				159.78	
				251.08	
				91.30	
				284.98	
				91.30	



## Payment Register

Payment No	Payment Date	Payee	Invoice Description	Invoice Amount	Payment Amount
				136.95	
				182.60	
				142.71	
				1,382.04	
				136.95	
				49.28	
				632.46	
EF147061	19/03/2025	West to West Indigenous Corporation Pty		10,336.05	
				619.30	
				324.63	
				96.14	
				1,655.13	
				378.11	
				2,480.09	
				435.15	
				1,544.11	
				770.00	
				136.95	



## Payment Register

Payment No	Payment Date	Payee	Invoice Description	Invoice Amount	Payment Amount
				1,627.46	
				268.98	
EF147207	26/03/2025	West to West Indigenous Corporation Pty		1,338.44	
				309.71	
				217.58	
				136.95	
				288.18	
				203.42	
				182.60	
EF146584	05/03/2025	Western Metropolitan Regional Council		27,685.66	
				27,685.66	
EF147024	19/03/2025	Western Metropolitan Regional Council		37,498.06	
				37,498.06	
EF146808	19/03/2025	WH Location Services Pty Ltd		1,376.79	
				647.90	
				728.89	
EF146881	19/03/2025	Wichtermann Danica		168.17	
			Found_Feb 2025 16475 Rediscover Ceramics	168.17	






## Payment Register

Payment No	Payment Date	Payee	Invoice Description	Invoice Amount	Payment Amount
EF147211	26/03/2025	Willow Michael Armistead		630.00	630.00
				630.00	
EF146627	12/03/2025	Woodlands Distributors & Agencies		3,703.70	3,703.70
				3,703.70	
EF146721	12/03/2025	World Environmental Technologies Pty Ltd		2,235.75	2,235.75
				2,235.75	
EF146883	19/03/2025	Worldwide Printing Solutions		832.29	832.29
				832.29	
EF146903	19/03/2025	Yawuru Jarndu Aboriginal Corporation		277.75	277.75
			Found_Feb 2025 18279 Jarndu Yawuru	277.75	
EF147149	26/03/2025	Zenien		2,054.25	2,054.25
				998.25	
				1,056.00	
EF146651	12/03/2025	Zipform Pty Ltd		2,421.62	2,421.62
				2,421.62	
EF146706	12/03/2025	Zoho Corporation Pty Ltd		666.60	666.60
				666.60	
				<b>8,083,188.44</b>	



## Payment Register

Payment No	Payment Date	Payee	Invoice Description	Invoice Amount	Payment Amount
<b>Cancelled payments issued in March 2025</b>					
EF146774	17/03/2025	Born to Sing Events Pty Ltd			0.00
				0.00	
EF146925	25/03/2025	Lang Adin			0.00
				0.00	
EF146959	25/03/2025	N Brunovs & Y Cruthers			0.00
				0.00	
EF146911	25/03/2025	Paxon Group			0.00
				0.00	
EF146917	25/03/2025	Perrott Painting			0.00
				0.00	
<b>Cancelled payments issued prior to March 2025</b>					<b>0.00</b>
EF146391	04/03/2025	Andrew Samuel Winton			-800.00
				-800.00	
217634	12/03/2025				-2,105.00
				-2,105.00	
217651	31/03/2025				-2,105.00



## Payment Register

Payment No	Payment Date	Payee	Invoice Description	Invoice Amount	Payment Amount
				-2,105.00	
217818	21/03/2025				-2,105.00
				-2,105.00	
217832	19/03/2025				-5,000.00
				-5,000.00	
					-12,115.00
NET PAYMENT AMOUNT					\$8,071,073.44

## Purchase Card Transactions

Statement Date between 01-Mar-2025 and 28-Mar-2025

Description	Status	Action	Statement Date	Date	Reference	Narrative	Notes	Amount
Administration Officer Planning Services	I	O	4/03/2025	5/03/2025	PC029010	PLANNING INSTITUTE AUS BARTON		560.00
	I	O	7/03/2025	10/03/2025	PC029176	HOUSE OF CARDS MARGARE YALLINGUP		284.80
	I	O	17/03/2025	19/03/2025	PC029328	EZ*GREEN BUILDING COU BARANGAROO		799.00
	I	O	21/03/2025	24/03/2025	PC029433	GILBERTS FRESH HILTON HILTON		204.98
Total								1,848.78
Centre Manager	I	O	1/03/2025	4/03/2025	PC028989	ROSTER ELF PTY LTD MOUNT HAWTHO		599.50
	I	O	7/03/2025	10/03/2025	PC029172	CURTAIN WORLD MALAGA		1,370.00
	I	O	11/03/2025	12/03/2025	PC029232	RLSSWA MOUNT CLAREM		175.00
	I	O	14/03/2025	17/03/2025	PC029286	BDO FURNITURE WOODVILLE NO		507.00
	I	O	14/03/2025	17/03/2025	PC029289	WWW.RAWLICIOUS.COM.AU KARRINYUP		174.60
	I	O	18/03/2025	19/03/2025	PC029335	SP HART SPORT BROOKVALE		104.50
Total								2,930.60
Chief Executive Officer	I	O	12/03/2025	13/03/2025	PC029248	SQ *D'ANGELO CAFE Fremantle		28.62
	I	O	12/03/2025	13/03/2025	PC029254	Joy Kitchen Fremantle		894.99
	I	O	23/03/2025	25/03/2025	PC029451	FAIRFAX SUBSCRIPTIONS PYRMONT		64.99
	I	O	26/03/2025	27/03/2025	PC029478	WILSON PARKING PER031 PERTH		15.19
Total								1,003.79
Commercial Parking Officer	I	O	27/02/2025	3/03/2025	PC028957	CITY OF FREMANTLE FREMANTLE		2.00
	I	O	1/03/2025	3/03/2025	PC028958	CITY OF FREMANTLE FREMANTLE		2.00
	I	O	1/03/2025	3/03/2025	PC028959	CITY OF FREMANTLE FREMANTLE		2.00
	I	O	5/03/2025	6/03/2025	PC029031	CITY OF FREMANTLE FREMANTLE		2.00
	I	O	5/03/2025	6/03/2025	PC029032	CITY OF FREMANTLE FREMANTLE		2.00
	I	O	6/03/2025	10/03/2025	PC029163	CITY OF FREMANTLE FREMANTLE		2.00
	I	O	10/03/2025	12/03/2025	PC029224	CITY OF FREMANTLE FREMANTLE		2.00
	I	O	12/03/2025	13/03/2025	PC029247	CITY OF FREMANTLE FREMANTLE		2.00
	I	O	14/03/2025	17/03/2025	PC029275	CITY OF FREMANTLE FREMANTLE		2.00
	I	O	20/03/2025	21/03/2025	8000034346	CITY OF FREMANTLE FREMANTLE		2.00
	I	O	26/03/2025	27/03/2025	PC029474	CITY OF FREMANTLE FREMANTLE		2.00
Total								22.00
Creative Programs Lead	I	O	28/02/2025	3/03/2025	PC028965	Woolworths Online BELLA VISTA		95.95
	I	O	4/03/2025	5/03/2025	PC029005	Spotify P3499ECEB9 Sydney		23.99
	I	O	4/03/2025	5/03/2025	PC029011	SP ART SHED BRISBANE WEST END		263.89
	I	O	4/03/2025	5/03/2025	PC029014	SP KRAFTKOLOUR THOMASTOWN		103.35

## Purchase Card Transactions

Statement Date between 01-Mar-2025 and 28-Mar-2025

Description	Status	Action	Statement Date	Date	Reference	Narrative	Notes	Amount
	I	O	4/03/2025	6/03/2025	PC029041	SPOTLIGHT PTY LTD STH MELBOURN		119.00
	I	O	4/03/2025	6/03/2025	PC029042	SPOTLIGHT PTY LTD STH MELBOURN		56.00
	I	O	5/03/2025	7/03/2025	PC029098	HOME AFFAIRS - ONLINE SOUTHPORT		425.88
	I	O	6/03/2025	10/03/2025	PC029164	MOSHTIX PTY LTD SYDNEY		33.69
	I	O	10/03/2025	12/03/2025	PC029230	PALLOYS PTY LTD PERTH		691.76
	I	O	13/03/2025	14/03/2025	7300034167	HAMPDON INDUSTRIAL MALAGA		345.00
	I	O	17/03/2025	18/03/2025	PC029303	SP JB HI-FI ONLINE SOUTHBANK		472.98
	I	O	20/03/2025	21/03/2025	8000034354	BURSON AUTO PARTS MYAREE		422.41
	I	O	21/03/2025	24/03/2025	PC029411	WOOLWORTHS/STAMMERS S/C 2PALMYRA		46.95
	I	O	22/03/2025	24/03/2025	PC029420	SQ *MR GOZ West Leederv		93.47
	I	O	22/03/2025	24/03/2025	PC029422	SQ *BUNGA RAYA SATAY Oakford		91.44
	I	O	22/03/2025	24/03/2025	PC029432	SQ *BUNGA RAYA SATAY Oakford		225.55
	I	O	22/03/2025	24/03/2025	PC029436	SQ *MR GOZ West Leederv		119.89
	I	O	23/03/2025	24/03/2025	PC029427	SQ *BUNGA RAYA SATAY Oakford		54.86
	I	O	23/03/2025	24/03/2025	PC029438	SQ *MR GOZ West Leederv		113.79
<b>Total</b>								<b>3,687.85</b>
Director City Business	I	O	2/03/2025	3/03/2025	PC028968	Google CLOUD KJVNN5 Sydney		83.14
	I	O	4/03/2025	4/03/2025	PC028991	CAMPAIGNMONITOR 0285187100		466.39
	I	O	4/03/2025	5/03/2025	PC029004	CITY OF VINCENT LEEDERVILLE		2.05
	I	O	4/03/2025	5/03/2025	PC029009	EB *EIA Connect 2025 V 801-413-7200		66.16
	I	O	5/03/2025	6/03/2025	PC029036	TARGET 5036 FREMANTLE		50.00
	I	O	6/03/2025	10/03/2025	PC029162	CREATESEND/COM SYDNEY SYDNEY		7.85
	I	O	6/03/2025	10/03/2025	PC029166	CPP COUNCIL HOUSE PERTH		12.12
	I	O	6/03/2025	10/03/2025	PC029171	CREATESEND/COM SYDNEY SYDNEY		53.79
	I	O	11/03/2025	12/03/2025	PC029229	LOCALIS.CO NEW FARM		53.90
	I	O	11/03/2025	13/03/2025	PC029246	CREATESEND/COM SYDNEY SYDNEY		6.44
	I	O	12/03/2025	12/03/2025	PC029225	CAMPAIGNMONITOR 0285187100		35.78
	I	O	14/03/2025	17/03/2025	PC029277	FAIRFAX SUBSCRIPTIONS PYRMONT		26.00
	I	O	20/03/2025	20/03/2025	PC029358	CAMPAIGNMONITOR 0285187100		35.62
	I	O	20/03/2025	21/03/2025	8000034357	EB *Crafting Compellin 801-413-7200		204.11
	I	O	20/03/2025	21/03/2025	8000034358	EDA NOOSAVILLE		203.50
	I	O	20/03/2025	24/03/2025	PC029409	CREATESEND/COM SYDNEY SYDNEY		7.81
	I	O	21/03/2025	24/03/2025	PC029410	CREATESEND/COM SYDNEY SYDNEY		7.13
	I	O	21/03/2025	24/03/2025	PC029415	SOUTH BEACH CYCLES SOUTH FREMAN		100.00
	I	O	21/03/2025	24/03/2025	PC029416	SOUTH BEACH CYCLES SOUTH FREMAN		100.00
	I	O	21/03/2025	24/03/2025	PC029417	SOUTH BEACH CYCLES SOUTH FREMAN		100.00
	I	O	21/03/2025	24/03/2025	PC029418	SOUTH BEACH CYCLES SOUTH FREMAN		100.00

## Purchase Card Transactions

Statement Date between 01-Mar-2025 and 28-Mar-2025

Description	Status	Action	Statement Date	Date	Reference	Narrative	Notes	Amount
	I	O	21/03/2025	24/03/2025	PC029419	SOUTH BEACH CYCLES SOUTH FREMAN		100.00
	I	O	21/03/2025	24/03/2025	PC029437	DHL Express ADC Brisbane		119.40
	I	O	23/03/2025	24/03/2025	PC029425	Wufoo 003531592075		62.96
	I	O	25/03/2025	25/03/2025	PC029449	CAMPAIGNMONITOR 0285187100		35.96
	I	O	25/03/2025	25/03/2025	PC029450	CAMPAIGNMONITOR 0285187100		12.44
	I	O	25/03/2025	25/03/2025	PC029455	SPROUT SOCIAL INC 8668783231 IL		127.55
	I	O	26/03/2025	27/03/2025	PC029481	QANTAS AIRW MASCOT		725.40
	I	O	27/03/2025	27/03/2025	PC029476	CAMPAIGNMONITOR 0285187100		35.77
<b>Total</b>								<b>2,941.27</b>
<b>Director Planning, Place and Urban Development</b>	I	O	11/03/2025	12/03/2025	PC029223	EasyPark PRAHRAN		6.69
<b>Total</b>								<b>6.69</b>
<b>Facility Coordinator</b>	I	O	7/03/2025	10/03/2025	PC029173	THE GOOD GUYS OCONNOR		927.00
	I	O	18/03/2025	20/03/2025	PC029365	THE LAUNDRY LADY PTY L BARINGA		94.56
	I	O	19/03/2025	20/03/2025	PC029370	ROLLD - FREMANTLE CATE PIARA WATERS		409.04
<b>Total</b>								<b>1,430.60</b>
<b>Finance Officer - Arts and Culture</b>	I	O	1/03/2025	4/03/2025	PC028990	ROSTER ELF PTY LTD MOUNT HAWTHO		514.80
	I	O	2/03/2025	3/03/2025	PC028963	Spotify P348A1145B Sydney		13.99
	I	O	3/03/2025	3/03/2025	PC028971	CAMPAIGNMONITOR 0285187100		1,099.82
	I	O	3/03/2025	4/03/2025	PC028992	FACEBK *T686PLU452 fb.me/ads		460.34
	I	O	5/03/2025	5/03/2025	PC029006	POSTMARKAPP.COM POSTMARKAPP.IL		16.33
	I	O	10/03/2025	11/03/2025	PC029206	MY POST BUSINESS/POST MELBOURNE		9.86
	I	O	11/03/2025	12/03/2025	PC029226	MY POST BUSINESS/POST MELBOURNE		13.46
	I	O	11/03/2025	13/03/2025	PC029251	CITY OF FREMANTLE FREMANTLE		50.00
	I	O	12/03/2025	14/03/2025	7300034166	MY POST BUSINESS/POST MELBOURNE		13.46
	I	O	17/03/2025	18/03/2025	PC029300	MY POST BUSINESS/POST MELBOURNE		13.46
	I	O	17/03/2025	19/03/2025	PC029334	Coles Online 0494 BEELIAR		112.10
	I	O	19/03/2025	20/03/2025	PC029356	CITY OF VINCENT LEEDERVILLE		4.50
	I	O	19/03/2025	20/03/2025	PC029363	CITY OF FREMANTLE FREMANTLE		14.00
	I	O	19/03/2025	21/03/2025	8000034345	CITY OF PERTH PERTH		2.02
	I	O	20/03/2025	20/03/2025	PC029368	FACEBK *YSD6BJL452 DUBLIN		1,250.00
	I	O	20/03/2025	21/03/2025	8000034347	POSTMARKAPP.COM POSTMARKAPP.IL		16.11
	I	O	21/03/2025	24/03/2025	PC029440	CITY OF FREMANTLE FREMANTLE		20.00
<b>Total</b>								<b>3,584.25</b>
<b>Governance Manager</b>	I	O	6/03/2025	7/03/2025	PC029089	CG Collective Freo Fremantle		40.50

## Purchase Card Transactions

Statement Date between 01-Mar-2025 and 28-Mar-2025

Description	Status	Action	Statement Date	Date	Reference	Narrative	Notes	Amount
	I	O	6/03/2025	7/03/2025	PC029095	AUSTRALIAN LIFESTYLE Fremantle		60.85
	I	O	15/03/2025	17/03/2025	PC029276	WANEWSDTI Osborne Park		32.00
						<b>Total</b>		<b>133.35</b>
Installations Coordinator	I	O	27/02/2025	3/03/2025	PC028975	eBay O*18-12753-03047 Sydney		125.76
	I	O	4/03/2025	7/03/2025	PC029094	CITY OF FREMANTLE FREMANTLE		62.00
	I	O	5/03/2025	7/03/2025	PC029097	CITY OF FREMANTLE FREMANTLE		50.00
	I	O	11/03/2025	13/03/2025	PC029252	CITY OF FREMANTLE FREMANTLE		50.00
	I	O	27/03/2025	28/03/2025	PC029495	INGRID CUMMING KKW SEVILLE GROV		1,650.00
						<b>Total</b>		<b>1,937.76</b>
IT Manager	I	O	2/03/2025	3/03/2025	PC028961	DIGITAL PACIFIC PTY LT SYDNEY		25.90
	I	O	2/03/2025	4/03/2025	PC028986	AMAZON WEB SERVICES SYDNEY		45.70
	I	O	5/03/2025	5/03/2025	PC029012	UBIBOT.COM KOWLOON		163.30
	I	O	10/03/2025	11/03/2025	PC029208	PAYPAL *NAGIOSENTER 8886244671 MN		1,606.67
	I	O	11/03/2025	12/03/2025	PC029231	DIGITAL PACIFIC PTY LT SYDNEY		301.39
	I	O	14/03/2025	17/03/2025	PC029291	OFFICEWORKS Bentleigh Ea		138.00
	I	O	17/03/2025	18/03/2025	PC029305	SP RUGGED CASES NORTHGATE		184.27
	I	O	18/03/2025	19/03/2025	PC029324	CCSI EFAX 1300661180		18.65
	I	O	20/03/2025	21/03/2025	8000034359	OFFICEWORKS Bentleigh Ea		192.40
	I	O	23/03/2025	25/03/2025	PC029452	UBER *TRIP HELP.UBER.COM Sydney		58.96
	I	O	25/03/2025	26/03/2025	PC029459	IGA FREMANTLE FREMANTLE		19.98
	I	O	26/03/2025	28/03/2025	PC029499	MSFT * E0800V56Q0 MSFT AZURE		191.17
						<b>Total</b>		<b>2,946.39</b>
Library Manager	I	O	27/02/2025	3/03/2025	PC028969	KMART Mulgrave		74.00
	I	O	28/02/2025	3/03/2025	PC028970	BUNNINGS GROUP LTD HAWTHORN EAS		55.48
	I	O	28/02/2025	3/03/2025	PC028972	KMART Mulgrave		289.25
	I	O	28/02/2025	5/03/2025	PC029008	Coles Online 0333 SOUTHLA		71.70
	I	O	1/03/2025	3/03/2025	PC028967	NEWS PTY LIMITED SURRY HILLS		88.00
	I	O	4/03/2025	6/03/2025	PC029030	WORDPRESS F6Q5ZCNB4U MELBOURNE		5.50
	I	O	21/03/2025	21/03/2025	8000034350	APEX MINEC* APEX HOSTI WWW.APEXMINEFL		76.79
	I	O	27/03/2025	27/03/2025	PC029482	APEX MINEC* APEX HOSTI WWW.APEXMINEFL		360.63
						<b>Total</b>		<b>1,021.35</b>
Manager Community Development	I	O	27/02/2025	3/03/2025	PC028973	PAYPAL *SIMINA LTD 0466865444		250.00
	I	O	4/03/2025	6/03/2025	PC029038	OFFICEWORKS Bentleigh Ea		673.60
	I	O	4/03/2025	6/03/2025	PC029039	OFFICEWORKS Bentleigh Ea		309.95

## Purchase Card Transactions

Statement Date between 01-Mar-2025 and 28-Mar-2025

Description	Status	Action	Statement Date	Date	Reference	Narrative	Notes	Amount
	I	O	5/03/2025	6/03/2025	PC029034	IGA FREMANTLE FREMANTLE		92.00
	I	O	5/03/2025	6/03/2025	PC029035	KRAFT DAZE BOORAGOON		60.00
	I	O	5/03/2025	7/03/2025	PC029092	CREATESEND/COM SYDNEY SYDNEY		11.50
	I	O	6/03/2025	7/03/2025	PC029090	IGA FREMANTLE FREMANTLE		34.92
	I	O	6/03/2025	7/03/2025	PC029099	SPOTLIGHT MELVILLE MYAREE		318.50
	I	O	6/03/2025	10/03/2025	PC029174	DJ CITY MALAGA		599.00
	I	O	10/03/2025	11/03/2025	PC029209	BIGW ONLINE BELLA VISTA		499.00
	I	O	12/03/2025	13/03/2025	PC029249	IGA FREMANTLE FREMANTLE		96.99
	I	O	12/03/2025	13/03/2025	PC029253	SP JB HI-FI ONLINE SOUTHBANK		50.00
	I	O	12/03/2025	13/03/2025	PC029256	BIGW ONLINE BELLA VISTA		499.00
	I	O	13/03/2025	14/03/2025	7300034165	IGA FREMANTLE FREMANTLE		21.08
	I	O	18/03/2025	19/03/2025	PC029330	Coles Group Limited - Hawthorn Eas		350.00
	I	O	19/03/2025	20/03/2025	PC029359	AMAZON MARKETPLACE AU SYDNEY SOUTH		25.63
	I	O	19/03/2025	20/03/2025	PC029361	AMAZON MARKETPLACE AU SYDNEY SOUTH		20.73
	I	O	19/03/2025	20/03/2025	PC029362	AMAZON MARKETPLACE AU SYDNEY SOUTH		19.88
	I	O	19/03/2025	20/03/2025	PC029364	IGA FREMANTLE FREMANTLE		99.40
	I	O	19/03/2025	20/03/2025	PC029373	KMART Mulgrave		245.00
	I	O	19/03/2025	20/03/2025	PC029374	SP CRAFTY CUBE WOODVILLE WE		128.70
	I	O	19/03/2025	21/03/2025	8000034349	AMAZON MARKETPLACE AU SYDNEY SOUTH		80.04
	I	O	19/03/2025	24/03/2025	PC029439	AMAZON MARKETPLACE AU SYDNEY SOUTH		103.26
	I	O	20/03/2025	24/03/2025	PC029413	RED DOT STORES FREMANTLE		20.00
	I	O	21/03/2025	24/03/2025	PC029435	POST FREMANTLE POST SH FREMANTLE		120.00
	I	O	26/03/2025	27/03/2025	PC029484	IGA FREMANTLE FREMANTLE		137.23
	I	O	26/03/2025	27/03/2025	PC029485	IGA FREMANTLE FREMANTLE		100.98
<b>Total</b>								<b>4,966.39</b>
Manager Customer Experience and Learning	I	O	6/03/2025	7/03/2025	PC029096	IGA FREMANTLE FREMANTLE		60.60
	I	O	6/03/2025	10/03/2025	PC029167	WANEWSDTI Osborne Park		96.01
	I	O	7/03/2025	10/03/2025	PC029165	POST FREMANTLE POST SH FREMANTLE		29.40
	I	O	7/03/2025	10/03/2025	PC029170	SHEPHERDS NEWSAGENCY FREMANTLE		55.96
	I	O	11/03/2025	12/03/2025	PC029227	VEND POS SOUTH MELBOU		75.00
	I	O	12/03/2025	14/03/2025	7300034169	OFFICEWORKS Bentleigh Ea		127.04
	I	O	13/03/2025	17/03/2025	PC029287	Luminescence Can Faire Sydney		221.96
	I	O	14/03/2025	17/03/2025	PC029285	SHEPHERDS NEWSAGENCY FREMANTLE		55.96
	I	O	18/03/2025	19/03/2025	PC029323	IGA FREMANTLE FREMANTLE		30.01
	I	O	18/03/2025	19/03/2025	PC029333	OFFICEWORKS Bentleigh Ea		224.63
	I	O	18/03/2025	20/03/2025	PC029360	POST FREMANTLE POST SH FREMANTLE		21.90
	I	O	18/03/2025	20/03/2025	PC029375	TICKETS*FREEDOM TO BELROSE		128.55



## Purchase Card Transactions

Statement Date between 01-Mar-2025 and 28-Mar-2025

Description	Status	Action	Statement Date	Date	Reference	Narrative	Notes	Amount
	I	O	19/03/2025	21/03/2025	8000034362	Coles Online 0333 SOUTHLA		100.89
	I	O	21/03/2025	24/03/2025	PC029412	IGA FREMANTLE FREMANTLE		33.28
	I	O	21/03/2025	24/03/2025	PC029426	SHEPHERDS NEWSAGENCY FREMANTLE		55.96
	I	O	22/03/2025	24/03/2025	PC029424	GILBERTS FRESH HILTO HILTON		77.60
	I	O	25/03/2025	27/03/2025	PC029477	POST FREMANTLE POST SH FREMANTLE		21.90
	I	O	27/03/2025	28/03/2025	PC029497	OFFICEWORKS Bentleigh Ea		256.85
	I	O	28/03/2025	28/03/2025	PC029501	Woolworths Online BELLA VISTA		124.50
						<b>Total</b>		<b>1,798.00</b>
Manager Field Services	I	O	28/02/2025	3/03/2025	PC028974	WORK CLOBBER O'CONNOR		182.90
	I	O	2/03/2025	4/03/2025	PC028988	THE HAPPY PET PLACE PT OCONNOR		88.82
	I	O	5/03/2025	6/03/2025	PC029040	OFFICEWORKS 0616 O'CONNOR		124.79
	I	O	5/03/2025	7/03/2025	PC029101	THE HAPPY PET PLACE PT OCONNOR		181.87
	I	O	5/03/2025	7/03/2025	PC029103	THE HAPPY PET PLACE PT OCONNOR		142.45
	I	O	5/03/2025	10/03/2025	PC029168	BUNNINGS 453000 O'CONNOR		94.82
	I	O	7/03/2025	10/03/2025	PC029177	KATHMANDU PTY LTD FREMANTLE		190.54
	I	O	13/03/2025	17/03/2025	PC029290	HILTON VET HOSPITAL HILTON		145.34
	I	O	17/03/2025	18/03/2025	PC029301	OFFICEWORKS 0604 FREMANTLE		68.00
	I	O	19/03/2025	21/03/2025	8000034361	THE HAPPY PET PLACE PT OCONNOR		109.25
	I	O	19/03/2025	21/03/2025	8000034344	THE HAPPY PET PLACE PT OCONNOR		5.70
	I	O	19/03/2025	24/03/2025	PC029428	BUNNINGS 453000 O'CONNOR		52.04
	I	O	21/03/2025	24/03/2025	PC029430	DOCUPRINT WA PTY LTD FREMANTLE		344.40
						<b>Total</b>		<b>1,730.92</b>
Manager of Arts	I	O	3/03/2025	4/03/2025	PC028985	DROPBOX*HWCNF9MG7Z6Q D02FD79		48.99
	I	O	4/03/2025	5/03/2025	PC029013	OFFICEWORKS 0604 FREMANTLE		129.00
	I	O	26/03/2025	28/03/2025	PC029494	AIRBNB * HMPTNJENC4 SURRY HILLS		2,014.00
						<b>Total</b>		<b>2,191.99</b>
Manager People and Culture	I	O	27/02/2025	3/03/2025	PC028976	POST FREMANTLE POST SH FREMANTLE		105.95
	I	O	5/03/2025	6/03/2025	PC029033	IGA FREMANTLE FREMANTLE		40.31
	I	O	5/03/2025	6/03/2025	PC029037	Work Health & Safety F NORTH LAKE		990.00
	I	O	10/03/2025	11/03/2025	PC029211	AHRI LTD MELBOURNE		420.00
	I	O	14/03/2025	17/03/2025	PC029280	ST JOHN AMBULANCE AUST BELMONT		89.00
	I	O	14/03/2025	17/03/2025	PC029282	IGA FREMANTLE FREMANTLE		71.75
	I	O	25/03/2025	26/03/2025	PC029460	CORFIELD MEDICAL PTY L GOSNELLS		100.00
						<b>Total</b>		<b>1,817.01</b>

## Purchase Card Transactions

Statement Date between 01-Mar-2025 and 28-Mar-2025

Description	Status	Action	Statement Date	Date	Reference	Narrative	Notes	Amount
Manager Strategic Communications and Stakeholder Relations	I	O	5/03/2025	5/03/2025	PC029007	CAMPAIGNMONITOR 0285187100		87.15
	I	O	6/03/2025	7/03/2025	PC029091	IGA FREMANTLE FREMANTLE		15.99
	I	O	13/03/2025	13/03/2025	PC029257	CAMPAIGNMONITOR 0285187100		226.17
	I	O	18/03/2025	19/03/2025	PC029321	FAIRFAX SUBSCRIPTIONS PYRMONT		8.65
	I	O	22/03/2025	24/03/2025	PC029423	CANVA* I04463-13506062 SURRY HILLS		81.00
	I	O	27/03/2025	28/03/2025	PC029498	ASANA.COM SYDNEY		202.29
						<b>Total</b>		<b>621.25</b>
Operations & Production Lead	I	O	6/03/2025	7/03/2025	PC029093	GILBERTS FRESH HILTON HILTON		83.98
	I	O	6/03/2025	7/03/2025	PC029102	SQ *COMMUNE WINE STORE MAMaylands		161.10
	I	O	11/03/2025	12/03/2025	PC029228	DAN MURPHYS ONLINE BELLA VISTA		55.00
	I	O	12/03/2025	13/03/2025	PC029250	Woolworths Online BELLA VISTA		59.62
	I	O	13/03/2025	14/03/2025	7300034168	LS North Street Store Cottesloe		150.00
	I	O	15/03/2025	17/03/2025	PC029284	Woolworths Online BELLA VISTA		59.80
	I	O	17/03/2025	19/03/2025	PC029322	SPOTLIGHT PTY LTD STH MELBOURN		37.99
	I	O	18/03/2025	18/03/2025	PC029302	DAN MURPHYS ONLINE BELLA VISTA		973.88
	I	O	19/03/2025	20/03/2025	PC029366	GILBERTS FRESH HILTON HILTON		74.99
	I	O	19/03/2025	20/03/2025	PC029367	GILBERTS FRESH HILTON HILTON		74.99
	I	O	19/03/2025	21/03/2025	8000034360	IKEA PTY LTD TEmp		160.00
	I	O	20/03/2025	21/03/2025	8000034352	DAN MURPHYS ONLINE BELLA VISTA		509.57
	I	O	20/03/2025	21/03/2025	8000034355	Woolworths Online BELLA VISTA		346.34
	I	O	20/03/2025	21/03/2025	8000034356	SQ *COMMUNE WINE STORE MAMaylands		276.00
	I	O	21/03/2025	24/03/2025	PC029421	Woolworths Online BELLA VISTA		91.90
	I	O	21/03/2025	24/03/2025	PC029429	LS Big Loaf Factory Ba O'Connor		509.00
	I	O	21/03/2025	24/03/2025	PC029441	DAN MURPHYS ONLINE BELLA VISTA		4.10
	I	O	23/03/2025	24/03/2025	PC029434	DAN MURPHYS ONLINE BELLA VISTA		156.00
	I	O	23/03/2025	25/03/2025	PC029453	BP WESTGATE 6220 FREMANTLE		50.00
	I	O	25/03/2025	26/03/2025	PC029461	MIELE AUSTRALIA HAWTHORN EAS		2,183.00
	I	O	27/03/2025	28/03/2025	PC029496	DAN MURPHYS ONLINE BELLA VISTA		277.80
	I	O	28/03/2025	28/03/2025	PC029500	Woolworths Online BELLA VISTA		133.15
						<b>Total</b>		<b>6,420.01</b>
Principal Solicitor & Coordinator	I	O	19/03/2025	20/03/2025	PC029371	OFFICEWORKS Bentleigh Ea		342.91
						<b>Total</b>		<b>342.91</b>
Supervisor Mechanical Services	I	O	8/03/2025	7/03/2025	6500032678	BURSON AUTO PARTS MYAREE		32.86
	I	O	8/03/2025	7/03/2025	6500032684	JOHN HUGHES PARTS WELSHPOOL		521.82
	I	O	11/03/2025	8/03/2025	6600030564	VEALE AUTO PARTS BIBRA LAKE		870.80

## Purchase Card Transactions

Statement Date between 01-Mar-2025 and 28-Mar-2025

Description	Status	Action	Statement Date	Date	Reference	Narrative	Notes	Amount
	I	O	14/03/2025	13/03/2025	7100027558	SP REGAR PARTS TERRIGAL		99.95
	I	O	14/03/2025	13/03/2025	7100027563	COVS PARTS PTY LTD BIBRA LAKE		352.00
	I	O	15/03/2025	14/03/2025	7200029494	PIRTEK FREMANTLE P OCONNOR		57.77
	I	O	19/03/2025	18/03/2025	7600054194	MIDALIA STEEL PTY LT BIBRA LAKE		311.53
	I	O	19/03/2025	18/03/2025	7600054200	FILTER DISCOUNTERS WANGARA		137.06
	I	O	20/03/2025	19/03/2025	7700024745	PIRTEK FREMANTLE P OCONNOR		57.21
	I	O	20/03/2025	21/03/2025	8000034351	COVS PARTS PTY LTD BIBRA LAKE		650.10
	I	O	22/03/2025	21/03/2025	7900031882	BURSON AUTO PARTS MYAREE		102.43
	I	O	22/03/2025	21/03/2025	7900031875	REPCO MYAREE		457.60
	I	O	26/03/2025	25/03/2025	8300055211	FILTER DISCOUNTERS WANGARA		32.12
	I	O	27/03/2025	26/03/2025	8400024437	ENGINE PROTECTION EQ BIBRA LAKE		243.32
	I	O	1/04/2025	29/03/2025	8700057260	003407467 O'CONNOR		166.16
Total								4,092.73
Supervisor Parks and Landscape	I	O	28/02/2025	3/03/2025	PC028960	BUNNINGS 453000 O'CONNOR		49.20
	I	O	28/02/2025	3/03/2025	PC028964	OFFICEWORKS 0604 FREMANTLE		97.32
	I	O	5/03/2025	7/03/2025	PC029100	BUNNINGS GROUP LTD HAWTHORN EAS		198.30
	I	O	6/03/2025	10/03/2025	PC029175	AMAZON MARKETPLACE AU SYDNEY SOUTH		546.95
	I	O	10/03/2025	11/03/2025	PC029210	SOUTHSIDE POWDER COATERS O'CONNOR		444.40
	I	O	11/03/2025	12/03/2025	PC029233	GILBERTS FRESH HILTON HILTON		104.98
	I	O	12/03/2025	13/03/2025	PC029255	Safe Right Pty Ltd Balmont		600.00
	I	O	17/03/2025	19/03/2025	PC029332	ANACONDA PTY LTD STH MELBOURN		236.00
	I	O	18/03/2025	19/03/2025	PC029329	Safe Right Pty Ltd Balmont		690.00
	I	O	18/03/2025	19/03/2025	PC029331	OCONNOR L/MWR&C/SAW O CONNOR		337.00
	I	O	19/03/2025	20/03/2025	PC029369	SP TRADEMUTT BRISBANE		878.00
	I	O	19/03/2025	20/03/2025	PC029372	DOCUPRINT WA PTY LTD FREMANTLE		306.47
	I	O	21/03/2025	24/03/2025	PC029431	SQ *ABC ENGINEERING GROUPBibra Lake		275.00
Total								4,763.62
Team Leader Visitor Information Services	I	O	27/02/2025	3/03/2025	PC028966	OFFICEWORKS Bentleigh Ea		92.84
	I	O	28/02/2025	3/03/2025	PC028962	Canva* 04441-26132850 Sydney		17.99
	I	O	4/03/2025	6/03/2025	PC029029	CREATESEND/COM SYDNEY SYDNEY		6.01
	I	O	7/03/2025	10/03/2025	PC029169	SLIMLINE WAREHOUSE BROADMEADOWS		92.39
	I	O	13/03/2025	17/03/2025	PC029288	OFFICEWORKS Bentleigh Ea		184.30
	I	O	14/03/2025	17/03/2025	PC029278	SQ *NOURISH HEALTH PHARMAFremantle		20.80
	I	O	14/03/2025	17/03/2025	PC029283	LS Lanpa Pty Ltd atf L Bibra Lake		61.75
	I	O	17/03/2025	19/03/2025	PC029326	AMAZON MARKETPLACE AU SYDNEY SOUTH		64.17
	I	O	17/03/2025	19/03/2025	PC029327	AMAZON MARKETPLACE AU SYDNEY SOUTH		54.59

## Purchase Card Transactions

Statement Date between 01-Mar-2025 and 28-Mar-2025

Description	Status	Action	Statement Date	Date	Reference	Narrative	Notes	Amount
	I	O	19/03/2025	21/03/2025	8000034353	BUNNINGS GROUP LTD HAWTHORN EAS		486.00
	I	O	24/03/2025	25/03/2025	PC029454	SHOP FOR SHOPS COLLINGWOOD		490.00
	I	O	26/03/2025	27/03/2025	PC029475	NOURISH HEALTH FREQ FREMANTLE		37.40
	I	O	26/03/2025	27/03/2025	PC029479	LS Lampa Pty Ltd atf L Bibra Lake		62.15
	I	O	26/03/2025	27/03/2025	PC029480	EC* SPLOSHAUSTRALIA LOGAN		916.08
						<b>Total</b>		<b>2,586.47</b>
Truck Driver Labourer/ Yardman	I	O	6/03/2025	7/03/2025	PC029088	OFFICEWORKS 0604 FREMANTLE		44.80
	I	O	8/03/2025	11/03/2025	PC029207	BP EX KWINANA HUB 6178 PARMELIA		11.81
	I	O	17/03/2025	18/03/2025	PC029304	DRAFFIN ST FURNITURE BAYSWATER		279.40
	I	O	20/03/2025	21/03/2025	8000034348	CHEMIST WAREHOUSE FREMANTLE		15.99
						<b>Total</b>		<b>352.00</b>
Walyalup Aboriginal Cultural Centre Coordinator	I	O	14/03/2025	17/03/2025	PC029281	GILBERTS FRESH HILTON HILTON		74.99
	I	O	16/03/2025	17/03/2025	PC029279	WOOLWORTHS/WAVERLEY ROAD COOLBELLUP		16.65
	I	O	16/03/2025	18/03/2025	PC029299	IGA WILLAGEE WILLAGEE		13.99
	I	O	18/03/2025	19/03/2025	PC029325	JACKSONS DRAWING SUPPLIES FREMANTLE		90.40
	I	O	19/03/2025	20/03/2025	PC029357	IGA FREMANTLE FREMANTLE		4.39
						<b>Total</b>		<b>200.42</b>
Waste Minimisation Officer	I	O	1/03/2025	4/03/2025	PC028987	ROSTER ELF PTY LTD MOUNT HAWTHO		20.86
	I	O	21/03/2025	24/03/2025	PC029414	WOOLWORTHS/CNR HAMPTON & STH FREMANTL		100.00
	I	O	26/03/2025	27/03/2025	PC029483	WICKEDKOMBUCHA.COM.AU PERTH		240.00
						<b>Total</b>		<b>360.86</b>
						<b>Grand Total</b>		<b>55,739.26</b>

**SCHEDULE OF ACCOUNTS SUBMITTED TO ORDINARY COUNCIL MEETING**

**MARCH 2025**

**MUNICIPAL FUND**

Cheque/EFT Payment Identifier	In Favour of	Comments-Details	Amount
EF146479 - EF147220	Various Creditors	As Per Payment Report (EFT & Cheque) For March 2025 (viewed electronically)	\$ 7,959,022.08
DD004016 - DD004035	Various Creditors		\$ 118,695.15
Chq 217833 - 217854	Various Creditors		\$ 34,810.93
	Various Creditors	Cancelled Cheques	-\$ 11,315.00
	Various Creditors	Cancelled EFTs	-\$ 30,139.72
<b>Total EFT/Cheque Payments \$</b>			<b>8,071,073.44</b>

Purchase Card Identifier	In Favour of	Comments-Details	Amount
Purchase Card Transactions 01-Mar-2025 to 28-Mar-2025	Various Creditors	As Per Payment Report (Purchase Cards) For March 2025 (viewed electronically)	\$ 55,739.26
<b>Total Purchase Card Payments \$</b>			<b>55,739.26</b>

Salary/Wages Payment Identifier	Date	Comments-Details	Amount
O 05/03/2025	3/6/2025	Wages Payment	\$ 171,037.11
I 12/03/2025	3/12/2025	Salaries Payment	\$ 987,100.61
I 12/03/2025	3/14/2025	Salaries Payment	\$ 2,123.78
O 19/03/2025	3/20/2025	Wages Payment	\$ 169,647.42
O 19/03/2025	3/21/2025	Wages Payment	\$ 485.75
I 26/03/2025	3/26/2025	Salaries Payment	\$ 975,367.59
	3/26/2025	COF Superannuation Payment	\$ 226,204.43
	3/26/2025	COF Superannuation Payment	\$ 482.00
	3/26/2025	COF Superannuation Payment	\$ 40,853.22
	3/26/2025	COF Superannuation Payment	\$ 186,307.37
<b>Total Salaries/Wages Payment \$</b>			<b>2,759,609.28</b>

International Payments Identifier	Date	Comments-Details	Amount
	3/10/2025	International	\$ 14,359.97
	3/28/2025	International	\$ 16,959.96
<b>International Payments Total \$</b>			<b>31,319.93</b>

<b>Total Payments from Municipal Fund Account \$</b>			<b>10,917,741.91</b>
--	--	--	----------------------

<b>GRAND TOTAL PAYMENTS \$</b>			<b>10,917,741.91</b>
--------------------------------	--	--	----------------------



# Monthly Financial Report

March 2025

[fremantle.wa.gov.au](http://fremantle.wa.gov.au)

**CITY OF FREMANTLE**



**MONTHLY FINANCIAL REPORT  
(Containing the Statement of Financial Activity)  
For the Period Ended 31 March 2025**

**LOCAL GOVERNMENT ACT 1995  
LOCAL GOVERNMENT (FINANCIAL MANAGEMENT) REGULATIONS 1996**

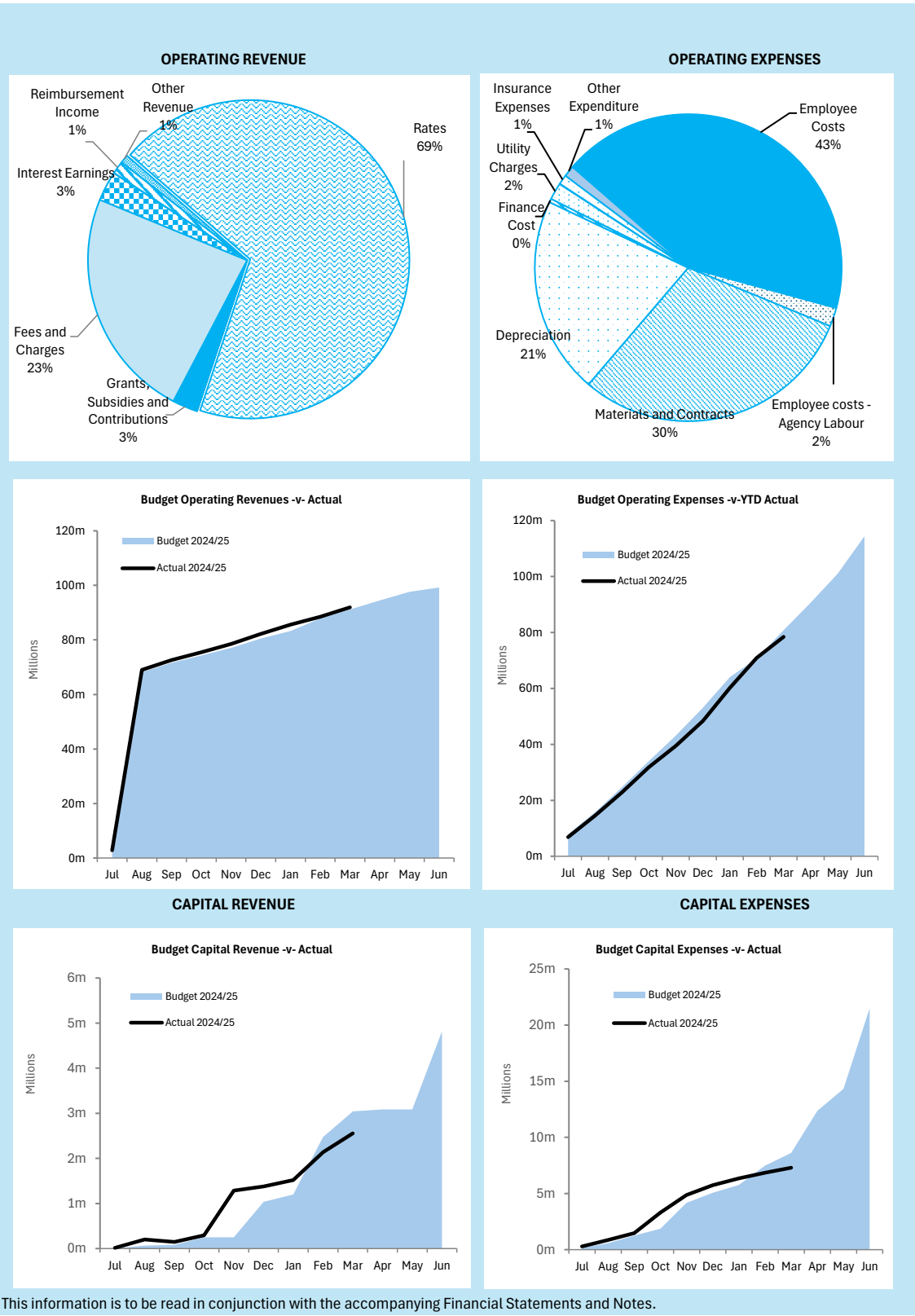
**TABLE OF CONTENTS**

Monthly Summary Graphs	1
Statement of Comprehensive Income by Nature	2
Statement of Financial Position	3
Statement of Financial Activity by Nature	4
Statement of Financial Activity by Directorate	5
Note 1      Cash and Investments	6
Note 2      Adjusted Net Current Assets	7
Note 3 (a)   Capital Acquisitions Summary	8
Note 3 (b)   Capital Acquisitions - Projects	9
Note 3 (c)   Capital Acquisitions - Work in Progress	11
Note 4      Borrowings	13
Note 5 (a)   Reserves Fund Balances and Movements Summary	14
Note 5 (b)   Reserves Fund Balances and Movements Detail	15
Note 6      Trust Fund	22
Note 7      Receivables	23
Note 8      Rate Revenue	24
Information   Accounting Policy	25

MONTHLY FINANCIAL REPORT

FOR THE PERIOD ENDED 31 MARCH 2025

MONTHLY SUMMARY GRAPHS





MONTHLY FINANCIAL REPORT  
FOR THE PERIOD ENDED 31 MARCH 2025

STATEMENT OF COMPREHENSIVE INCOME  
BY NATURE

	2024/25 Amended Budget	2024/25 YTD Amended Budget (a)	2024/25 Actual (b)	YTD	Variance Amount (b) - (a)	Variance % (b)-(a)/(a)	Var.
	\$	\$	\$		\$	%	
<b>Revenue</b>							
Rates (including Annual Levy)	63,221,561	63,186,761	63,187,106		345	0.00%	
Service Charges	8,804	8,804	16,556		7,752	88.06%	
Grants, Subsidies & Contributions	4,167,986	2,546,514	2,353,832		(192,682)	(7.57%)	
Fees and Charges	26,691,567	21,018,713	21,627,998		609,285	2.90%	
Interest Earnings	2,884,359	2,700,659	2,772,503		71,844	2.66%	
Reimbursement Income	1,452,031	1,033,986	1,195,464		161,478	15.62%	▲
Other Revenue	777,037	602,498	783,744		181,246	30.08%	▲
	99,203,345	91,097,935	91,937,203		839,268	0.92%	
<b>Expenses</b>							
Employee Costs	(47,659,338)	(34,733,663)	(33,612,727)		1,120,935	3.23%	
Employee costs - Agency Labour	(1,760,001)	(1,479,978)	(1,546,407)		(66,429)	(4.49%)	
Materials and Contracts	(37,307,221)	(24,114,216)	(23,561,448)		552,768	2.29%	
Depreciation on Non Current Assets	(22,295,343)	(16,761,600)	(16,283,611)		477,989	2.85%	
Finance Cost	(397,677)	(300,133)	(304,423)		(4,290)	(1.43%)	
Utility Charges (gas, electricity, water)	(2,183,433)	(1,489,661)	(1,388,996)		100,665	6.76%	
Insurance Expenses	(1,192,409)	(886,199)	(797,782)		88,417	9.98%	
Other Expenditure	(1,565,714)	(988,128)	(904,384)		83,744	8.48%	
	(114,361,136)	(80,753,577)	(78,399,778)		2,353,799	2.91%	
<b>Operating Surplus / (Deficit)</b>	<b>(15,157,791)</b>	<b>10,344,358</b>	<b>13,537,425</b>		<b>3,193,067</b>	<b>30.87%</b>	<b>▲</b>
Non-Operating Grants, Subsidies & Contributions	4,712,689	2,938,018	2,403,711		(534,307)	18.19%	
Profit on Asset Disposals	19,545	19,545	22,959		3,414	(17.47%)	
Loss on Asset Disposals	(30,843)	(30,843)	(30,842)		-	0.00%	
Change of Equity-LGH	-	-	(8,878)				
	4,701,391	2,926,720	2,386,949		(530,894)	(18.44%)	▼
<b>Net Result</b>	<b>(10,456,400)</b>	<b>13,271,078</b>	<b>15,924,374</b>		<b>2,662,173</b>	<b>19.99%</b>	<b>▲</b>
<b>Other Comprehensive Income</b>	-	-	-		-	-	
<b>Total Comprehensive Income</b>	<b>(10,456,400)</b>	<b>13,271,078</b>	<b>15,924,374</b>		<b>2,653,295</b>	<b>19.99%</b>	<b>▲</b>

**MONTHLY FINANCIAL REPORT**

**STATEMENT OF FINANCIAL POSITION**

**FOR THE PERIOD ENDED 31 MARCH 2025**

	<b>31 Mar 2025 (a)</b>	<b>30 Jun 2024 (b)</b>	<b>Movement (c) = (a) - (b)</b>
	<b>\$</b>	<b>\$</b>	<b>\$</b>
<b>Current Assets</b>			
Cash and Cash Equivalents	9,310,127	10,539,663	(1,229,536)
Other Financial Assets	49,609,866	32,500,033	17,109,833
Trade and Other Receivables	6,761,228	3,145,658	3,615,570
Inventories	171,443	173,258	(1,815)
Other Current Assets	1,424,050	911,480	512,570
	<b>67,276,714</b>	<b>47,270,092</b>	<b>20,006,621</b>
<b>Non-Current Assets</b>			
Other Receivables	1,197,333	1,245,525	(48,191)
Investments	2,393,377	2,393,377	-
Capital Work in Progress	8,035,794	2,609,994	5,425,800
Property, Plant and Equipment	329,218,690	334,599,246	(5,380,556)
Right of Use Assets	672,012	1,137,591	(465,579)
Investment Property	31,709,400	31,709,400	-
Infrastructure	318,665,455	327,389,980	(8,724,525)
	<b>691,892,061</b>	<b>701,085,113</b>	<b>(9,193,051)</b>
<b>Total Assets</b>	<b>759,168,775</b>	<b>748,355,205</b>	<b>10,813,571</b>
<b>Current Liabilities</b>			
Trade and Other Payables	(5,084,719)	(8,517,611)	3,432,892
Short Term Borrowings	(977,131)	(1,992,510)	1,015,379
Lease Liability	(74,481)	(577,625)	503,144
Provisions	(6,101,056)	(6,101,056)	-
	<b>(12,237,387)</b>	<b>(17,188,802)</b>	<b>4,951,415</b>
<b>Non-Current Liabilities</b>			
Long Term Borrowings	(16,541,472)	(16,541,472)	-
Lease Liability	(594,433)	(594,433)	-
Trade and Other Payables - Non - current	(3,928,586)	(4,087,974)	159,387
Provisions	(1,452,671)	(1,452,671)	-
	<b>(22,517,162)</b>	<b>(22,676,550)</b>	<b>159,387</b>
<b>Total Liabilities</b>	<b>(34,754,549)</b>	<b>(39,865,352)</b>	<b>5,110,802</b>
<b>Net Assets</b>	<b>724,414,226</b>	<b>708,489,852</b>	<b>15,924,373</b>
<b>Equity</b>			
Retained Surplus	(163,469,365)	(166,847,407)	3,378,042
Reserves - Cash/Investment Backed	(22,651,037)	(16,992,238)	(5,658,799)
Reserves - Asset Revaluation	(522,369,450)	(522,369,450)	-
Net Result (YTD Current Year)	(15,924,374)	(2,280,756)	(13,643,617)
<b>Total Equity</b>	<b>(724,414,226)</b>	<b>(708,489,852)</b>	<b>(15,924,375)</b>

MONTHLY FINANCIAL REPORT  
FOR THE PERIOD ENDED 31 MARCH 2025

STATEMENT OF FINANCIAL ACTIVITY  
BY NATURE

	2024/25 Original Budget	2024/25 Amended Budget	2024/25 YTD Amended Budget (a)	2024/25 YTD Actual (b)	Variance Amount (b) - (a)	Variance % (b)-(a)/(a)	Var.
	\$	\$	\$	\$	\$	%	
<b>Revenue from operating activities</b>							
General Rates	63,521,561	63,221,561	63,186,761	63,187,106	345	0.00%	
Service Charges (Underground Power)	8,804	8,804	8,804	16,556	7,752	88.06%	
Grants, Subsidies and Contributions	3,691,053	4,167,986	2,546,514	2,353,832	(192,682)	(7.57%)	
Fees and Charges	25,638,793	26,691,567	21,018,713	21,627,998	609,285	2.90%	
Interest Earnings	2,021,000	2,884,359	2,700,659	2,772,503	71,844	2.66%	
Profit on Sale of Assets	-	19,545	19,545	22,959	3,414	17.47%	
Reimbursement Income	1,310,904	1,452,031	1,033,986	1,195,464	161,478	15.62%	▲
Other Revenue	517,201	777,037	602,498	774,865	172,367	28.61%	▲
	96,709,316	99,222,890	91,117,480	91,951,283	833,803	0.92%	
<b>Expenditure from operating activities</b>							
Employee Costs	(49,394,227)	(47,659,338)	(34,733,663)	(33,612,727)	1,120,935	3.23%	
Employee costs - Agency Labour	(680,786)	(1,760,001)	(1,479,978)	(1,546,407)	(66,429)	(4.49%)	
Materials and Contracts	(33,314,023)	(37,307,221)	(24,114,216)	(23,561,448)	552,768	2.29%	
Depreciation on Non Current Assets	(22,295,343)	(22,295,343)	(16,761,600)	(16,283,611)	477,989	2.85%	
Finance Cost	(397,677)	(397,677)	(300,133)	(304,423)	(4,290)	(1.43%)	
Utility Charges (gas, electricity, water)	(2,183,433)	(2,183,433)	(1,489,661)	(1,388,996)	100,665	6.76%	
Loss on Sale of Assets	-	(30,843)	(30,843)	(30,842)	-	0.00%	
Insurance Expenses	(1,192,409)	(1,192,409)	(886,199)	(797,782)	88,417	9.98%	
Other Expenditure	(1,478,814)	(1,565,714)	(988,128)	(904,384)	83,744	8.48%	
	(110,936,712)	(114,391,979)	(80,784,420)	(78,430,620)	2,353,799	2.91%	
<b>Operating activities excluded from budget</b>							
(Profit)/Loss on Asset Disposals	-	11,298	11,298	7,884	(3,414)	(30.22%)	
Depreciation on Assets	22,295,343	22,295,343	16,761,600	16,283,611	(477,989)	(2.85%)	
Non Current Rates Debtors Movement	75,000	75,000	50,000	39,313	(10,687)	(21.37%)	
Fair value adjustments to financial assets at fair value through profit or loss	-	-	-	8,878	-		
<b>Amount attributable to operating activities</b>	<b>8,142,947</b>	<b>7,212,552</b>	<b>27,155,958</b>	<b>29,860,349</b>	<b>2,704,391</b>	<b>9.96%</b>	
<b>Investing Activities</b>							
<b>Capital Revenue</b>							
Capital Grants and Subsidies/							
Contributions for the development of Assets	4,967,186	4,712,689	2,938,018	2,403,711	(534,307)	(18.19%)	▼
Proceeds from Disposal of Assets	4,350,000	104,890	104,890	150,953	46,063	43.92%	
	9,317,186	4,817,579	3,042,908	2,554,664	(488,244)	(16.05%)	▼
<b>Capital Expense</b>							
Payment for Investment Properties	(2,446,910)	(471,473)	(294,623)	(212,048)	82,575	28.03%	
Payment for Property, plant and equipment	(8,115,051)	(11,221,721)	(4,316,211)	(3,650,289)	665,922	15.43%	▲
Payment for Construction of infrastructure	(8,611,689)	(9,809,449)	(4,007,285)	(3,435,251)	572,033	14.27%	▲
	(19,173,650)	(21,502,643)	(8,618,119)	(7,297,589)	1,320,530	15.32%	▲
<b>Investing activities excluded from budget</b>							
Non Current Contract Liability Movement	(4,000,000)	-	-	-	-		
<b>Amount attributable to investing activities</b>	<b>(13,856,464)</b>	<b>(16,685,064)</b>	<b>(5,575,211)</b>	<b>(4,742,925)</b>	<b>832,286</b>	<b>14.93%</b>	▲
<b>Financing Activities</b>							
Repayment of Debentures	(1,639,060)	(1,639,060)	(963,071)	(1,015,380)	(52,309)	(5.43%)	
Repayment of Operating Lease	(625,161)	(625,161)	(502,921)	(503,144)	(223)	0.04%	
	(2,264,221)	(2,264,221)	(1,465,992)	(1,518,524)	(52,532)	(3.58%)	
<b>Reserve Transfers</b>							
Transfer to Reserves (Restricted) - Capital	(4,600,000)	(5,818,830)	(5,818,830)	(5,818,830)	-	0.00%	
Transfer to Reserves (Restricted) - Operating	(93,863)	(93,863)	(93,863)	(93,863)	-	(0.00%)	
Transfer from Reserves (Restricted) - Capital	3,745,874	6,046,462	467,406	231,256	(236,150)	(50.52%)	▼
Transfer from Reserves (Restricted) - Operating	65,454	65,454	19,000	22,638	3,638	19.14%	
<b>Transfer to/from reserves</b>	<b>(882,535)</b>	<b>199,223</b>	<b>(5,426,287)</b>	<b>(5,658,799)</b>	<b>(232,512)</b>	<b>(4.28%)</b>	
<b>Amount attributable to financing activities</b>	<b>(3,146,756)</b>	<b>(2,064,998)</b>	<b>(6,892,279)</b>	<b>(7,177,323)</b>	<b>(285,044)</b>	<b>(4.14%)</b>	
<b>Surplus or Deficit at the start of the financial year</b>	<b>8,923,468</b>	<b>11,571,212</b>	<b>11,571,212</b>	<b>11,571,212</b>	<b>-</b>	<b>0.00%</b>	
Amount attributable to operating activities	8,142,947	7,212,552	27,155,958	29,860,349	2,704,391	9.96%	
Amount attributable to investing activities	(13,856,464)	(16,685,064)	(5,575,211)	(4,742,925)	832,286	14.93%	▲
Amount attributable to financing activities	(3,146,756)	(2,064,998)	(6,892,279)	(7,177,323)	(285,044)	(4.14%)	
<b>Closing Funding Surplus/(Deficit)</b>	<b>63,195</b>	<b>33,702</b>	<b>26,259,680</b>	<b>29,511,313</b>	<b>3,251,633</b>	<b>12.38%</b>	▲

KEY INFORMATION

▲ ▼ Indicates a variance between Year to Date (YTD) Budget and YTD Actual data as per the adopted materiality threshold.  
This statement is to be read in conjunction with the accompanying Financial Statements and Notes.

MONTHLY FINANCIAL REPORT  
FOR THE PERIOD ENDED 31 MARCH 2025

STATEMENT OF FINANCIAL ACTIVITY  
BY DIRECTORATE

	2024/25 Adopted Budget	2024/25 Amended Budget	2024/25 YTD Amended Budget (a)	2024/25 YTD Actual (b)	Variance Amount (b) - (a)	Variance % (b)-(a)/(a)	Var.
	\$	\$	\$	\$	\$	%	
<b>Revenue from operating activities</b>							
Office of the Chief Executive	1,030	126,514	126,384	131,348	4,964	3.93%	
City Business Directorate	80,958,077	81,063,562	77,588,993	78,026,969	437,976	0.56%	
Community Development Directorate	9,057,505	10,079,126	7,521,700	7,890,213	368,513	4.90%	
Strategic Planning and Projects Directorate	4,001,154	4,581,154	3,158,596	3,387,820	229,224	7.26%	
Infrastructure and Projects Directorate	2,691,550	3,372,534	2,721,807	2,523,812	(197,995)	(7.27%)	
	96,709,316	99,222,890	91,117,480	91,960,161	842,681	0.92%	
<b>Expenditure from operating activities</b>							
Office of the Mayor and Councillors	(784,597)	(784,597)	(498,182)	(477,400)	20,782	4.17%	
Office of the Chief Executive	(5,672,612)	(5,305,200)	(3,716,418)	(3,688,342)	28,077	0.76%	
City Business Directorate	(38,319,231)	(39,224,068)	(27,576,512)	(27,216,877)	359,635	1.30%	
Community Development Directorate	(20,818,923)	(21,453,779)	(15,549,135)	(15,239,458)	309,677	1.99%	
Strategic Planning and Projects Directorate	(8,856,993)	(9,042,640)	(5,830,234)	(5,662,267)	167,967	2.88%	
Infrastructure and Projects Directorate	(36,484,356)	(38,581,695)	(27,613,938)	(26,146,276)	1,467,662	5.31%	
	(110,936,712)	(114,391,979)	(80,784,420)	(78,430,620)	2,353,800	2.91%	
<b>Operating activities excluded from budget</b>							
Profit/(Loss) on Asset Disposals	-	11,298	11,298	7,884	(3,414)	30.22%	
Depreciation on Assets	22,295,343	22,295,343	16,761,600	16,283,611	(477,989)	2.85%	
Non Current Rates Debtors Movement	75,000	75,000	50,000	39,313	(10,687)	21.37%	
<b>Amount attributable to operating activities</b>	<b>8,142,947</b>	<b>7,212,552</b>	<b>27,155,958</b>	<b>29,860,349</b>	<b>2,704,391</b>	<b>9.96%</b>	
<b>Investing Activities</b>							
<b>Capital Revenue</b>							
Capital Grants and Subsidies/							
Contributions for the development of Assets	4,967,186	4,712,689	2,938,018	2,403,711	(534,307)	(18.19%)	▼
Proceeds from Disposal of Assets	4,350,000	104,890	104,890	150,953	46,063	43.92%	
	9,317,186	4,817,579	3,042,908	2,554,664	(488,244)	(16.05%)	▼
<b>Capital Expense</b>							
Payment for Investment Properties	(2,446,910)	(471,473)	(294,623)	(212,048)	82,575	28.03%	
Payment for Property, plant and equipment	(8,115,051)	(11,221,721)	(4,316,211)	(3,650,289)	665,922	15.43%	▲
Payment for Construction of infrastructure	(8,611,689)	(9,809,449)	(4,007,285)	(3,435,251)	572,033	14.27%	▲
	(19,173,650)	(21,502,643)	(8,618,119)	(7,297,589)	1,320,530	15.32%	▲
<b>Investing activities excluded from budget</b>							
Non Current Contract Liability Movement	(4,000,000)	-	-	-	-	-	
<b>Amount attributable to investing activities</b>	<b>(13,856,464)</b>	<b>(16,685,064)</b>	<b>(5,575,211)</b>	<b>(4,742,925)</b>	<b>832,286</b>	<b>14.93%</b>	▲
<b>Financing Activities</b>							
Repayment of Debentures	(1,639,060)	(1,639,060)	(963,071)	(1,015,380)	(52,309)	(5.43%)	
Repayment of Operating Lease	(625,161)	(625,161)	(502,921)	(503,144)	(223)	0.04%	
	(2,264,221)	(2,264,221)	(1,465,992)	(1,518,524)	(52,532)	(3.58%)	
<b>Reserve Transfers</b>							
Transfer to Reserves (Restricted) - Capital	(4,600,000)	(5,818,830)	(5,818,830)	(5,818,830)	-	0.00%	
Transfer to Reserves (Restricted) - Operating	(93,863)	(93,863)	(93,863)	(93,863)	-	(0.00%)	
Transfer from Reserves (Restricted) - Capital	3,745,874	6,046,462	467,406	231,256	(236,150)	(50.52%)	▼
Transfer from Reserves (Restricted) - Operating	65,454	65,454	19,000	22,638	3,638	19.14%	
	(882,535)	199,223	(5,426,287)	(5,658,799)	(232,512)	(4.28%)	
<b>Amount attributable to financing activities</b>	<b>(3,146,756)</b>	<b>(2,064,998)</b>	<b>(6,892,279)</b>	<b>(7,177,323)</b>	<b>(285,044)</b>	<b>(4.14%)</b>	
<b>Surplus or Deficit at the start of the financial year</b>	8,923,468	11,571,212	11,571,212	11,571,212	-	0.00%	
Amount attributable to operating activities	8,142,947	7,212,552	27,155,958	29,860,349	2,704,391	9.96%	
Amount attributable to investing activities	(13,856,464)	(16,685,064)	(5,575,211)	(4,742,925)	832,286	14.93%	▲
Amount attributable to financing activities	(3,146,756)	(2,064,998)	(6,892,279)	(7,177,323)	(285,044)	(4.14%)	
<b>Closing Funding Surplus/(Deficit)</b>	<b>63,195</b>	<b>33,702</b>	<b>26,259,680</b>	<b>29,511,313</b>	<b>3,251,633</b>	<b>12.38%</b>	▲

KEY INFORMATION

▲ ▼ Indicates a variance between Year to Date (YTD) Budget and YTD Actual data as per the adopted materiality threshold.  
Refer to Note 2 for an explanation of the reasons for the variance.  
This statement is to be read in conjunction with the accompanying Financial Statements and Notes.

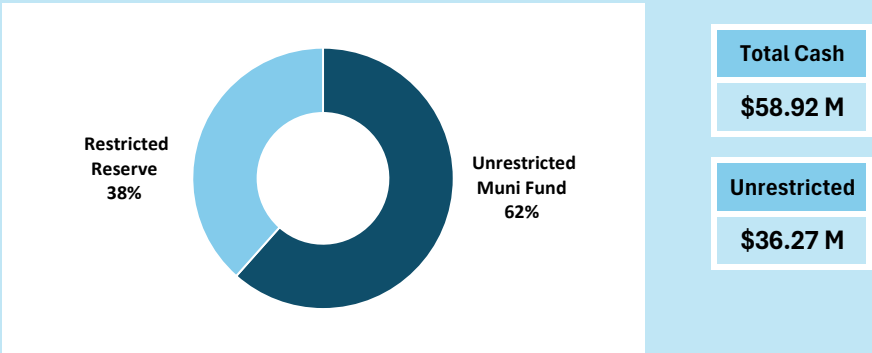
MONTHLY FINANCIAL REPORT  
FOR THE PERIOD ENDED 31 MARCH 2025

CASH AND INVESTMENTS  
NOTE 1

Cash and Investments	Unrestricted Muni Fund	Restricted Reserve	YTD Actual without Trust	Trust Fund	YTD Actual
	\$	\$	\$	\$	\$
<b>Cash on Hand</b>					
Petty Cash and Floats	37,020	-	37,020	-	37,020
	<b>37,020</b>	-	<b>37,020</b>	-	<b>37,020</b>
<b>At Call Deposits</b>					
Municipal Fund	(10,703)	-	(10,703)	-	(10,703)
Receipts in Progress	43,770	-	43,770	-	43,770
	<b>33,067</b>	-	<b>33,067</b>	-	<b>33,067</b>
<b>Investments</b>					
<u>Cash Investments (&lt;= 3 months)</u>					
Professional Funds Account	9,229,289	-	9,229,289	-	9,229,289
Trust Fund	-	-	-	773,774	773,774
MACQ Oncall Account	10,751	-	10,751	-	10,751
	<b>9,240,040</b>	-	<b>9,240,040</b>	<b>773,774</b>	<b>10,013,814</b>
<u>Term Deposits (&gt; 3 months)</u>					
Municipal Investment	26,958,829	-	26,958,829	-	26,958,829
Reserve Fund Investment	-	22,651,037	22,651,037	-	22,651,037
	<b>26,958,829</b>	<b>22,651,037</b>	<b>49,609,866</b>	-	<b>49,609,866</b>
<b>Investments Total</b>	<b>36,198,869</b>	<b>22,651,037</b>	<b>58,849,906</b>	<b>773,774</b>	<b>59,623,680</b>
<b>Total</b>	<b>36,268,956</b>	<b>22,651,037</b>	<b>58,919,993</b>	<b>773,774</b>	<b>59,693,767</b>

SIGNIFICANT ACCOUNTING POLICIES

Cash and cash equivalents include cash on hand, cash at bank, deposits available on demand with banks and other short term highly liquid investments that are readily convertible to known amounts of cash and which are subject to an insignificant risk of changes in value and bank overdrafts. Bank overdrafts are reported as short term borrowings in current liabilities in the statement of financial position.



**MONTHLY FINANCIAL REPORT  
FOR THE PERIOD ENDED 31 MARCH 2025**

**ADJUSTED NET CURRENT ASSETS  
NOTE 2**

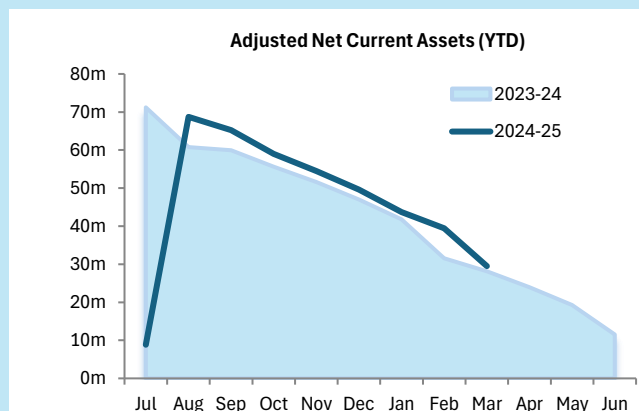
Ref Note	31 Mar 2025 (a) \$	30 Jun 2024 (b) \$	Movement (c) = (a) - (b) \$
<b>Current Assets</b>			
Cash Unrestricted	36,268,956	24,171,172	12,097,784
Cash Restricted	22,651,037	18,868,524	3,782,513
Rates Outstanding	4,016,096	1,224,429	2,791,667
Sundry debtors	2,364,670	1,673,384	691,286
GST Receivable	380,462	247,844	132,618
Accrued income	1,424,050	911,480	512,570
Inventories	171,443	173,258	(1,815)
	67,276,714	47,270,092	20,006,622
<b>Less: Current Liabilities</b>			
Trade and other payables	(5,084,721)	(8,517,611)	3,432,890
Long term borrowings	(977,131)	(1,992,510)	1,015,379
Lease liability - Current	(74,481)	(577,625)	503,144
Provisions	(6,101,056)	(6,101,056)	-
	(12,237,389)	(17,188,802)	4,951,413
<b>Unadjusted Net Current Assets</b>	<b>55,039,325</b>	<b>30,081,290</b>	<b>24,958,035</b>
<b>Adjustments and exclusions permitted by FM Reg 32</b>			
Add: Loan Repayments (Current)	603,196	1,597,780	(994,584)
Added: Current portion of loan - associated funded	373,935	394,730	(20,796)
Add: Lease Liability (Current)	74,481	577,625	(503,144)
Less: Cash - Reserves - Restricted	(22,651,037)	(16,992,238)	(5,658,799)
Less: Non Current Contract Liability	(3,928,586)	(4,087,974)	159,388
<b>Adjusted Net Current Assets</b>	<b>29,511,313</b>	<b>11,571,212</b>	<b>17,940,100</b>

**SIGNIFICANT ACCOUNTING POLICIES**

Please see Information attachment on significant accounting policies relating to Net Current Assets.

**KEY INFORMATION**

The amount of the adjusted net current assets at the end of the period represents the actual surplus (or deficit if the figure is a negative) as presented on the Rate Setting Statement.



**Last Year YTD  
Surplus(Deficit)  
\$28.15 M**

**This Year YTD  
Surplus(Deficit)  
\$29.51 M**

MONTHLY FINANCIAL REPORT  
FOR THE PERIOD ENDED 31 MARCH 2025

CAPITAL ACQUISITIONS SUMMARY  
NOTE 3(a)

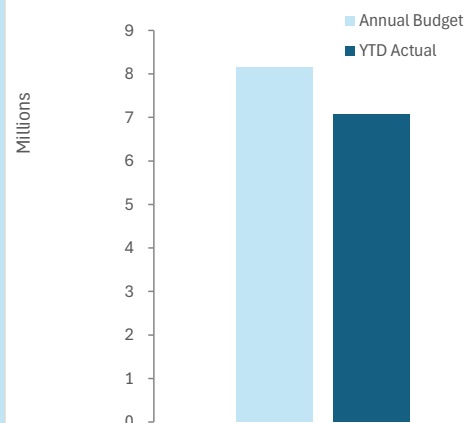
Capital Acquisitions	Amended Annual Budget	Amended YTD Budget	YTD Actual	YTD Budget Variance
	\$	\$	\$	\$
120 Investment Land	103,000	103,000	88,998	14,002
210 Buildings	7,758,440	2,908,104	2,395,274	512,830
220 Investment Buildings	368,473	191,623	123,050	68,573
310 Infrastructure - Roads	3,484,618	2,202,435	1,993,004	209,431
330 Infrastructure - Drainage	510,000	129,000	49,208	79,792
340 Infrastructure - Paths	538,000	438,900	442,850	(3,950)
380 Infrastructure - Parks	2,498,798	942,957	740,754	202,203
390 Infrastructure - Other	2,778,033	293,993	209,435	84,558
440 Furniture and Fittings	142,006	107,368	47,587	59,781
450 Plant and Equipment	3,321,275	1,300,739	1,207,428	93,311
<b>Capital Expenditure Totals</b>	<b>21,502,643</b>	<b>8,618,119</b>	<b>7,297,589</b>	<b>1,320,530</b>
<b>Capital Acquisitions Funded By:</b>				
Capital grants and contributions	4,712,689	2,938,018	2,403,711	(534,307)
Contribution - operations	10,743,492	5,212,695	4,662,622	(550,073)
	15,456,181	8,150,713	7,066,333	1,084,380
Cash Backed Reserves				
Hilton Park Sports Reserve	251,249	150,000	-	(150,000)
Investment Fund Reserve	265,614	101,536	111,637	10,101
Parking Dividend Equalisation Reserve	1,886,000	106,000	112,059	6,059
Sustainability Investment Reserve	29,870	29,870	7,560	(22,310)
Public Open Spaces Reserves	10,000	-	-	-
Fleet Reserve	73,610	-	-	-
Leisure Centre Upgrade Reserve	50,000	50,000	-	(50,000)
Fremantle Oval Reserve	350,000	30,000	-	(30,000)
South Beach Reserve	3,130,119	-	-	-
	6,046,462	467,406	231,256	236,150
<b>Capital Funding Total</b>	<b>21,502,643</b>	<b>8,618,119</b>	<b>7,297,589</b>	<b>(1,320,530)</b>

SIGNIFICANT ACCOUNTING POLICIES

All assets are initially recognised at cost. Cost is determined as the fair value of the assets given as consideration plus costs incidental to the acquisition. For assets acquired at no cost or for nominal consideration, cost is determined as fair value at the date of acquisition. The cost of non-current assets constructed by the local government includes the cost of all materials used in the construction, direct labour on the project and an appropriate proportion of variable and fixed overhead. Certain asset classes may be revalued on a regular basis such that the carrying values are not materially different from fair value. Assets carried at fair value are to be revalued with sufficient regularity to ensure the carrying amount does not differ materially from that determined using fair value at reporting date.

KEY INFORMATION

Capital Acquisitions Funded By Capital grants & Contributions And Contributions-Operations :



Acquisitions	Annual Budget	YTD Actual	% Spent
	\$21.5 M	\$7.3 M	34%
Capital Grant	Annual Budget	YTD Actual	% Recognised
	\$4.71 M	\$2.4 M	51%



MONTHLY FINANCIAL REPORT  
FOR THE PERIOD ENDED 31 MARCH 2025

CAPITAL ACQUISITIONS - PROJECTS  
NOTE 3(b)

Capital Expenditure - Level of Completion Indicators

0%

40%

60%

80%

100%

Over 100%

% of  
Completion

	Activity Number	Amended Annual Budget	Amended YTD Budget	YTD Actual	YTD Variance Under/(Over)	Over Budget
		\$	\$	\$	\$	\$
City Business Directorate						
IT Operations Team						
0%	Network infrastructure	300007	12,368	-	12,368	-
0%	Walyalup Civic Centre Network Infrastructure	300073	34,638	-	-	-
Economy and Commercial						
55%	Commercial Tenancies - Walyalup Civic Centre	300112	117,536	64,536	38	-
116%	Purchase - Wayfinding system	300383	173,318	200,739	(27,421)	(27,421)
Commercial Parking						
6%	Program - Ticket machines	300259	1,886,000	112,059	173,941	-
Commercial Property Team						
8%	Tenancy Fitout	300353	150,000	12,757	870	-
Creative Arts and Community Directorate						
Public Art Team						
3%	City Centre - Walyalup Koort KBN Public Artwork	300162	1,064,642	36,993	13	-
0%	City Centre - Walyalup Koort Public Realm Upgrades design	300406	50,000	-	-	-
Art and Culture Team						
0%	Program - Access and inclusion	300285	30,000	-	-	-
Infrastructure Directorate						
Building Maintenance						
30%	Renewal Program - Furniture and Equipment	300420	50,000	15,150	34,850	-
17%	Renewal Program - Buildings	300421	329,250	38,000	(18,537)	-
Building Projects						
96%	Design and construct - Fremantle Golf Course	300157	14,117	13,619	498	-
86%	Commercial Tenancies - 38-40 Henry St Facade upgrades	300167	103,000	88,998	14,002	-
30%	Walyalup Civic Centre & Library	300206	33,991	10,159	23,832	-
0%	Hilton Park - Demolition of Ken Allen Clubhouse	300216	55,539	-	-	-
18%	Commercial Tenancies - Fit-out Level 1,2&3	300299	210,000	57,500	38,125	-
0%	Hilton Park - Brad Hardie Changerooms upgrade	300341	70,000	25,000	-	-
52%	Fremantle Arts Centre - Arts Centre Creative Hub	300355	102,650	60,000	53,843	-
11%	Install - Local History - Partition	300357	45,000	15,000	4,950	-
76%	Fremantle Arts Centre - Jewellery studio ventilation	300364	22,000	22,000	16,810	-
97%	Fremantle Arts Centre - Office Climate Control	300365	22,500	22,500	21,900	-
14%	Moore's Building - Electrical	300368	46,323	46,323	6,325	-
15%	Commercial Tenancies - Old Firestation Electrical and Fire	300373	130,000	25,800	19,223	-
96%	Depot Amenities Upgrade	300388	348,013	338,050	332,453	-
65%	Town Hall - Balcony	300389	635,000	420,000	413,373	-
3%	City Centre - Market & Collie Street Public Toilets Design	300403	160,000	5,000	4,000	-
0%	Fremantle Oval Redevelopment	300426	350,000	30,000	-	-
0%	Depot Redevelopment	300427	75,000	-	-	-
Traffic and Transport Team						
0%	Road safety - Low-cost urban road safety upgrades	300398	302,500	19,000	19,000	-
0%	Road Safety - Parry & Queen Victoria Street Intersection	300404	25,000	21,000	21,000	-
0%	Road Safety - Stevens and Nannine St	300405	320,000	-	-	-
53%	Duoro Road Traffic Calming and Design Program - Design Work	300407	15,000	15,000	8,000	-
Construction and Maintenance Teams						
89%	P-12148 Design and construct - Walyalup Koort Lighting	300345	26,875	26,875	23,907	-
82%	Renewal Program - Footpaths	300362	538,000	438,900	442,850	-
100%	Resurface - R2R - Sellenger Avenue	300378	3,077	3,077	(3,950)	-
0%	South Beach - additional parking provision	300397	250,000	-	-	-
101%	Renewal Program - Traffic Calming Devices	300412	43,798	43,798	44,380	-
0%	Program - Street Lighting	300413	300,000	50,000	(582)	(582)
102%	MRRG Program - High street	300414	835,560	835,560	50,000	-
97%	MRRG Program - South St	300415	307,520	300,000	850,289	-
62%	MRRG Program - Other works	300416	747,163	480,000	297,876	-
77%	R2R and Black Spot Program - Various	300417	420,000	320,000	2,124	-
0%	Renewal Program - Bus Stops	300418	50,000	25,000	463,608	-
14%	Renewal Program - Drainage	300419	350,000	100,000	16,392	-
0%	Resurface - Stevens Reserve Car Park	300428	40,000	40,000	(1,708)	-
0%	Hilton Precinct 40km/h Speed Zone Trail - Signage	300429	40,000	40,000	-	-
1%	Black Spot - Stevens & Amherst St Roundabout Construction	300430	385,000	85,000	40,934	-
				4,066		



MONTHLY FINANCIAL REPORT  
FOR THE PERIOD ENDED 31 MARCH 2025

CAPITAL ACQUISITIONS - PROJECTS  
NOTE 3(b)

Capital Expenditure - Level of Completion Indicators

0%

40%

60%

80%

100%

Over 100%

% of  
Completion

Activity  
Number

Amended  
Annual Budget

Amended  
YTD Budget

YTD  
Actual

YTD Variance  
Under/(Over)

Over  
Budget

<b>Parks and Landscapes Team</b>								
105%	<div></div>	Design and construct - South Beach - Bore	300335	110,953	110,953	117,041	(6,088)	(6,088)
100%	<div></div>	Install - Fremantle Oval - Bore	300376	124,200	124,200	124,200	-	-
100%	<div></div>	Beach St Shelter	300390	56,099	56,099	56,079	20	-
5%	<div></div>	Bathers Beach - Safe Swimming Area	300395	337,117	20,000	15,315	4,685	-
8%	<div></div>	Renewal Program - Irrigation	300410	908,139	127,140	69,410	57,729	-
<b>Mechanical Services Team</b>								
66%	<div></div>	Renewal Program - Plant & Equipment (including vehicles)	300361	1,250,536	830,000	819,563	10,437	-
657%	<div></div>	Program - Fleet Replacement - EV Premium	300367	11,421	11,421	75,068	(63,647)	(63,647)
<b>Facilities and Environmental Management</b>								
25%	<div></div>	Program - Solar panels	300152	29,870	29,870	7,560	22,310	-
2%	<div></div>	Fremantle Park - Tennis Court	300387	160,422	2,637	3,979	(1,342)	-
0%	<div></div>	Town Hall - Design for essential works	300393	212,000	-	-	-	-
72%	<div></div>	Walyalup Civic Cente -Data/Server room aircon upgrade	300400	45,000	45,000	32,438	12,562	-
0%	<div></div>	Walyalup Civic Centre - Drainage works design	300401	160,000	29,000	-	29,000	-
0%	<div></div>	Commercial Tenancies - WCC - Levels 1,2&3 Tenancy constructi	300402	790,000	25,000	-	25,000	-
7%	<div></div>	Fremantle Leisure Centre - Pool structural & mechical plant	300422	90,000	28,400	6,000	22,400	-
12%	<div></div>	CBD Toilet provision Beach Street	300423	460,000	50,000	53,489	(3,489)	-
<b>Place and Projects Team</b>								
66%	<div></div>	Renewal Program-Parks-Infrastructure	300147	248,455	208,702	164,875	43,827	-
0%	<div></div>	Design and construct - Booyeembara Park Masterplan	300197	10,000	-	-	-	-
41%	<div></div>	Design and construct -South Beach -Changerooms	300218	3,390,992	1,700,000	1,373,933	326,067	-
48%	<div></div>	Deliver - N Fremantle landscaping	300280	16,394	16,394	7,856	8,538	-
0%	<div></div>	Design and construct - Nannine Commons	300308	27,605	-	-	-	-
52%	<div></div>	Install - Parks - Signage	300311	32,051	32,051	16,800	15,251	-
12%	<div></div>	P-12129 Program- Prawn Bay- Ecological Restoration- Phase 1	300313	4,150	4,150	480	3,670	-
9%	<div></div>	Design and construct - Hilton Park Precinct	300344	251,249	50,000	23,260	26,740	-
73%	<div></div>	Samson Park -Comm engagement,concept design,staging/costing	300391	50,000	37,500	36,682	818	-
1%	<div></div>	Samson Park -Construct Sellenger Ave parking, improved path	300392	250,000	82,500	2,848	79,652	-
100%	<div></div>	South Beach - BBQ renewal	300396	45,348	40,649	45,348	(4,699)	-
3%	<div></div>	Hilton Park - Ken Allen Lighting	300399	391,202	15,000	11,875	3,125	-
100%	<div></div>	Griffiths Park - Shade Sail	300408	43,990	43,990	43,990	-	-
0%	<div></div>	Renewal Program - Playgrounds	300411	310,000	-	-	-	-
<b>Natural Areas and Urban Forest Team</b>								
4%	<div></div>	Design and construct-Port Beach coastal adaptation	300110	158,201	7,000	6,084	916	-
95%	<div></div>	Design and construct - John St Riverwall Replacement	300310	146,871	140,000	139,180	820	-
23%	<div></div>	Booyembara Park - fencing around natural areas	300409	60,000	15,000	13,640	1,360	-
				21,502,643	8,618,119	7,297,589	1,320,530	(112,467)

	VARIANCE OVER 24/25 BUDGET	COMMENT (Tolerance level is 10% and \$10,000)
Purchase - Wayfinding system	(27,421)	Funding for which is split across the project grant funding and our operational budget for 2024/25, will reconcile this and as such it is not an overspend.
MRRG Program - High street	(14,729)	Variance due to reinstall line marking on high street due to bridge works.
Program - Fleet Replacement - EV Premium	(63,647)	Variance due to Charging station and EV purchase and this cost subsidised/supported by unbudgeted ARENA Grant received.

**MONTHLY FINANCIAL REPORT  
FOR THE PERIOD ENDED 31 MARCH 2025**

Works in Progress 2023/24 (LTD) & 2024/25

**CAPITAL ACQUISITIONS - WORK IN PROGRESS**

**NOTE 3(c)**

Account No.	Project	Financial Year		Total
		2023/24 (LTD)	2024/25 (YTD)	
Buildings				
300112	P-11829 Design and construct-Kings Square Commercial tenancy	-	64,498	64,498
300121	P-11843 Design and construct- Markets Building Services	98,183	-	98,183
300152	P-11873 Program - Solar panels	1,640	7,560	9,200
300206	P-10297 Construct-Walyalup Civic Centre & Library (KS)- Extr	200,177	10,159	210,335
300218	P-11992 Design & construct-South Beach-Changerooms	715,070	1,373,933	2,089,003
300299	P-12090 Fitout - WCC tenancy - Level 1,2&3 AC infrastructure	-	38,125	38,125
300307	P-12081 Design and construct - Leighton Beach - Toilets	850	-	850
300320	P-12112 Design and construct - Stevens Res - Facility	34,090	-	34,090
300342	P-12084 Design and construct - Dick Lawrence - Lighting	121,837	(121,837)	-
300344	P-11989 - Design and construct - Hilton Park Precinct	148,751	23,260	172,011
300347	P-12150 Design and construct - FAC Café	50,425	(50,425)	-
300353	P-12159 Tenancy Fitout	17,243	11,887	29,130
300388	P-12203 Depot - Amenities	1,950	332,453	334,403
300389	P-12208 Town Hall - Balcony	33,250	413,373	446,623
300403	P-12221 Buildings - Market /Collie St - Toilets	-	4,000	4,000
300421	P-12240 Program - Building renewals	-	56,537	56,537
300422	P-12239 Buildings -FLC Pool structural works & plant upgrade	-	6,000	6,000
300423	P-12242 Buildings - Beach St - Toilets	-	53,489	53,489
Investment Buildings				
300355	P-12184 Design and construct - Arts Centre Creative Hub	-	53,843	53,843
300357	P-12179 Install - Local History - Partition	-	4,950	4,950
300364	P-12183 Install - Arts Centre - Jewellery studio ventilation	-	16,810	16,810
300365	P-12182 Install - Arts Centre - Office climate control	-	21,900	21,900
300368	P-12176 Install - Moores Building - Electrical	3,677	6,325	10,001
300373	P-12171 Install - Old Fire Station - Electrical and fire sys	-	19,223	19,223
Investment Land				
300167	P-11944 Design and construct – 38-40 Henry Street – Façade’	-	88,998	88,998
Furniture and Fittings				
300400	P-12224 Buildings - WCC - Data room AC	-	32,438	32,438
300420	P-12241 Program - Furniture and Equipment	-	15,150	15,150
Plant and Equipment				
300259	P-12041 Program - Ticket machines	-	112,059	112,059
300361	P-12189 Program - Fleet replacement	-	819,563	819,563
300367	P-12177 Program - Fleet Replacement - EV Premium	-	75,068	75,068
300383	P-12201 Purchase - Wayfinding system	-	200,739	200,739
Infrastructure - Drainage				
300360	P-12188 Program - Drainage catchment	205,627	-	205,627
300419	P-12231 Program - Drainage works	-	49,208	49,208
Infrastructure - Paths				
300119	P-11842 Design and construct-Westgate Mall courtyard	179,610	-	179,610
300225	P-12000 Program - Doepel St - Trees	24,703	-	24,703
300362	P-12190 Program - Paths	194,854	(194,692)	162
Infrastructure - Roads				
300378	P-12193 Resurface - R2R - Sellenger Avenue	-	3,077	3,077
300381	P-12198 Resurface - R2R - Bellevue Terrace	80,946	-	80,946
300407	P-12230 Road safety - Duoro Road (design)	-	8,000	8,000
300414	P-12236 MRRG - High street	-	850,289	850,289

**MONTHLY FINANCIAL REPORT  
FOR THE PERIOD ENDED 31 MARCH 2025**

Works in Progress 2023/24 (LTD) & 2024/25

**CAPITAL ACQUISITIONS - WORK IN PROGRESS**

**NOTE 3(c)**

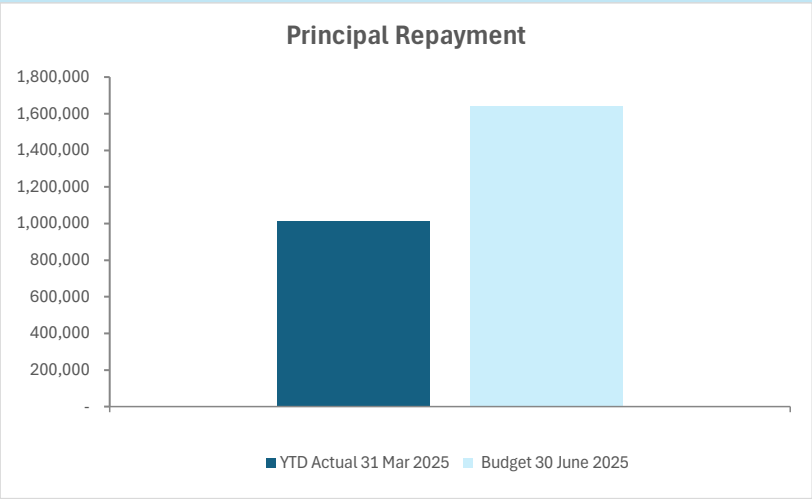
Account No.	Project	Financial Year		Total
		2023/24 (LTD)	2024/25 (YTD)	
300415	P-12235 MRRG - South St	-	297,876	297,876
300416	P-12234 Program - Main Roads Regional Group 2024-25	-	16,445	16,445
300417	P-12233 Program - Roads to Recovery 2024-25	-	321,708	321,708
300430	Program - Black Spot - Stevens & Amherst St Roundabout Const	-	4,066	4,066
<b>Infrastructure - Parks</b>				
300147	P-10077 Program-Parks-Infrastructure	-	164,875	164,875
300157	P-11882 Design and construct Fremantle Golf Course Clubhouse	15,883	13,619	29,502
300280	P-12070 - Deliver - N Fremantle landscaping	-	7,856	7,856
300311	P-12136 Install - Parks - Signage	-	16,800	16,800
300313	P-12129 Program- Prawn Bay- Ecological Restoration- Phase 1	29,060	480	29,540
300345	P-12148 Design and construct - Walyalup Koort Lighting	320,805	(320,805)	-
300376	P-12191 Install - Fremantle Oval - Bore	16,206	124,200	140,406
300387	P-12200 Fremantle Park - Tennis Court	56,869	3,979	60,848
300390	P-12210 - Beach St Shelter	-	56,079	56,079
300391	P-12212 Place - Samson Park - Design	-	36,682	36,682
300392	P-12211 Place - Samson Park - Parking / path	-	2,848	2,848
300396	P-12215 Place - South Beach - BBQ renewal	19,351	(19,351)	-
300409	P-12228 Place - Booyembara Park - Fencing	-	13,640	13,640
300410	P-12227 Program - Irrigation	-	69,410	69,410
<b>Infrastructure - Other</b>				
300110	P-11823 Design and construct-Port Beach coastal adaptation	-	6,084	6,084
300162	P-11878 - Design and construct -Walyalup Koort – Public Artw	-	36,980	36,980
300310	P-12138 Design and construct - John St Riverwall Replacment	38,937	139,180	178,117
300395	P-12216 Bathers Beach - beach enclosure	-	15,315	15,315
300399	P-12225 Lighthing - Ken Allen	-	11,875	11,875
<b>Total Annual Work in Progress</b>		<b>2,609,994</b>	<b>5,425,800</b>	<b>8,035,794</b>

MONTHLY FINANCIAL REPORT  
FOR THE PERIOD ENDED 31 MARCH 2025

BORROWINGS  
NOTE 4

Particulars	Interest Rate	Expiry date of Loan	Principal 1 July 2024	Principal Repayment		Principal Balance		Interest and Guarantee Fee Repayments	
				YTD Actual	Budget	YTD Actual	Budget	YTD Actual	YTD Budget
				31 Mar 2025	30 June 2025	31 Mar 2025	30 June 2025	YTD Actual	YTD Budget
	%		\$	\$	\$	\$	\$	\$	\$
<b>Recreation and culture</b>									
298 Leighton Beach Kiosk & Changerooms	3.44	1/07/2025	205,804	122,424	163,935	83,381	41,869	3,830	3,189
301 Leighton Beach Kiosk	3.15	1/07/2026	92,303	30,047	40,220	62,257	52,083	2,081	1,862
303 Fremantle Boys School	2.86	28/06/2027	231,314	50,618	74,918	180,696	156,396	5,269	5,145
308 Arthur Head - Wall stabilisation	1.62	1/04/2031	358,390	24,276	48,750	334,114	309,640	7,399	5,436
<b>Transport</b>									
284 Road Asset Program	4.01	1/07/2023	-	-	-	-	-	-	-
289 Road Asset Program	3.99	1/07/2024	53,203	53,203	53,203	-	-	-	-
290 Footpath Asset Program	3.99	1/07/2024	10,731	10,731	10,731	-	-	-	-
291 Drainage Asset Program	3.99	1/07/2024	9,069	9,069	9,069	-	-	-	-
295 Road Asset Program	3.44	1/07/2025	130,256	77,483	103,757	52,773	26,499	2,424	2,019
296 Footpath Asset Program	3.44	1/07/2025	37,344	22,214	29,747	15,130	7,597	695	579
297 Drainage Asset Program	3.44	1/07/2025	43,419	25,828	34,586	17,591	8,833	808	673
300 Road Asset Program	3.15	1/07/2026	214,276	69,751	93,369	144,524	120,907	4,831	4,323
294B Acquisition 73 Hampton Road	4.03	1/07/2024	10,146	10,146	10,146	-	-	-	-
305 Heavy Vehicles	2.86	28/06/2027	165,224	45,361	53,513	119,863	111,711	4,444	3,675
<b>Economic services</b>									
307 Civic & Library Building	1.96	28/06/2040	16,598,570	444,140	892,633	16,154,430	15,705,937	328,387	318,265
<b>Community Amenities</b>									
SMRC	WACC	-	373,935	20,088	20,483	353,847	353,452	12,567	12,743
<b>Total</b>			<b>18,533,983</b>	<b>1,015,380</b>	<b>1,639,060</b>	<b>17,518,603</b>	<b>16,894,924</b>	<b>372,735</b>	<b>357,910</b>

The above YTD Actual interest is a result of accrual accounting, which requires that accounting transactions be recognized and recorded when they occur, regardless of whether payment has been made at that time has been recognised in accrued method.



Principal Repayments	
\$1,015,380	
Interest Earned	Finance Cost
\$2,772,503	\$304,423
Reserves Bal	Loans Due
\$22.65 M	\$17.52 M

MONTHLY FINANCIAL REPORT  
FOR THE PERIOD ENDED 31 MARCH 2025

RESERVE FUND BALANCES AND MOVEMENTS SUMMARY  
NOTE 5(a)

Reserve Fund	Opening Balance	Transfer To Muni Fund		Transfers From Muni Fund		Closing Balance
	1 Jul 2024	For Operating	For Capital	From Operating	From Capital	31 Mar 2025
	\$	\$	\$	\$	\$	\$
Cantonment Hill Master Plan Reserve	117,868	-	-	-	-	117,868
Public Open Space - Swan Hardware	26,899	-	-	-	-	26,899
Public Open Space - Christian Brothers	131,830	-	-	-	-	131,830
Public Open Space - Lot 502 Lefroy	61,600	-	-	-	-	61,600
Public Open Space - Knutsford Blinco	401,075	-	-	-	-	401,075
Community Care Programs Reserve (Previously HACC)	6,386	-	-	-	-	6,386
Fleet Reserve	73,610	-	-	-	-	73,610
Fremantle Markets Conservation Reserve	70,132	-	-	-	-	70,132
Fremantle Oval Reserve	500,000	-	-	-	315,000	815,000
Hilton Park Sports Reserve	2,291,249	-	-	-	1,250,000	3,541,249
Investment Fund Reserve	3,536,577	-	(111,637)	-	1,500,000	4,924,940
Leighton Precinct Maintenance Reserve	241,754	(22,638)	-	85,059	-	304,175
Leisure Centre Upgrade Reserve	533,599	-	-	-	-	533,599
Parking Dividend Equalisation Reserve	5,527,218	-	(112,059)	-	811,830	6,226,989
Parks Recreation and Facilities Reserve	97,771	-	-	-	-	97,771
Sustainability Investment Reserve	207,870	-	(7,560)	-	-	200,310
South Beach Reserve	3,130,119	-	-	-	-	3,130,119
White Gum Valley Precinct Community Bore Reserve	36,683	-	-	8,804	-	45,487
Projects Unexpended Municipal Reserve	-	-	-	-	1,942,000	1,942,000
Total	16,992,238	(22,638)	(231,256)	93,863	5,818,830	22,651,037

**RESERVE FUND BALANCES AND MOVEMENTS DETAIL**

NOTE 5(b)

**MONTHLY FINANCIAL REPORT  
FOR THE PERIOD ENDED 31 MARCH 2025**

Cash Backed Reserves	Adopted Budget 24/25 \$	Amended Budget 24/25 \$	YTD Actual \$
<b>Cantonment Hill Master Plan Reserve</b>			
<b>Reserve Purpose:</b>			
<i>To fund capital works at Cantonment Hill in accordance with the Cantonment Hill Master Plan.</i>			
<b>Source of Income:</b>			
<i>Transfer from the Investment Reserve as approved by Council. Transfer from Municipal Fund amounts determined by Council through the annual budget and budget review.</i>			
Opening Balance	117,868	117,868	117,868
Transfer to Reserves (Operating)	-	-	-
Transfer to Reserves (Capital)	-	-	-
Transfer from Reserves (Operating)	-	-	-
Transfer from Reserves (Capital)	-	-	-
Closing Balance	117,868	117,868	117,868
<b>Public Open Spaces Reserves</b>			
<b>Reserve Purpose:</b>			
<i>To hold any monies received as contribution for cash in lieu of public open space.</i>			
<b>Source of Income:</b>			
<i>Transferred from Trust Fund (no longer required to be held in Trust)</i>			
Opening Balance - Swan Hardware	26,899	26,899	26,899
Opening Balance - Christian Brothers	131,830	131,830	131,830
Opening Balance - Lot 502 Lefroy	61,600	61,600	61,600
Opening Balance - Knutsford Blinco	401,075	401,075	401,075
Transfer from Reserves (Capital)	(10,000)	(10,000)	-
300197 - P-10412 Design and construct - Booyembara Park Masterplan	(10,000)	(10,000)	-
Closing Balance	611,404	611,404	621,404
<b>Community Care Programs Reserve (Previous HACC Asset Replacement Reserve)</b>			
<b>Reserve Purpose:</b>			
<i>To fund Community Care Programs.</i>			
<b>Source of Income:</b>			
<i>Transfer from final balance held in old HACC Asset Replacement Reserve at end of 17/18 financial year.</i>			
Opening Balance	6,386	6,386	6,386
Transfer to Reserves (Operating)	-	-	-
Transfer to Reserves (Capital)	-	-	-
Transfer from Reserves (Operating)	-	-	-
Transfer from Reserves (Capital)	-	-	-
Closing Balance	6,386	6,386	6,386
<b>Fleet Reserve</b>			
<b>Reserve Purpose:</b>			
<i>To replace City's vehicles fleet when required.</i>			
<b>Source of Income:</b>			
<i>Transfer from Retained Surplus Brought Forward from 2020-21 financial year</i>			
Opening Balance	500,000	73,610	73,610
Transfer to Reserves (Operating)	-	-	-
Transfer to Reserves (Capital)	-	-	-
Transfer from Reserves (Operating)	-	-	-
Transfer from Reserves (Capital)	(130,000)	(73,610)	-
300361 - P-12189 Program - Fleet replacement	(130,000)	(73,610)	-
Closing Balance	370,000	-	73,610

**RESERVE FUND BALANCES AND MOVEMENTS DETAIL**

**NOTE 5(b)**

**MONTHLY FINANCIAL REPORT  
FOR THE PERIOD ENDED 31 MARCH 2025**

Cash Backed Reserves	Adopted Budget 24/25 \$	Amended Budget 24/25 \$	YTD Actual \$
<b>Fremantle Markets Conservation Reserve</b>			
<b>Reserve Purpose:</b>			
To fund conservation works to the Fremantle Markets.			
<b>Source of Income:</b>			
Contribution by lessee on signing of new lease in June 2008. Increase of rent derived from the premises for the first ten years of the lease commencing in June 2008 as a minimum to assist in obtaining external funding for implementing the Conservation Plan.			
Opening Balance	70,132	70,132	70,132
Transfer to Reserves (Operating)	-	-	-
Transfer to Reserves (Capital)	-	-	-
Transfer from Reserves (Operating)	-	-	-
Transfer from Reserves (Capital)	-	-	-
Closing Balance	70,132	70,132	70,132
<b>Fremantle Oval Reserve</b>			
<b>Reserve Purpose:</b>			
To fund capital and business planning costs associated with the redevelopment of the Fremantle Oval precinct.			
<b>Source of Income:</b>			
Transfer from Former Stan Reilly Property Site Redevelopment Reserve as approved by Council. Transfer from Municipal Fund amounts determined by Council through the annual budget, budget review and budget amendments.			
Opening Balance	30,350	500,000	500,000
Transfer to Reserves (Operating)	-	-	-
Transfer to Reserves (Capital)	-	315,000	315,000
Transfer from retained surplus 2023/2024	-	315,000	315,000
Transfer from Reserves (Operating)	-	-	-
Transfer from Reserves (Capital)	-	(350,000)	-
300426 Buildings - Fremantle Oval Redevelopment	-	(350,000)	-
Closing Balance	30,350	465,000	815,000
<b>Hilton Park Sports Reserve</b>			
<b>Reserve Purpose:</b>			
To fund sporting, infrastructure and facility improvements in and around Hilton Park Sports Reserve.			
<b>Source of Income:</b>			
Transfer from Municipal Fund amount determined by Council through the annual budget and budget review.			
Opening Balance	2,000,000	2,291,249	2,291,249
Transfer to Reserves (Operating)	-	-	-
Transfer to Reserves (Capital)	250,000	1,250,000	1,250,000
300344 - Design and Construct Improvements Hilton Park	250,000	250,000	250,000
Transfer from retained surplus 2023/2024	-	1,000,000	1,000,000
Transfer from Reserves (Operating)	-	-	-
Transfer from Reserves (Capital)	(291,889)	(251,249)	-
300344 - P-11843 P-11989 - Design and construct - Hilton Reserve	(291,889)	(251,249)	-
Closing Balance	1,958,111	3,290,000	3,541,249

**RESERVE FUND BALANCES AND MOVEMENTS DETAIL**

**NOTE 5(b)**

**MONTHLY FINANCIAL REPORT  
FOR THE PERIOD ENDED 31 MARCH 2025**

Cash Backed Reserves	Adopted Budget 24/25 \$	Amended Budget 24/25 \$	YTD Actual \$
<b>Investment Fund Reserve</b>			
<b><u>Reserve Purpose:</u></b>			
<i>To realise and make investments in income producing assets. A specified list of investment properties forms part of the investments. Funds will not be withdrawn from the reserve to subsidise operating or recurrent expenditure, nor shall funds be withdrawn for the purpose of providing community facilities that do not provide a commercial rate of return, unless specifically decided otherwise by the Council.</i>			
<b><u>Source of Income:</u></b>			
<i>Net proceeds of sale of nominated freehold properties, unless otherwise resolved by Council. Net proceeds from sale of miscellaneous parcels of land, unless otherwise resolved by Council. Transfer from municipal fund of principal repayment equivalent for Loan 189 (Queensgate) that was paid out in January 2006 using funds from the Investment Reserve. Net proceeds from the winding up of the City of Fremantle Trust Fund as per the City of Fremantle and Town of East Fremantle Trust Funds (Amendment and Expiry) Bill 2013.</i>			
<b>Opening Balance</b>	<b>659,792</b>	<b>3,524,791</b>	<b>3,524,791</b>
Transfer to Reserves (Operating)	-	-	-
Transfer to Reserves (Capital)	4,350,000	1,500,000	1,500,000
300047 - P-10458 Disposal - 7 Quarry St	2,175,000	-	-
300053 - P-11052 Disposal - 9 Quarry St	2,175,000	-	-
Transfer from Retained Surplus of 2023/2024	-	1,500,000	1,500,000
Transfer from Reserves (Operating)	-	-	-
	(183,866)	(265,614)	(111,637)
Transfer from Reserves (Capital)			
300073 - P-11077 Install - Network Infrastructure (Kings Square)	(34,638)	(34,638)	-
300112 - P-11829 Design and construct - Commercial tenancy (KS)	(44,779)	(117,536)	(64,498)
300162 - P-11878 Design and construct - Kings Square - Windows to	(79,449)	(79,449)	(36,980)
300206 - P-10297 Construct-Walyalup Civic Centre & Library (KS)- Extr	(25,000)	(33,991)	(10,159)
<b>Closing Balance</b>	<b>4,825,926</b>	<b>4,759,177</b>	<b>4,913,154</b>



**RESERVE FUND BALANCES AND MOVEMENTS DETAIL**

**NOTE 5(b)**

**MONTHLY FINANCIAL REPORT  
FOR THE PERIOD ENDED 31 MARCH 2025**

Cash Backed Reserves	Adopted Budget 24/25 \$	Amended Budget 24/25 \$	YTD Actual \$
<b>Leighton Precinct Maintenance Reserve</b>			
<b><u>Reserve Purpose:</u></b>			
<i>To hold any specified area rate income raised during the financial year that were unspent at 30 June in relation to Leighton Precinct maintenance. To fund the above normal costs associated with maintaining the higher standard of the landscaping of the Leighton residential area.</i>			
<b><u>Source of Income:</u></b>			
<i>Revenue raised from a specified area rates that was unspent at the end of the financial year.</i>			
<b>Opening Balance</b>	<b>188,877</b>	<b>253,450</b>	<b>253,540</b>
Transfer to Reserves (Operating)	85,059	85,059	85,059
100913 - Maintain Landscape - Leighton Precinct SAR	85,059	85,059	85,059
Transfer to Reserves (Capital)	-	-	-
Transfer from Reserves (Operating)	(56,650)	(56,650)	(22,638)
100913 - Maintain Landscape - Leighton Precinct SAR	(56,650)	(56,650)	(22,638)
Transfer from Reserves (Capital)	-	-	-
<b>Closing Balance</b>	<b>217,286</b>	<b>281,859</b>	<b>315,961</b>
<b>Leisure Centre Upgrade Reserve</b>			
<b><u>Reserve Purpose:</u></b>			
<i>To provide funds for major upgrading and refurbishment works at the Fremantle Leisure Centre.</i>			
<b><u>Source of Income:</u></b>			
<i>Transfer from the Investment Reserve as approved by Council. Transfer from Municipal Fund amounts determined by Council through the annual budget and budget review.</i>			
<b>Opening Balance</b>	<b>33,599</b>	<b>533,599</b>	<b>533,599</b>
Transfer to Reserves (Operating)	-	-	-
Transfer to Reserves (Capital)	-	-	-
Transfer from Reserves (Operating)	-	-	-
Transfer from Reserves (Capital)	-	(50,000)	-
300422 - P-12239 Buildings -FLC Pool structural works & plant upgrade	-	(50,000)	-
<b>Closing Balance</b>	<b>33,599</b>	<b>483,599</b>	<b>533,599</b>

**RESERVE FUND BALANCES AND MOVEMENTS DETAIL**

**MONTHLY FINANCIAL REPORT  
FOR THE PERIOD ENDED 31 MARCH 2025**

**NOTE 5(b)**

Cash Backed Reserves	Adopted Budget 24/25 \$	Amended Budget 24/25 \$	YTD Actual \$
<b>Parking Dividend Equalisation Reserve</b>			
<b><u>Reserve Purpose:</u></b>			
<i>To provide a smoothing out of revenue contributions to municipal operations from commercial parking activities. That is to be achieved as follows (a) by transferring net profits in excess of budget to the reserve and (b) if required, when there is a material (i.e. plus 1%) net loss, transferring funds from the reserve to municipal fund to compensate the loss. Fund commercial parking capital equipment and facilities or parking infringement capital equipment and facilities to the extent the funds available in the reserve exceed 2.5% of budgeted gross parking revenue. Provide temporary funding to the City for its initial contribution to the Hilton Underground Power project. This funding will be returned to the Reserve annually via a service levy on residential consumers within the Hilton Underground Power project.</i>			
<b><u>Source of Income:</u></b>			
<i>Transfer from the Municipal Fund (a) net profit on commercial parking operations exceeding a set figure in the budget. Note: Net profit is calculated including depreciation and allocated support service costs but excludes capital. and/or (b) Transfer from the Municipal Fund amounts determined by Council through the annual budget or budget review in relation to parking operations. Transfer from Municipal Fund amounts determined by Council through the annual budget or budget review in relation to parking infringement operations. Net proceeds from sale of parking facilities as determined by Council through the annual budget or budget review.</i>			
<b>Opening Balance</b>	<b>5,033,111</b>	<b>5,527,217</b>	<b>5,527,217</b>
Transfer to Reserves (Operating)	-	-	-
Transfer to Reserves (Capital)	-	811,830	811,830
<b>Transfer from retained surplus 2023/2024</b>	<b>-</b>	<b>811,830</b>	<b>811,830</b>
Transfer from Reserves (Operating)	-	-	-
Transfer from Reserves (Capital)	-	(1,886,000)	(112,059)
<b>300259 - P-12041 Program - Ticket machines</b>	<b>-</b>	<b>(1,886,000)</b>	<b>(112,059)</b>
<b>Closing Balance</b>	<b>5,033,111</b>	<b>4,453,047</b>	<b>6,226,988</b>

**RESERVE FUND BALANCES AND MOVEMENTS DETAIL**

NOTE 5(b)

**MONTHLY FINANCIAL REPORT  
FOR THE PERIOD ENDED 31 MARCH 2025**

Cash Backed Reserves	Adopted Budget 24/25 \$	Amended Budget 24/25 \$	YTD Actual \$
<b>Parks Recreation and Facilities Reserve</b>			
<u><b>Reserve Purpose:</b></u>			
<i>To fund improvements within the South Fremantle Tip Site Reserve. To Finance improvements within the Kings Square Reserve. To Finance tourism projects within the City. To finance facilities for sporting clubs on a self supporting loan basis in accordance with Council guidelines for such advances to clubs. To Finance improvements within the Port and Leighton Beach Reserve. To finance capital works and improvements at Fremantle Oval. To Finance improvements or major refurbishments to other parks and recreation facilities within the municipality.</i>			
<u><b>Source of Income:</b></u>			
<i>Municipal Fund contribution as approved by Council in the annual budget.</i>			
<b>Opening Balance</b>	<b>97,771</b>	<b>97,771</b>	<b>97,771</b>
Transfer to Reserves (Operating)	-	-	-
Transfer to Reserves (Capital)	-	-	-
Transfer from Reserves (Operating)	-	-	-
Transfer from Reserves (Capital)	-	-	-
<b>Closing Balance</b>	<b>97,771</b>	<b>97,771</b>	<b>97,771</b>
<b>Projects Unexpended Municipal Reserve</b>			
<u><b>Reserve Purpose:</b></u>			
<i>To hold municipal funding for uncompleted or deferred projects, that will be completed and expended in ensuing financial years.</i>			
<u><b>Source of Income:</b></u>			
<i>Municipal Fund unexpended as approved by Council in the annual budget or budget. review.</i>			
<b>Opening Balance</b>	-	-	-
Transfer to Reserves (Operating)	-	-	-
Transfer to Reserves (Capital)	-	1,942,000	1,942,000
300167 P-11944 Design and construct – 38-40 Henry Street – Façade'	-	1,150,000	1,150,000
300373 P-12171 Install - Old Fire Station - Electrical and fire sys	-	170,000	170,000
300341 P-12082 Design and construct - Brad Hardie Changerooms	-	380,000	380,000
300394 P-12217 Buildings -Town Hall - Performance infrastructure	-	242,000	242,000
Transfer from Reserves (Operating)	-	-	-
Transfer from Reserves (Capital)	-	-	-
<b>Closing Balance</b>	<b>-</b>	<b>3,884,000</b>	<b>3,884,000</b>
<b>Sustainability Investment Reserve</b>			
<u><b>Reserve Purpose:</b></u>			
<i>To purchase sufficient carbon offsets to maintain the City's carbon neutral status. Remaining funds will then be used to invest in projects that promote positive renewable energy outcomes . If no renewable energy projects can be identified, the fund will accumulate that year's contribution.</i>			
<u><b>Source of Income:</b></u>			
<i>Transfer from Municipal Fund amounts determined by Council through the annual budget and budget review.</i>			
<b>Opening Balance</b>	<b>59,510</b>	<b>207,870</b>	<b>207,870</b>
Transfer to Reserves (Operating)	-	-	-
Transfer to Reserves (Capital)	-	-	-
Transfer from Reserves (Operating)	-	-	-
Transfer from Reserves (Capital)	-	(29,870)	(7,560)
300152 - P-11873 Program-Solar Panels City	-	(29,870)	(7,560)
<b>Closing Balance</b>	<b>59,510</b>	<b>178,000</b>	<b>200,310</b>

**RESERVE FUND BALANCES AND MOVEMENTS DETAIL**

NOTE 5(b)

**MONTHLY FINANCIAL REPORT  
FOR THE PERIOD ENDED 31 MARCH 2025**

	Adopted Budget 24/25 \$	Amended Budget 24/25 \$	YTD Actual \$
<b>Cash Backed Reserves</b>			
<b>South Beach Reserve</b>			
<u><b>Reserve Purpose:</b></u>			
To fund infrastructure and facilities improvement			
<u><b>Source of Income:</b></u>			
Transfer from Retained Surplus Brought Forward from 2020-21 financial year			
<b>Opening Balance</b>	<b>500,000</b>	<b>3,130,119</b>	<b>3,130,119</b>
Transfer to Reserves (Operating)	-	-	-
Transfer to Reserves (Capital)	-	-	-
Transfer from Reserves (Operating)	-	-	-
Transfer from Reserves (Capital)	(3,130,119)	(3,130,119)	-
300218 - P-11992 Design & construct-South Beach-Changerooms	(3,130,119)	(3,130,119)	-
<b>Closing Balance</b>	<b>(2,630,119)</b>	<b>-</b>	<b>3,130,119</b>
<b>White Gum Valley Precinct Community Bore Reserve</b>			
<u><b>Reserve Purpose:</b></u>			
To fund the associated costs required to maintain the community bore within the WGV development.			
<u><b>Source of Income:</b></u>			
Revenue raised from a service charge that was unspent at the end of the financial year.			
<b>Opening Balance</b>	<b>24,479</b>	<b>36,682</b>	<b>36,682</b>
Transfer to Reserves (Operating)	8,804	8,804	8,804
100738 - Service charge - Use of community bore	8,804	8,804	8,804
Transfer to Reserves (Capital)	-	-	-
Transfer from Reserves (Operating)	(8,804)	(8,804)	-
100738 - Service charge - Use of community bore	(8,804)	(8,804)	-
Transfer from Reserves (Capital)	-	-	-
<b>Closing Balance</b>	<b>24,479</b>	<b>36,682</b>	<b>45,486</b>
<b>Summary</b>			
<b>Opening Balance</b>	<b>9,943,278</b>	<b>16,992,147</b>	<b>16,992,237</b>
Transfer to Reserves (Operating)	93,863	93,863	93,863
Transfer to Reserves (Capital)	4,600,000	5,818,830	5,818,830
Transfer from Reserves (Operating)	(65,454)	(65,454)	(22,638)
Transfer from Reserves (Capital)	(3,745,874)	(6,046,462)	(231,256)
<b>Closing Balance</b>	<b>10,825,813</b>	<b>16,792,924</b>	<b>22,651,037</b>

**MONTHLY FINANCIAL REPORT  
FOR THE PERIOD ENDED 31 MARCH 2025**

**TRUST FUND  
NOTE 6**

Funds held at balance date over which the City has no control and which are not included in this statement are as follows:

Description	Opening Balance 1 Jul 2024	Amount Received	Amount Paid	Closing Balance 31 Mar 2025
	\$	\$	\$	\$
<b>Cash In Lieu of Parking</b>	469,360	-	-	469,360
<b>Cash In Lieu of Public Open Space</b>				
37 Strang Street subdivision	85,673	-	-	85,673
<b>Bequests</b>				
Gwenth Ewens	28,728	1,868	-	30,596
John Francis Boyd	2,700	-	-	2,700
Victor Felstead	9,491	5,945	-	15,436
<b>Unclaimed Funds - Debtors</b>	4,441	-	-	4,441
<b>Miscellaneous</b>	124,004	-	(14,581)	109,422
<b>Trust Interest</b>	56,146	-	-	56,146
<b>Total</b>	<b>780,542</b>	<b>7813</b>	<b>(14,581)</b>	<b>773,774</b>

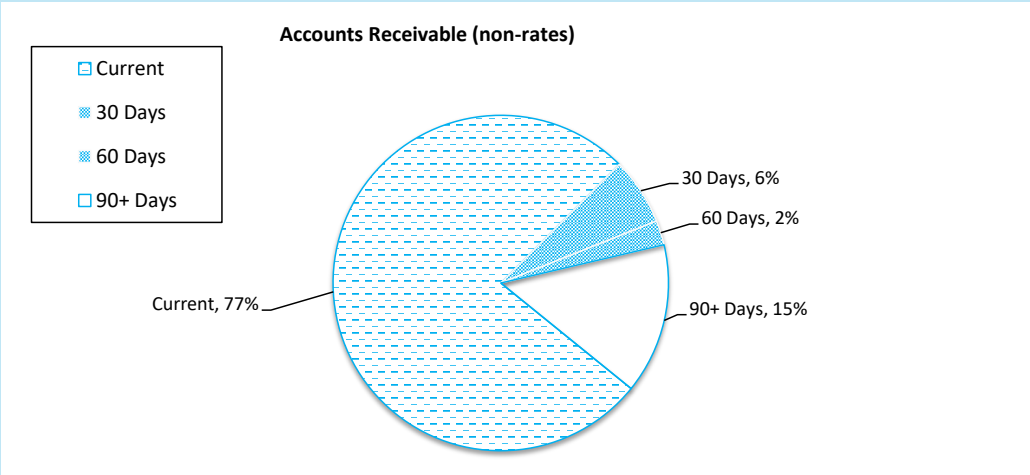
## RECEIVABLES

### NOTE 7

Receivables - General	Current	30 Days	60 Days	90+ Days	Total
Percentage	\$	\$	\$	\$	\$
	77%	6%	2%	15%	
CEO Marketing & Economic Development	41,000	-	1,000	9,475	51,475
Community Development	55,809	4,180	-	5,659	65,648
Commercial Properties	226,666	49,347	10,115	114,185	400,313
Commercial Waste	80,995	162	2,628	9,984	93,769
Corporate Services	9,841	5,168	14,123	23,689	52,821
Fremantle Arts Centre	5,160	1,653	1,117	6,036	13,965
Fremantle Leisure Centre	12,810	9,398	360	599	23,168
Hall/Reserve Hire	387	5,055	-	1,849	7,291
Miscellaneous Debtor	(21)	(910)	-	(516)	(1,448)
Parking	26,264	8,417	-	198	34,879
Planning and Development	158,550	-	-	-	158,550
Samson Recreation Centre	136	272	91	182	681
Technical Services	360,864	-	682	13,767	375,313
<b>Total</b>	<b>978,461</b>	<b>82,743</b>	<b>30,115</b>	<b>185,106</b>	<b>1,276,426</b>
Add: Prepayments	1,160,342				1,160,342
Less: Provision for Doubtful Debt	(72,098)				(72,098)
					<b>2,364,669</b>
<b>Balance per Trial Balance</b>					
Sundry debtors	2,364,669				2,364,669
GST receivable	380,462				380,462
Loans receivable - clubs/institutions	-				-
<b>Total Receivables General Outstanding</b>					<b>2,745,132</b>
<b>Amounts shown above include GST (where applicable)</b>					

## SIGNIFICANT ACCOUNTING POLICIES

Trade and other receivables include amounts due from ratepayers for unpaid rates and service charges and other amounts due from third parties for goods sold and services performed in the ordinary course of business. Receivables expected to be collected within 12 months of the end of the reporting period are classified as current assets. All other receivables are classified as non-current assets. Collectability of trade and other receivables is reviewed on an ongoing basis. Debts that are known to be uncollectible are written off when identified. An allowance for doubtful debts is raised when there is objective evidence that they will not be collectible.



Debtors Due
\$2,745,132
Over 30 Days
23.34%
Over 90 Days
14.50%

MONTHLY FINANCIAL REPORT  
FOR THE PERIOD ENDED 31 MARCH 2025

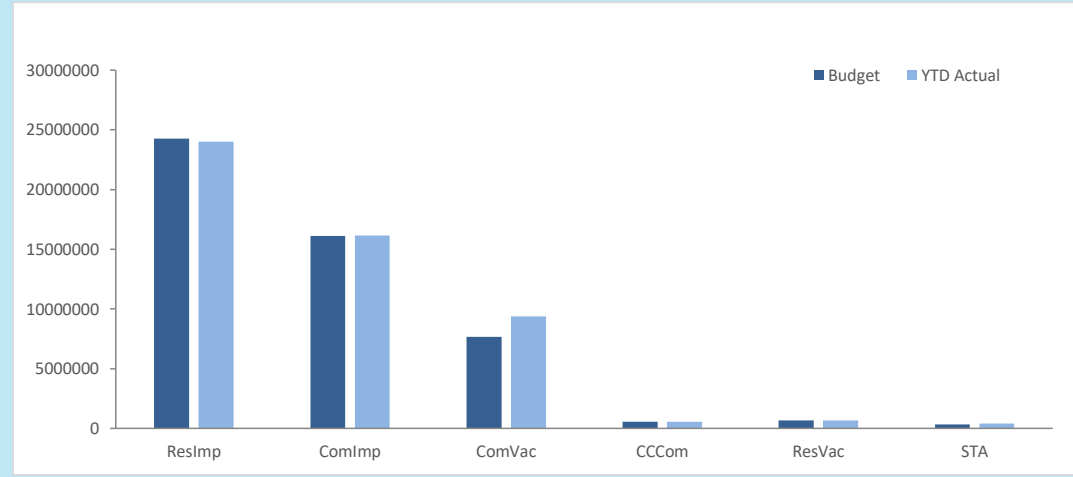
RATE REVENUE  
NOTE 8

General Rate Revenue		Adopted Budget						YTD Actual			
	Rate in	Number of Properties	Rateable Value	Rate Revenue	Interim Rate	Back Rate	Total Revenue	Rate Revenue	Interim Rates	Back Rates	Total Revenue
RATE TYPE	\$			\$	\$	\$	\$	\$	\$	\$	\$
Differential General Rate											
Residential Improved	0.083489	9,711	306,520,254	25,591,069	400,000		25,991,069	25,570,372	178,448	26,638	25,775,458
Commercial & Industrial General	0.113216	1,439	152,003,777	17,209,260	-		17,209,260	17,200,375	(6,769)	(65,066)	17,128,539
City Centre Commercial	0.113216	358	87,431,323	9,898,625	-		9,898,625	9,898,623	5,089	(889)	9,902,823
Residential Short Term Accommodation	0.113176	210	5,283,760	597,995	-		597,995	594,169	(31,491)	(11,331)	551,346
Vacant Residential Land	0.144207	155	4,471,920	644,882	-		644,882	649,640	(17,278)	441	632,803
Vacant Commercial & Industrial	0.166978	38	3,032,025	506,281	-		506,281	506,281	717	-	506,998
Minimum \$											
Residential Improved	1738	4,411	78,597,824	7,666,318	-		7,666,318	7,671,532	-	-	7,671,532
Commercial & Industrial General	1738	353	4,088,752	613,514	-		613,514	613,514	-	-	613,514
City Centre Commercial	1738	67	734,456	116,446	-		116,446	116,446	-	-	116,446
Residential Short Term Accommodation	1738	34	492,440	59,092	-		59,092	57,354	-	-	57,354
Vacant Residential Land	1685	93	853,375	156,705	-		156,705	168,500	-	-	168,500
Vacant Commercial & Industrial	1738	12	85,450	20,856	-		20,856	20,856	-	-	20,856
Sub-Totals		16,881	643,595,356	63,081,043	400,000	-	63,481,043	63,067,662	128,716	-50,208	63,146,170
Discount							-				
Concession							(194,266)	(194,107)			(194,107)
Amount from General Rates							63,286,777				62,952,062
Ex-Gratia Rates							-	-			-
Total General Rates							63,286,777				62,952,062
Specified Area Rates											
CBD Security Levy	0.001456						149,725	149,986			149,986
Leighton Maintenance	0.006299						85,059	85,059			85,059
Total Specified Area Rates			-	-			234,784	235,045	-	-	235,045
Totals							63,521,561				63,187,107

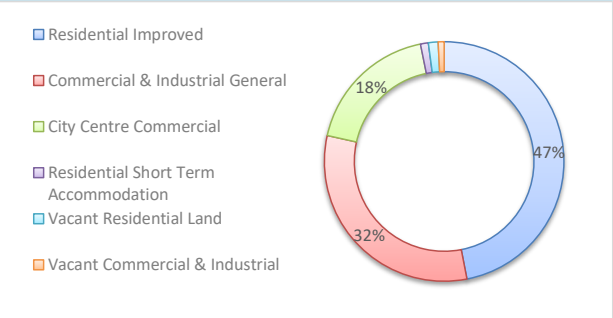
SIGNIFICANT ACCOUNTING POLICIES

Rates, grants, donations and other contributions are recognised as revenues when the local government obtains control over the assets comprising the contributions. Control over assets acquired from rates is obtained at the commencement of the rating period or, where earlier, upon receipt of the rates.

KEY INFORMATION



General Rates		
Budget	YTD Actual	%
\$63.29 M	\$62.95 M	99%



MONTHLY FINANCIAL REPORT  
FOR THE PERIOD ENDED 31 MARCH 2025

INFORMATION

PREPARATION TIMING AND REVIEW

Prepared by: Financial Accountant  
Reviewed by: Financial Accounting Team Leader

BASIS OF PREPARATION

REPORT PURPOSE

This report is prepared to meet the requirements of Local Government (Financial Management) Regulations 1996, Regulation 34 . Note: The Statements and accompanying notes are prepared based on all transactions recorded at the time of preparation and may vary due to transactions being processed for the reporting period after the date of preparation.

BASIS OF ACCOUNTING

This statement comprises a special purpose financial report which has been prepared in accordance with Australian Accounting Standards (as they apply to local governments and not-for-profit entities), Australian Accounting Interpretations, other authoritative pronouncements of the Australian Accounting Standards Board, the Local Government Act 1995 and accompanying regulations. Material accounting policies which have been adopted in the preparation of this statement are presented below and have been consistently applied unless stated otherwise. Except for cash flow and rate setting information, the report has also been prepared on the accrual basis and is based on historical costs, modified, where applicable, by the measurement at fair value of selected non-current assets, financial assets and liabilities.

THE LOCAL GOVERNMENT REPORTING ENTITY

All Funds through which the Council controls resources to carry on its functions have been included in this statement. In the process of reporting on the local government as a single unit, all transactions and balances between those funds (for example, loans and transfers between Funds) have been eliminated. All monies held in the Trust Fund are excluded from the statement, but a separate statement of those monies appears at Note 12.

SIGNIFICANT ACCOUNTING POLICES

GOODS AND SERVICES TAX

Revenues, expenses and assets are recognised net of the amount of GST, except where the amount of GST incurred is not recoverable from the Australian Taxation Office (ATO). Receivables and payables are stated inclusive of GST receivable or payable. The net amount of GST recoverable from, or payable to, the ATO is included with receivables or payables in the statement of financial position. Cash flows are presented on a gross basis. The GST components of cash flows arising from investing or financing activities which are recoverable from, or payable to, the ATO are presented as operating cash flows.

CRITICAL ACCOUNTING ESTIMATES

The preparation of a financial report in conformity with Australian Accounting Standards requires management to make judgements, estimates and assumptions that effect the application of policies and reported amounts of assets and liabilities, income and expenses. The estimates and associated assumptions are based on historical experience and various other factors that are believed to be reasonable under the circumstances; the results of which form the basis of making the judgements about carrying values of assets and liabilities that are not readily apparent from other sources. Actual results may differ from these estimates.

ROUNDING OFF FIGURES

All figures shown in this statement are rounded to the nearest dollar.



**KEY TERMS AND DESCRIPTIONS  
FOR THE PERIOD ENDED 31 MARCH 2025**

**STATUTORY REPORTING PROGRAMS**

City operations as disclosed in these financial statements encompass the following service orientated activities/programs.

PROGRAM NAME	OBJECTIVE	ACTIVITIES
GOVERNANCE	To provide a decision making process for the efficient allocation of scarce resources.	Includes the activities of members of council and the administrative support available to the council for the provision of governance of the district. Other costs relate to the task of assisting elected members and ratepayers on matters which do not concern specific council services.
GENERAL PURPOSE FUNDING	To collect revenue to allow for the provision of services.	Rates, general purpose government grants and interest revenue.
LAW, ORDER, PUBLIC SAFETY	To provide services to help ensure a safer and environmentally conscious community.	Supervision and enforcement of various local laws relating to fire prevention, animal control and other aspects of public safety including emergency services.
HEALTH EDUCATION AND WELFARE	To provide an operational framework To provide services to disadvantaged persons, the elderly, children and youth.	Inspection of food outlets and their control, provision of Maintenance of child minding centre, playgroup centre, senior citizen centre and aged care centre. Provision and maintenance of home and community care programs and youth services.
HOUSING	To provide and maintain elderly residents housing.	Provision and maintenance of elderly residents housing.
COMMUNITY AMENITIES	To provide services required by the community.	Rubbish collection services, operation of rubbish disposal sites, litter control, construction and maintenance of urban storm water drains, protection of the environment and administration of town planning schemes, cemetery and public conveniences.
RECREATION AND CULTURE	To establish and effectively manage infrastructure and resource which will help the social well being of the community.	Maintenance of public halls, civic centres, aquatic centre, beaches, recreation centres and various sporting facilities. Provision and maintenance of parks, gardens and playgrounds. Operation of library, museum and other cultural facilities.
TRANSPORT ECONOMIC SERVICES	To provide safe, effective and To help promote the City and its economic wellbeing.	Construction and maintenance of roads, streets, footpaths, Tourism and area promotion including the maintenance and operation of a caravan park. Provision of rural services including weed control, vermin control and standpipes. Building Control.
OTHER PROPERTY AND SERVICES	To monitor and control City overheads operating accounts.	Private works operation, plant repair and operation costs and engineering operation costs.

**KEY TERMS AND DESCRIPTIONS**

**FOR THE PERIOD ENDED 31 MARCH 2025**

**NATURE OR TYPE DESCRIPTIONS**

**REVENUE**

**RATES**

All rates levied under the Local Government Act 1995. Includes general, differential, specific area rates, minimum rates, interim rates, back rates, ex-gratia rates, less discounts offered. Exclude administration fees, interest on instalments, interest on arrears and service charges.

**GRANTS, SUBSIDIES AND CONTRIBUTIONS**

Refer to all amounts received as grants, subsidies and contributions that are not non-operating grants.

**NON-OPERATING GRANTS, SUBSIDIES AND CONTRIBUTIONS**

Amounts received specifically for the acquisition, construction of new or the upgrading of non-current assets paid to a local government, irrespective of whether these amounts are received as capital grants, subsidies, contributions or donations.

**PROFIT ON ASSET DISPOSAL**

Profit on the disposal of assets including gains on the disposal of long term investments. Losses are disclosed under the expenditure classifications.

**FEES AND CHARGES**

Revenues (other than service charges) from the use of facilities and charges made for local government services, sewerage rates, rentals, hire charges, fee for service, photocopying charges, licences, sale of goods or information, fines, penalties and administration fees. Local governments may wish to disclose more detail such as rubbish collection fees, rental of property, fines and penalties, other fees and charges.

**SERVICE CHARGES**

Service charges imposed under Division 6 of Part 6 of the Local Government Act 1995. Regulation 54 of the Local Government (Financial Management) Regulations 1996 identifies these as television and radio broadcasting, underground electricity and neighbourhood surveillance services. Exclude rubbish removal charges. Interest and other items of a similar nature received from bank and investment accounts, interest on rate instalments, interest on rate arrears and interest on debtors.

**INTEREST EARNINGS**

Interest and other items of a similar nature received from bank and investment accounts, interest on rate instalments, interest on rate arrears and interest on debtors.

**OTHER REVENUE / INCOME**

Other revenue, which can not be classified under the above headings, includes dividends, discounts, rebates etc.

**EXPENSES**

**EMPLOYEE COSTS**

All costs associate with the employment of person such as salaries, wages, allowances, benefits such as vehicle and housing, superannuation, employment expenses, removal expenses, relocation expenses, worker's compensation insurance, training costs, conferences, safety expenses, medical examinations, fringe benefit tax, etc.

**MATERIALS AND CONTRACTS**

All expenditures on materials, supplies and contracts not classified under other headings. These include supply of goods and materials, legal expenses, consultancy, maintenance agreements, communication expenses, advertising expenses, membership, periodicals, publications, hire expenses, rental, leases, postage and freight etc. Local governments may wish to disclose more detail such as contract services, consultancy, information technology, rental or lease expenditures.

**UTILITIES (GAS, ELECTRICITY, WATER, ETC.)**

Expenditures made to the respective agencies for the provision of power, gas or water. Exclude expenditures incurred for the reinstatement of roadwork on behalf of these agencies.

**INSURANCE**

All insurance other than worker's compensation and health benefit insurance included as a cost of employment.

**LOSS ON ASSET DISPOSAL**

Loss on the disposal of fixed assets.

**DEPRECIATION ON NON-CURRENT ASSETS**

Depreciation expense raised on all classes of assets.

**FINANCE COST**

Interest and other costs of finance paid, including costs of finance for loan debentures, overdraft accommodation and refinancing expenses.

**OTHER EXPENDITURE**

Statutory fees, taxes, provision for bad debts, member's fees or State taxes. Donations and subsidies made to community groups.

**NOTES TO THE STATEMENT OF FINANCIAL ACTIVITY  
FOR THE PERIOD ENDED 31 MARCH 2025**

**INFORMATION  
NET CURRENT ASSETS**

**SIGNIFICANT ACCOUNTING POLICIES**

**CURRENT AND NON-CURRENT CLASSIFICATION**

In the determination of whether an asset or liability is current or non-current, consideration is given to the time when each asset or liability is expected to be settled. The asset or liability is classified as current if it is expected to be settled within the next 12 months, being the Council's operational cycle. In the case of liabilities where Council does not have the unconditional right to defer settlement beyond 12 months, such as vested long service leave, the liability is classified as current even if not expected to be settled within the next 12 months. Inventories held for trading are classified as current even if not expected to be realised in the next 12 months except for land held for resale where it is held as non current based on Council's intentions to release for sale.

**EMPLOYEE BENEFITS**

The provisions for employee benefits relates to amounts expected to be paid for long service leave, annual leave, wages and salaries and are calculated as follows:

(i) Wages, Salaries, Annual Leave and Long Service Leave  
*(Short-term Benefits)*

The provision for employees' benefits to wages, salaries, annual leave and long service leave expected to be settled within 12 months represents the amount the City has a present obligation to pay resulting from employees services provided to balance date. The provision has been calculated at nominal amounts based on remuneration rates the City expects to pay and includes related on-costs.

(ii) Annual Leave and Long Service Leave *(Long-term Benefits)*

The liability for long service leave is recognised in the provision for employee benefits and measured as the present value of expected future payments to be made in respect of services provided by employees up to the reporting date using the project unit credit method. Consideration is given to expected future wage and salary levels, experience of employee departures and periods of service. Expected future payments are discounted using market yields at the reporting date on national government bonds with terms to maturity and currency that match as closely as possible, the estimated future cash outflows. Where the City does not have the unconditional right to defer settlement beyond 12 months, the liability is recognised as a current liability.

**PROVISIONS**

Provisions are recognised when: The council has a present legal or constructive obligation as a result of past events; it is more likely than not that an outflow of resources will be required to settle the obligation; and the amount has been reliably estimated. Provisions are not recognised for future operating losses. Where there are a number of similar obligations, the likelihood that an outflow will be required in settlement is determined by considering the class of obligations as a whole. A provision is recognised even if the likelihood of an outflow with respect to any one of item included in the same class of obligations may be small.

**INVENTORIES**

Inventories are measured at the lower of cost and net realisable value. Net realisable value is the estimated selling price in the ordinary course of business less the estimated costs of completion and the estimated costs necessary to make the sale.