



Meeting attachments

Ordinary Meeting of Council

Wednesday 24 September 2025 6pm

C2509-1 NO.37 (LOT 502) SOUTH TERRACE, FREMANTLE - VARIATIONS TO PLANNING APPROVAL DAP004/23 (THREE STOREY TAVERN DEVELOPMENT) (JL VA0008/25)	
1. Amended Plans.....	3
C2509-2 SNOOK CRESCENT, NO.67 (LOT 1369), HILTON – ADDITIONS AND ALTERATIONS TO EXISTING SINGLE HOUSE - (LG DA0141/25)	
1. Amended Development Plans.....	13
C2509-3 SCOTT STREET, NO.19 (LOT 22), FREMANTLE - CARPORT AND OUTBUILDING ADDITION TO EXISTING SINGLE HOUSE - (LG DA0162/25)	
1. Amended Development Plans.....	18
C2509-4 PLANNING INFORMATION REPORT - SEPTEMBER 2025	
1. SCHEDULE OF APPLICATIONS DETERMINED UNDER DELEGATED AUTHORITY - SEPTEMBER 2025.....	24
C2509-5 GILBERT FRASER RESERVE IRRIGATION RENEWAL	
1. Tank Location.....	27
2. Tank Sectional Diagram.....	28
C2509-6 DEFERRED ITEM - ROAD NAMING FOR SUBDIVISION AT NO. 11-15 (LOT 2680) GROSVENOR STREET, BEACONSFIELD	
1. MNG Road Naming Application.....	29
2. MNG Road Names Research.....	30
3. Updated Road Name Plan.....	31
4. City Road Names Register.....	32
5. Letter to City of Fremantle.....	36
C2509-7 STATEMENT OF INVESTMENTS AUGUST 2025	
1. Investment Report - August 2025.....	39
C2509-8 SCHEDULE OF PAYMENTS AUGUST 2025	
1. Schedule of Payments and Listings - August 2025.....	52
2. Purchase Card Transactions - August 2025.....	162
3. Summary of Payments and Listings - August 2025.....	172
C2509-9 MONTHLY FINANCIAL REPORT AUGUST 2025	
1. Monthly Financial Report - August 2025.....	173
C2509-10 WORKING GROUP INFORMATION REPORT	
1. Minutes - Destination Marketing Working Group - 14 August 2025.....	203
2. Minutes - Towards 2029 Working Group Minutes - 25 August 2025.....	206
3. Towards 2029 Working Group Overview Report.....	209
ARMC2509-3 PROCUREMENT POLICY EXEMPTIONS JUNE TO AUGUST 2025	
1. Procurement Policy Exemptions June - August 2025.....	214

**ARMC2509-6 INFORMATION REPORT – DRAFT ANNUAL FINANCIAL
STATEMENTS 30 JUNE 2025**

1. Draft Annual Financial Statements 2024-25218

CITY OF FREMANTLE
These Revised Plans Form Part of
VA0008/25
30 July 2025

37 SOUTH TERRACE, FREMANTLE

DEVELOPMENT APPLICATION



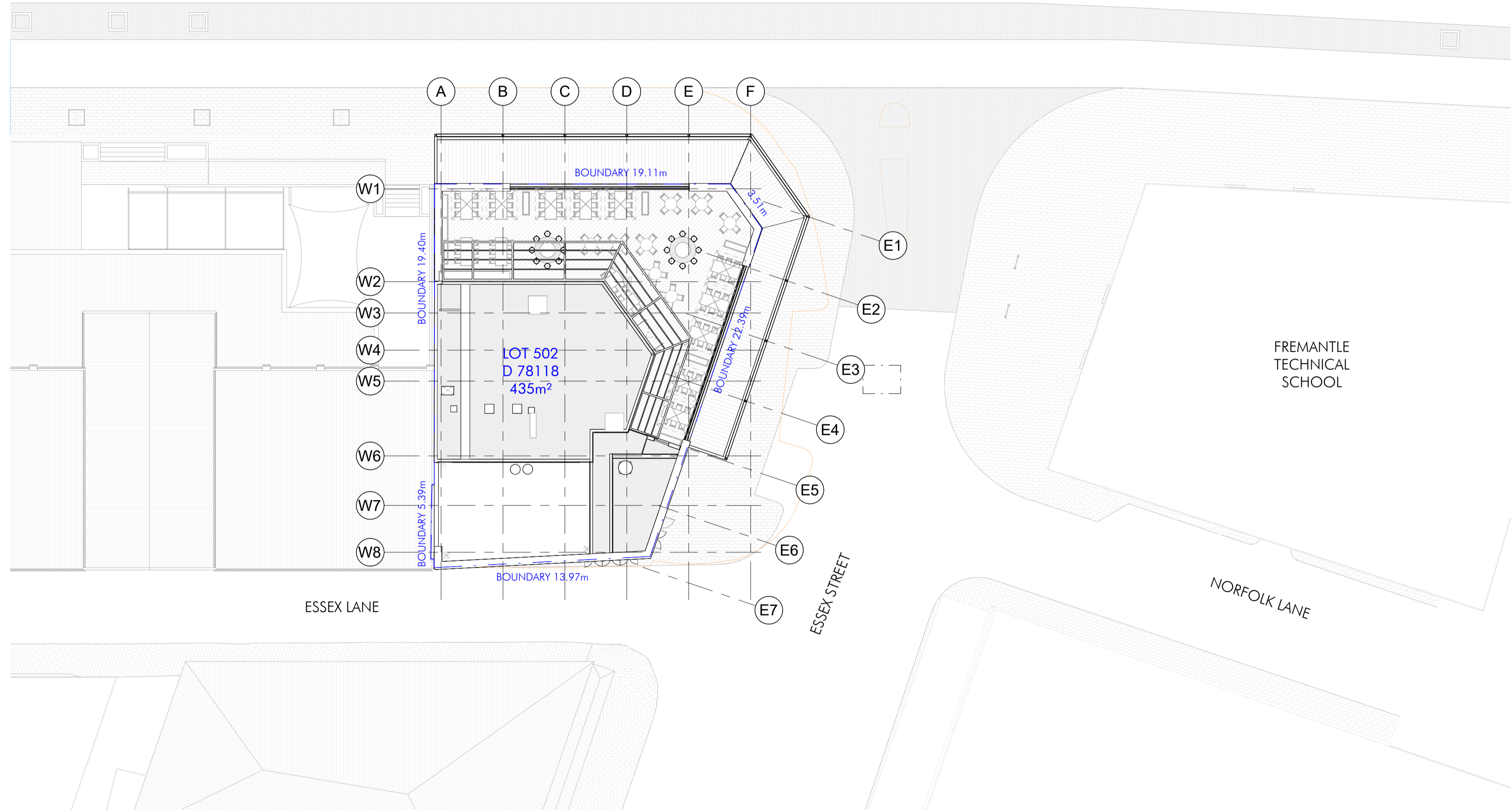
place
fabric.

Rev C

July 2025

CITY OF FREMANTLE
These Revised Plans Form Part of
VA0008/25
30 July 2025

SOUTH TERRACE



ESSEX LANE

ESSEX STREET

FREMANTLE
TECHNICAL
SCHOOL

NORFOLK LANE

LOT 502
D 78118
435m²

A B C D E F

W1
W2
W3
W4
W5
W6
W7
W8

E1
E2
E3
E4
E5
E6
E7

BOUNDARY 19.11m

BOUNDARY 19.40m

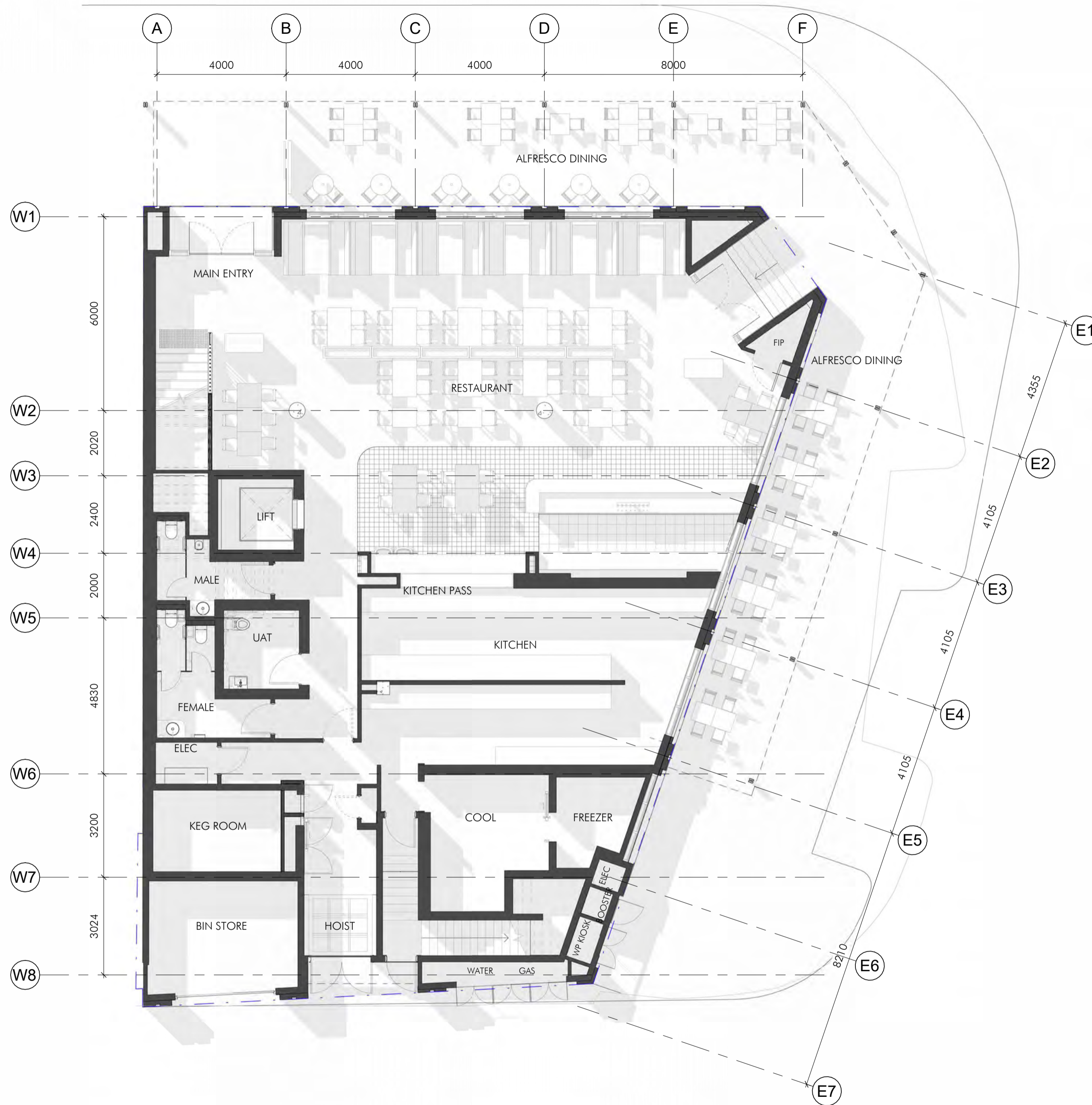
BOUNDARY 5.39m

BOUNDARY 13.97m

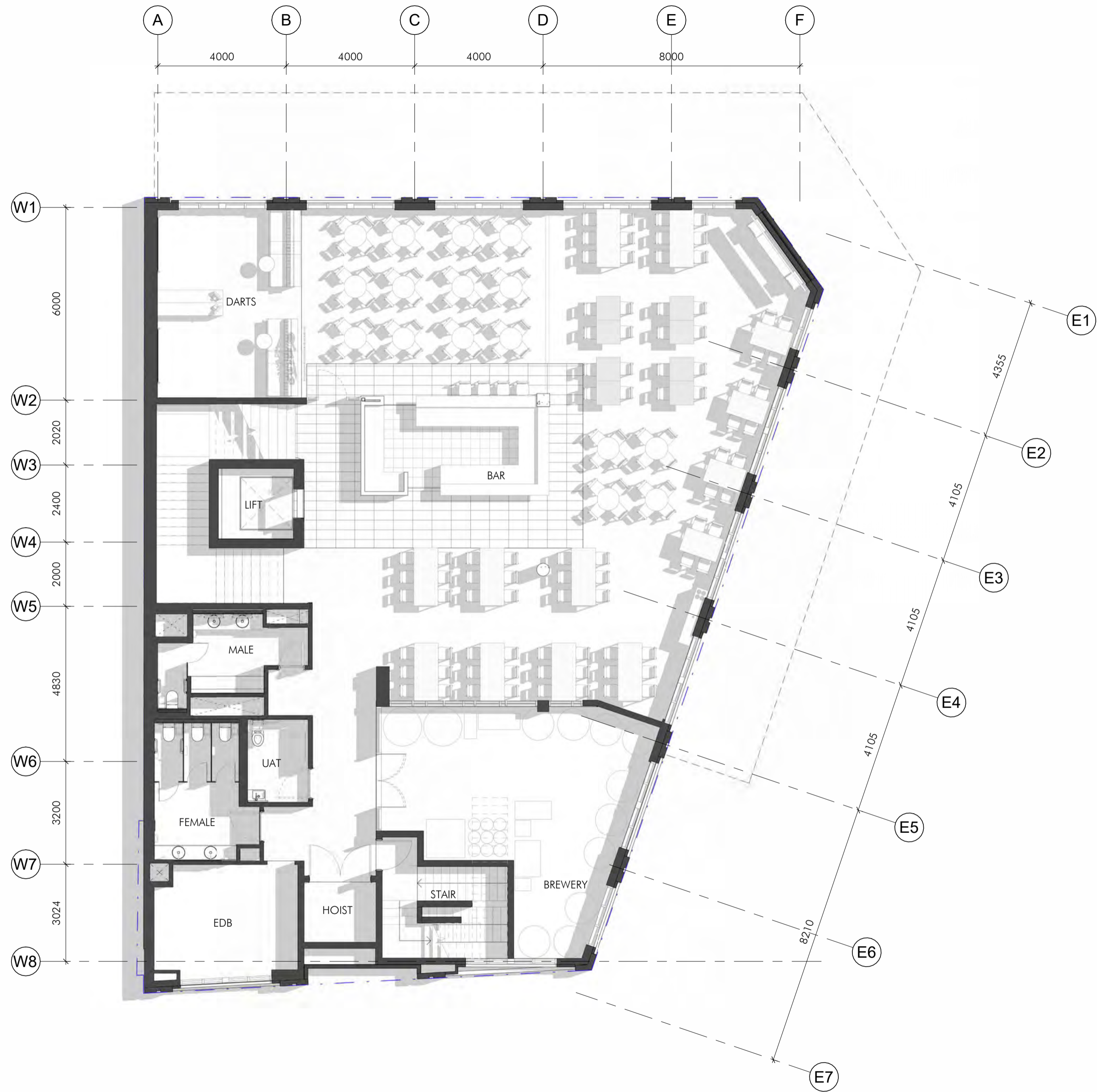
BOUNDARY 22.39m

3.51m

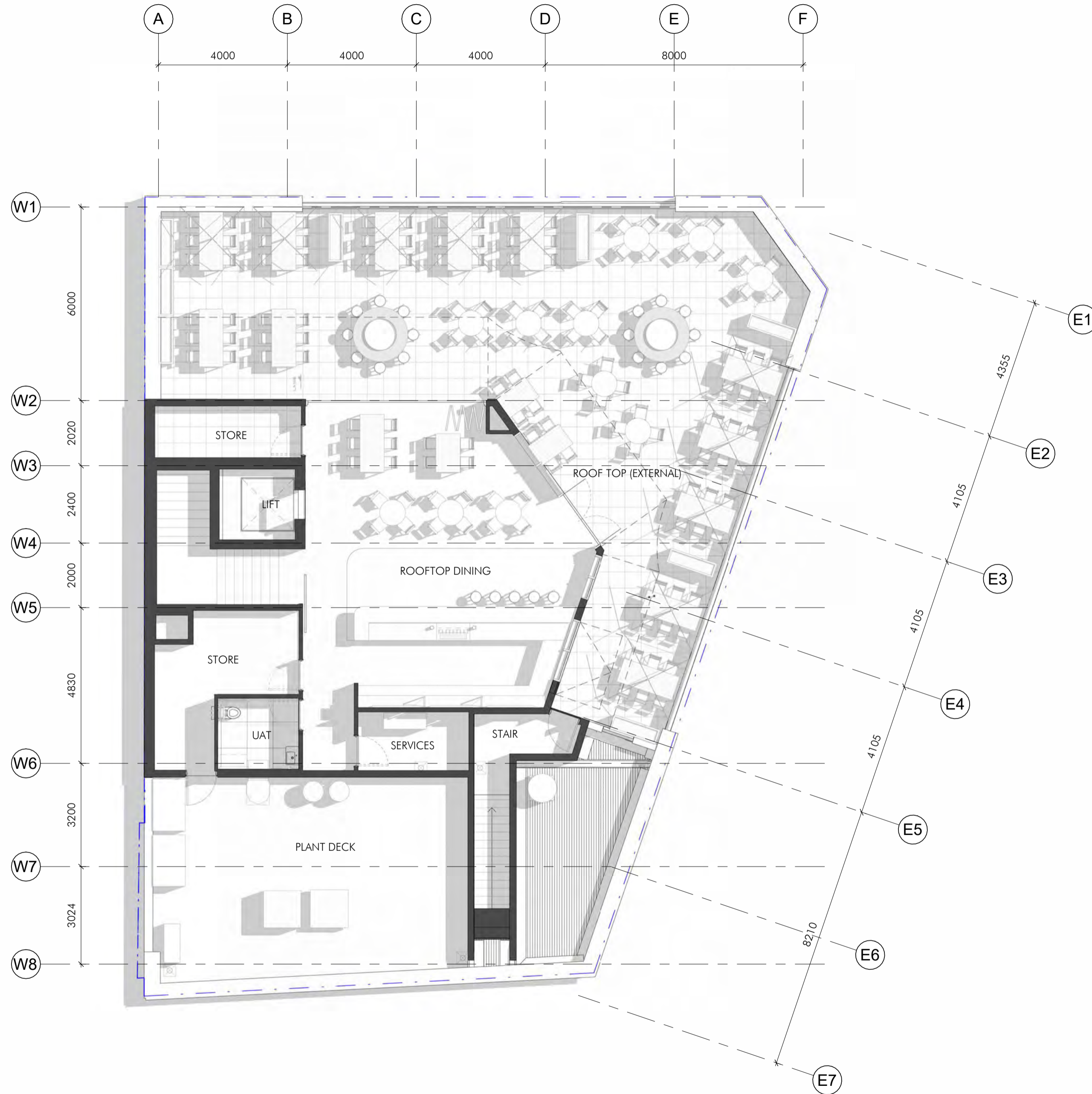
CITY OF FREMANTLE
 These Revised Plans Form Part of
VA0008/25
30 July 2025



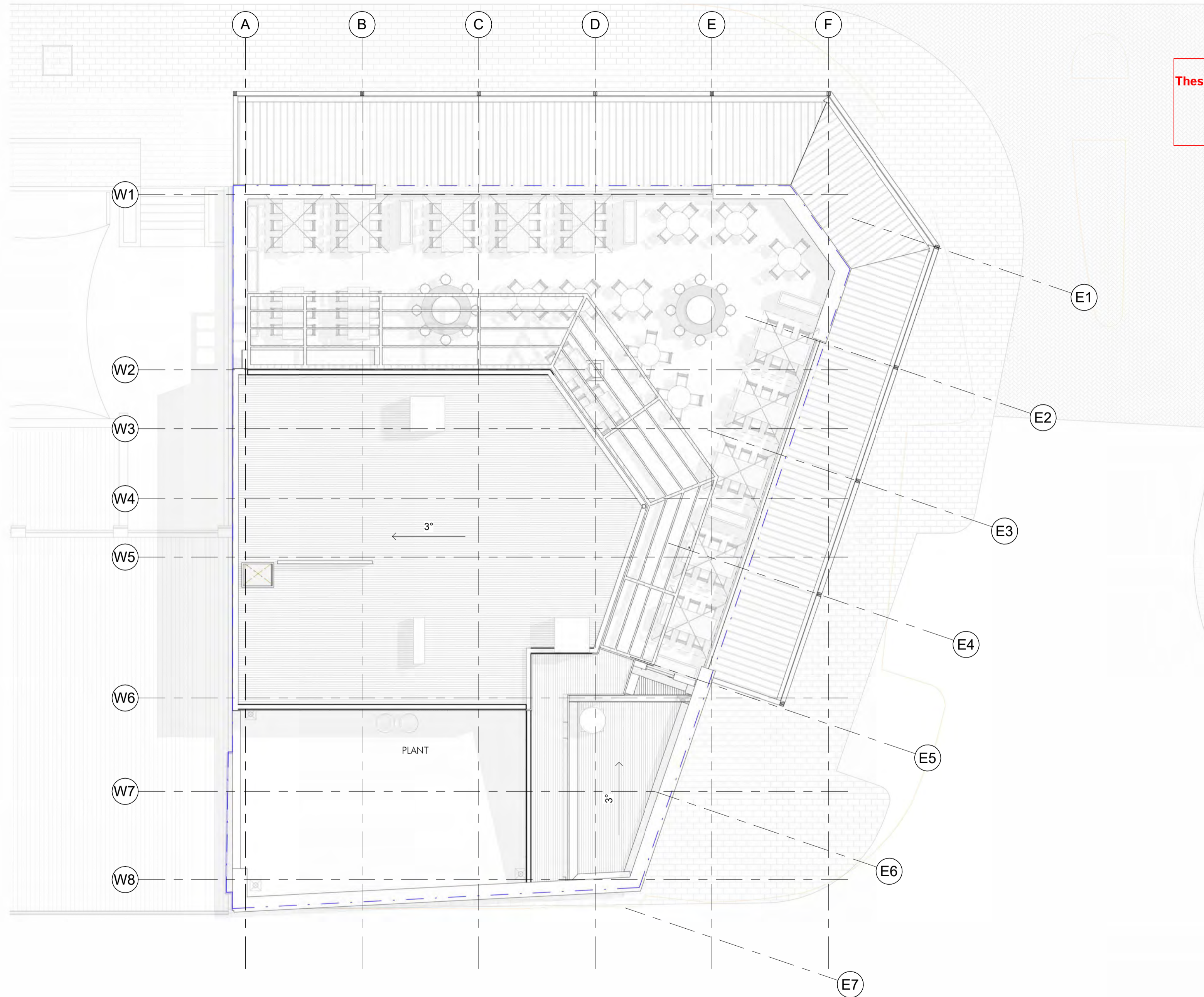
CITY OF FREMANTLE
 These Revised Plans Form Part of
VA0008/25
 30 July 2025



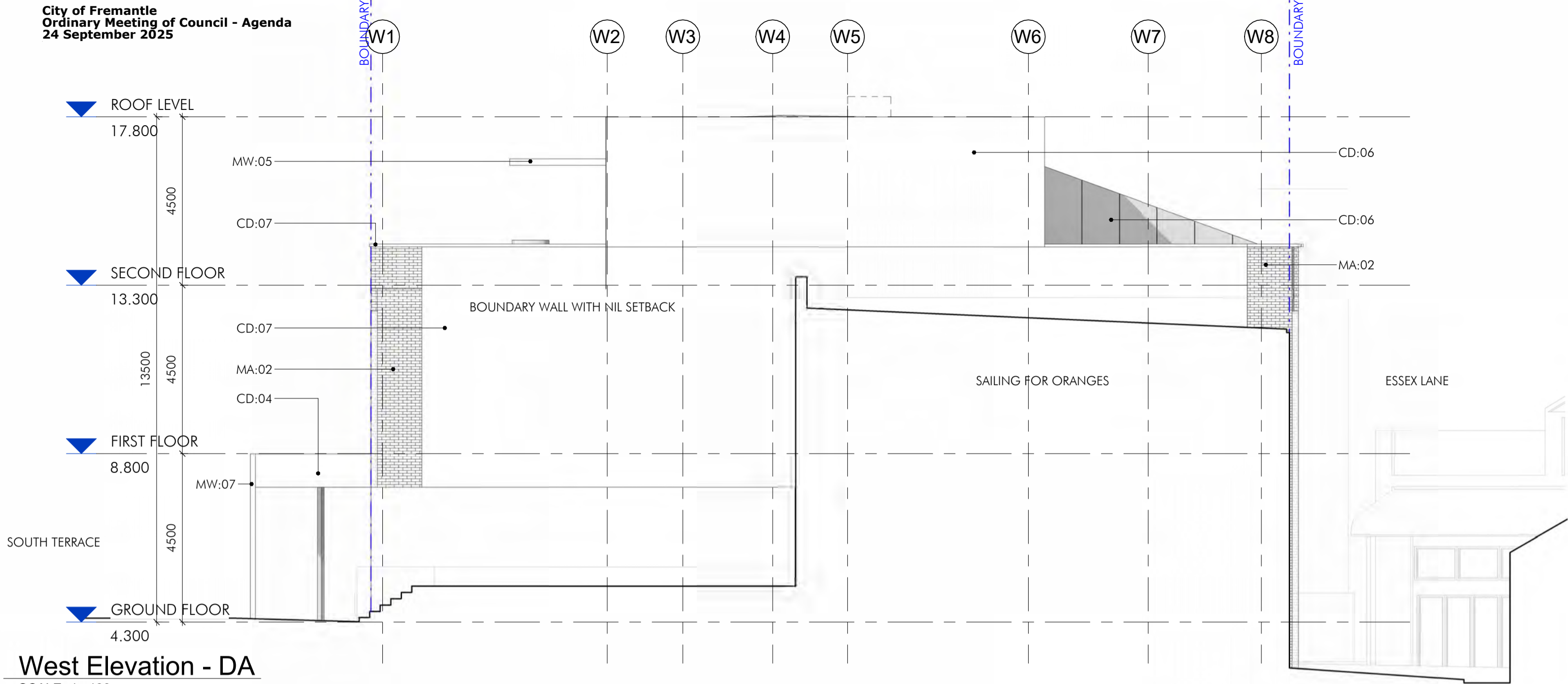
CITY OF FREMANTLE
 These Revised Plans Form Part of
VA0008/25
 30 July 2025



CITY OF FREMANTLE
These Revised Plans Form Part of
VA0008/25
30 July 2025



LEGEND		C2509-1.1 Amended Plans
CD:04	METAL CLADDING- BASALT MALT	<div style="border: 2px solid red; padding: 5px; color: red; font-weight: bold;"> CITY OF FREMANTLE These Revised Plans Form Part of V6008/25 30 July 2025 </div>
CD:06	PAINTED FC CLADDING - LIGHT BROWN	
CD:07	PAINTED/ RENDERED FINISH - MANOR RED	
CD:08	PAINTED/ RENDERED FINISH - CLASSIC BROWN	
DR:07	METAL ROLLER SHUTTER DOOR	
FM:03	GLASS BALUSTRADE	
GL:01	CLEAR WINDOW GLAZING	
GL:02	CLEAR WINDOW GLAZING	
MA:01	FACE BRICKWORK- RED	
MA:02	FACE BRICKWORK- CREAM	
MW:05	PROFILE ALUMINIUM FASCIA CAPPING	
MW:07	STRUCTURAL STEEL COLUMN	
MW:08	EXPANDED METAL SCREENING	



West Elevation - DA
SCALE 1 : 100



North Elevation -DA
SCALE 1 : 100

E7

E6

E5

E4

E3

E2

E1

LEGEND

C2509-1.1
Amended Plans

- CD:04 METAL CLADDING- BASALT MALT
- CD:06 PAINTED FC CLADDING - LIGHT BROWN
- CD:07 PAINTED/ RENDERED FINISH - MANOR RED
- CD:08 PAINTED/ RENDERED FINISH - CLASSIC BROWN
- DR:07 METAL ROLLER SHUTTER DOOR
- FM:03 GLASS BALUSTRADE
- GL:01 CITY OF FREMANTLE CLEAR WINDOW GLAZING
- GL:02 CITY OF FREMANTLE CLEAR WINDOW GLAZING
- MA:01 FACE BRICKWORK - RED
- MA:02 FACE BRICKWORK - CREAM
- MW:05 PROFILE ALUMINIUM FASCIA CAPPING
- MW:07 STRUCTURAL STEEL COLUMN
- MW:08 EXPANDED METAL SCREENING

CITY OF FREMANTLE
These Revised Plans Form Part of
V6 0008/25
30 July 2025



East Elevation - DA

SCALE 1 : 100

A

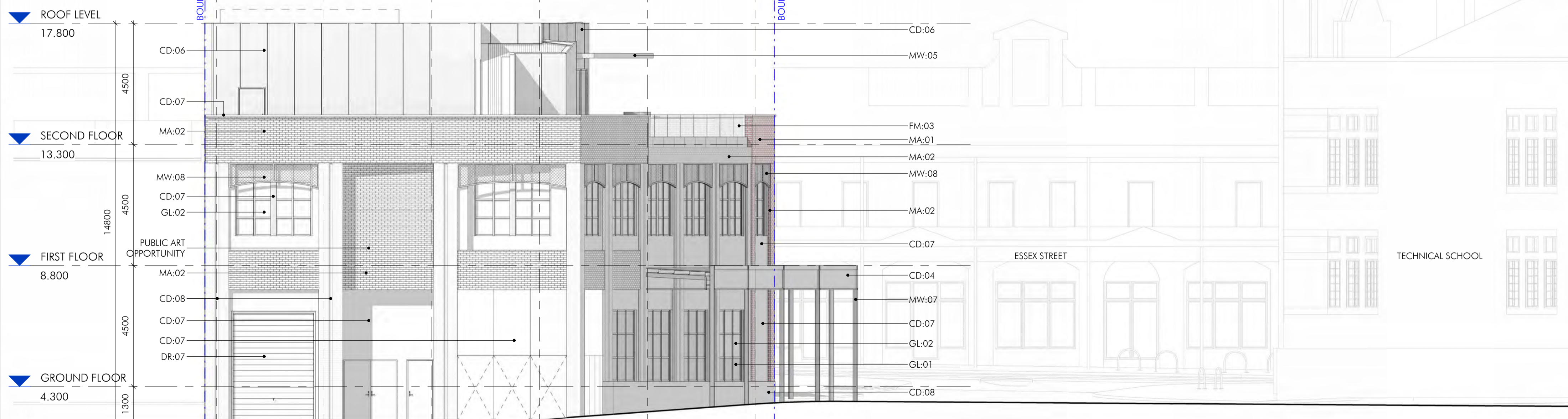
B

C

D

E

F



South Elevation - DA

SCALE 1 : 100

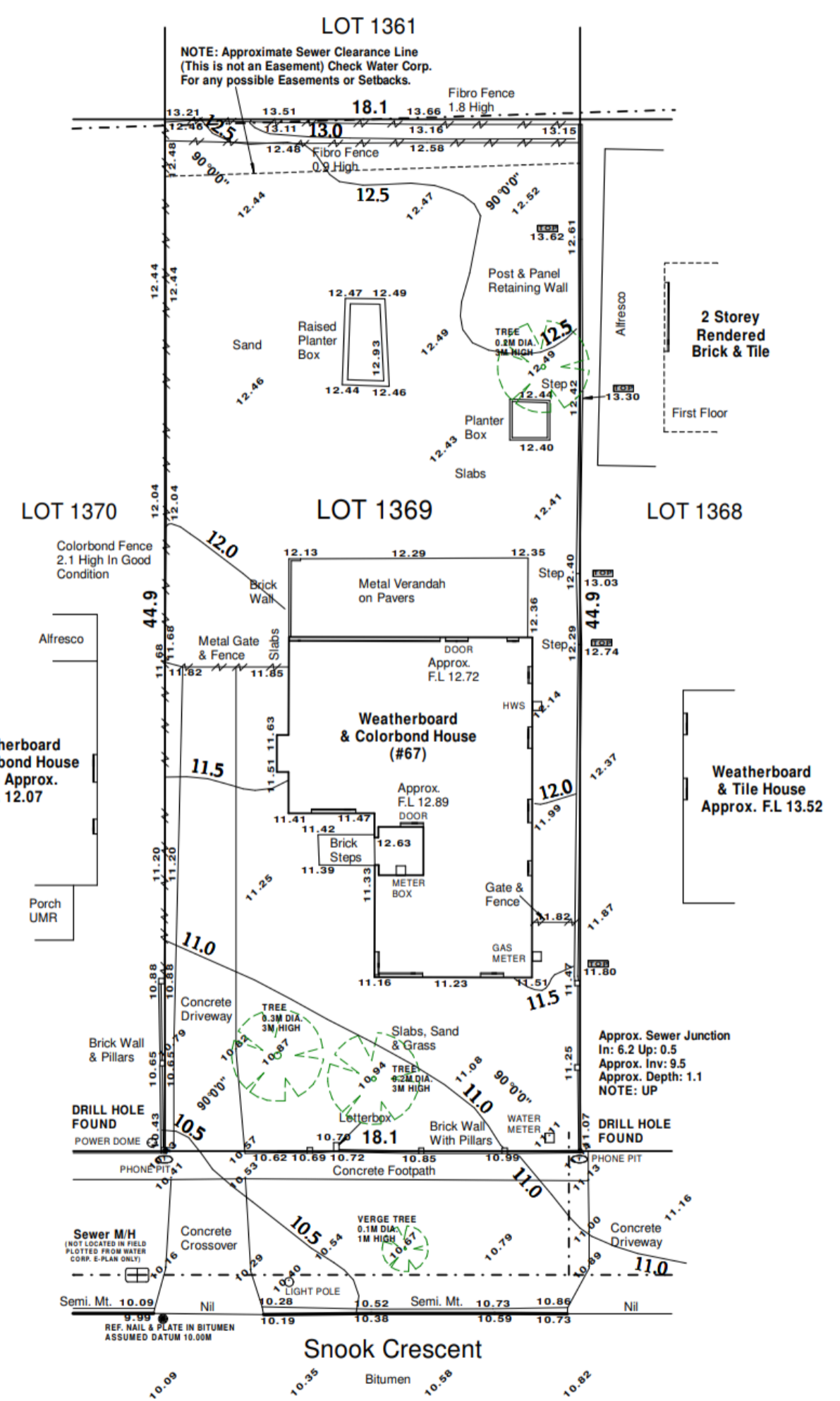
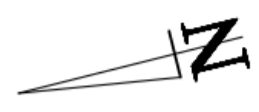
CITY OF FREMANTLE
 These Revised Plans Form Part of
VA0008/25
30 July 2025



North South DA Section
 SCALE 1 : 100

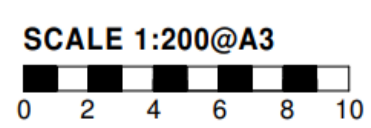
SC DRAFTING	
ABN: 48 365 708 393	
FEATURE SURVEY	
DRAWN: S.C	SURVEYOR: L.W.
EMAIL: scdraftingdesign@gmail.com	
JOB DETAILS	
JOB #	3335S
CLIENT	GUENTER SCHOENHOFF
LOT	1369
STREET	(#67) SNOOK CRESCENT
SUBURB	HILTON
LOCAL AUTH.	CITY OF FREMANTLE
PLAN	6340
VOL./FOLIO	1150/86
LOCATION	
MAP REF	346-L/7
DATE	30/09/24
MISCLOSE	0.000m
AREA	812m ²
COASTAL	NO
SERVICES	
ELEC.	U/GROUND
WATER	YES
SEWER	YES
GAS	YES (CHECK ALINTA)
PHONE	YES
F'PATH	CONCRETE
ROAD	BITUMEN
KERB	SEMI. MT.
DRAINAGE	GOOD
SOIL	SAND

WHITEHURST SURVEYS
 A.B.N 95 726 454 206
 P.O. BOX 3036 LESMURDIE W.A. 6076
 E-MAIL info@whitehurstsurveys.com.au
 MOBILE 0409 492 963



CITY OF FREMANTLE
 These Revised Plans Form Part of
DA0141/25
 14 July 2025

- ▲ **NOTE:**
PLEASE CHECK TITLE FOR EASEMENTS AND NOTIFICATIONS
- ▲ **NOTE:**
DUE TO LACK OF SURVEY MARKS / PEGS, ALL BUILDING OFFSETS, DIMENSIONS & FEATURES ARE POSITIONED FROM EXISTING PEGS / FENCES / WALLS WHICH MAY NOT BE ON THE CORRECT ALIGNMENT AND ARE TO BE VERIFIED WITH A REPEG CERTIFICATE.
- ▲ **NOTE:**
ALL SEWER DETAILS PLOTTED FROM WATER CORP. INFORMATION
- ▲ **NOTE:**
SC DRAFTING ACCEPTS NO RESPONSIBILITY FOR ANY ON SITE PHYSICAL CHANGES TO THE PARCEL OR PORTION OF THE PARCEL OF LAND SHOWN ON THIS SURVEY INCLUDING ADJOINING NEIGHBOURS LEVELS AND FEATURES THAT HAVE OCCURRED AFTER THE DATE ON THIS SURVEY.



SC DRAFTING

ABN: 48 365 708 393

FEATURE SURVEY

DRAWN: S.C SURVEYOR: L.W.

EMAIL: scdraftingdesign@gmail.com

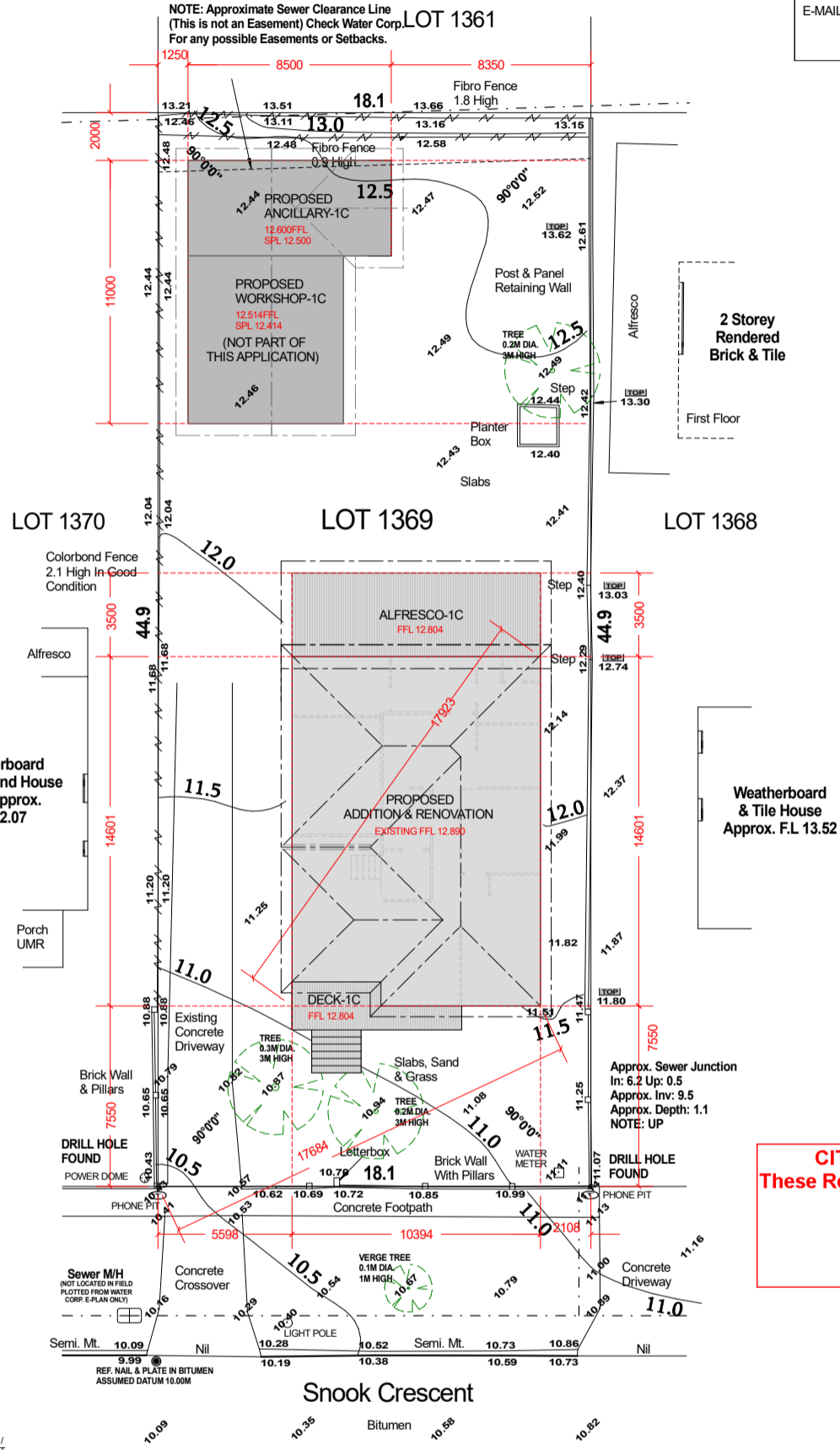
JOB DETAILS

JOB #	3335S
CLIENT	GUENTER SCHOENHOFF
LOT	1369
STREET	(#67) SNOOK CRESCENT
SUBURB	HILTON
LOCAL AUTH.	CITY OF FREMANTLE
PLAN	6340
VOL./FOLIO	1150/86
LOCATION	
MAP REF	346-L7
DATE	30/09/24
MISCLOSE	0.000m
AREA	812m ²
COASTAL	NO
SERVICES	
ELEC.	U/GROUND
WATER	YES
SEWER	YES
GAS	YES (CHECK ALINTA)
PHONE	YES
P'PATH	CONCRETE
ROAD	BITUMEN
KERB	SEMI. MT.
DRAINAGE	GOOD
SOIL	SAND

WHITEHURST SURVEYS

A.B.N 95 726 454 206
P.O. BOX 3036 LESMURDIE W.A. 6076
E-MAIL info@whitehurstsurveys.com.au
MOBILE 0409 492 963

NOTE: Approximate Sewer Clearance Line
(This is not an Easement) Check Water Corp.
For any possible Easements or Setbacks.



DRAWING NOTE
DRAWINGS ARE FOR PLANNING APPROVAL ONLY.
NOT FOR BUILDING APPROVAL OR CONSTRUCTION
PURPOSES

SITE COVERAGE NOTE
LOT AREA - 812m²
SITE COVERAGE ALLOWED - 406m² (50%)
SITE COVERAGE - 227.5m² (28%) (INCLUDING
ANCILLARY & WORKSHOP)

SITING NOTE
WHERE POSSIBLE SAND PAD SHALL BE TAPERED
DOWN APPROX. 300MM FROM 500MM OUTSIDE
BUILDING LINE TO ACCOMMODATE EXCESS SOIL
FROM FOOTINGS AND DRAINS.

STORMWATER NOTE
- STORMWATER TO BE COLLECTED AND RETAINED
ON SITE IN ACCORDANCE WITH COUNCIL
REQUIREMENTS
ALLOWED, LOCATIONS DETERMINE BY PLUMBER
- ALL SOAKWELLS INTERCONNECTED

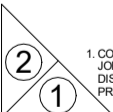
PLUMBER DRAINER NOTE
SOIL EXCAVATED NEAR SEWER LINES
SHALL BE COMPACTED TO ORIGINAL
LEVELS BACK INTO TRENCH

NOTE:
PLEASE CHECK TITLE FOR EASEMENTS AND NOTIFICATIONS

NOTE:
DUE TO LACK OF SURVEY MARKS / PEGS, ALL BUILDING OFFSETS,
DIMENSIONS & FEATURES ARE POSITIONED FROM EXISTING PEGS /
FENCES / WALLS WHICH MAY NOT BE ON THE CORRECT ALIGNMENT
AND ARE TO BE VERIFIED WITH A REPEG CERTIFICATE.

NOTE:
ALL SEWER DETAILS PLOTTED FROM WATER CORP. INFORMATION

NOTE:
SC DRAFTING ACCEPTS NO RESPONSIBILITY FOR ANY ON SITE PHYSICAL
CHANGES TO THE PARCEL OR PORTION OF THE PARCEL OF LAND SHOWN
ON THIS SURVEY INCLUDING ADJOINING NEIGHBOURS LEVELS AND
FEATURES THAT HAVE OCCURRED AFTER THE DATE OF THIS SURVEY.



- CONTRACTORS MUST VERIFY DIMENSIONS AT THE JOB BEFORE MAKING ANY SHOP DRAWING. REFER DISCREPANCIES TO THE BUILDER BEFORE PROCEEDING WITH WORK CONCERNED
- ALL DIMENSIONS STRICTLY TO TAKE PREFERENCE OVER SCALING
- UNLESS OTHERWISE INDICATED ALL WALL THICKNESSES ARE TO READ AS: EXTERNAL - 230 INTERNAL - 90
- RAINWATER DOWNPIPE (RWP) POSITIONS ARE INDICATIVE ONLY - ROOF PLUMBER SHALL DETERMINE FINAL POSITIONS ON SITE
- STEEL ROOF STRUCTURE IN ACCORDANCE WITH AUSTRALIAN STANDARDS
- SMOKE ALARM DEVICE/S SHALL BE INSTALLED TO:
- COMPLY WITH AS3786-2014 SMOKE ALARMS
- USING SCATTERED LIGHT, TRANSMITTED LIGHT OR IONISATION
- INTERCONNECTED AND HARDWIRED
- LOCATION OF THE SMOKE ALARM DEVICE/S SHALL BE AS SHOWN ON PLAN

CITY OF FREMANTLE
These Revised Plans Form Part of
DA0141/25
14 July 2025

1359 PROPOSED ADDITION FOR: SCHOENHOFF AT: #67 SNOOK CRES, HILTON

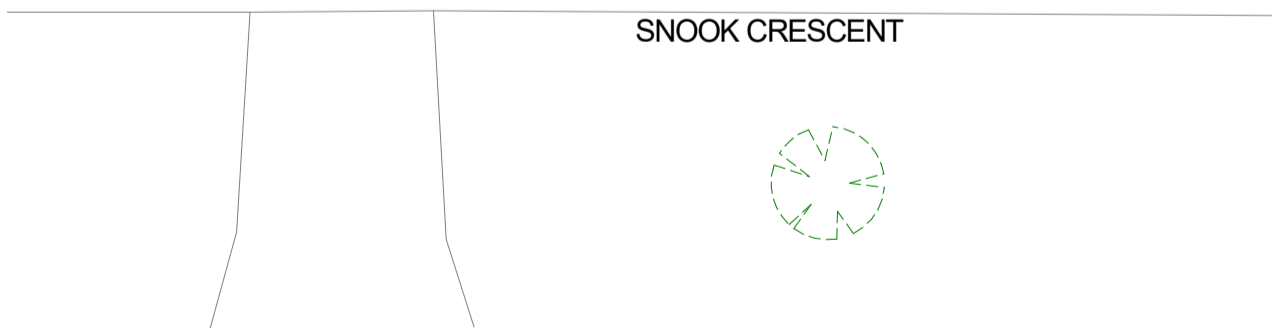
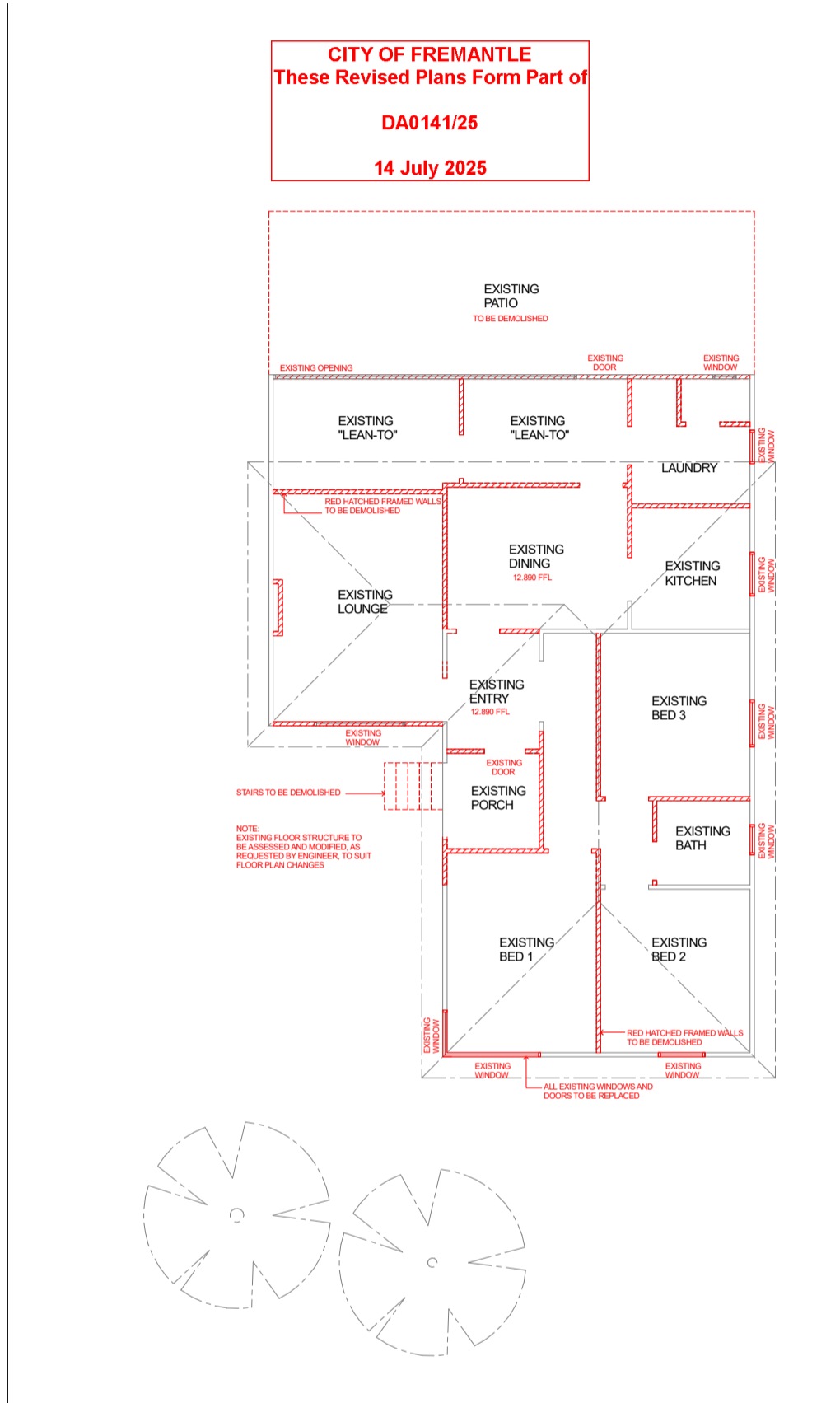
SITE PLAN	4 OF 5	EXISTING AREAS
DESIGN CONCEPT - 08/11/24		EXISTING HOUSE - 121.160m ²
DA DRAWINGS - 24/04/25		EXISTING PORCH - 4.22m ²
DA DRAWINGS REV 2 - 14/07/25		PROPOSED AREAS
		PROPOSED HOUSE - 148.04m ²
		PROPOSED ALFRESCO - 36.68m ²
		PROPOSED PORCH/DECK - 10.83m ²
		PROPOSED GARAGE/STUDIO - 79.50m ²

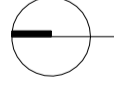
NOTES:
FRAMED FLOOR - TIMBER FRAMED FLOOR TO PROPOSED ADDITION TO BE DETERMINED BY ENGINEER WITH SUBFLOOR BULK INSULATION AND DRAFT PROTECTION
FRAMED WALLS - TIMBER STUD FRAMED WALLS. TO ENGINEERS DETAILS, WITH WEATHERWRAP, R2.0 BULK INSULATION, WEATHERBOARD EXTERNALLY AND PLASTERBOARD LINING INTERNALLY
ROOF STRUCTURE - TIMBER FRAMED PITCHED ROOF STRUCTURE (27 DEGREES) WITH COLORBOND, CUSTOM CRB PROFILE ROOF COVER, R4.0 BULK INSULATION AND ANTI-CON UNDER ROOF SHEETING

SCALE
1:200 ON A3
NORTH POINT

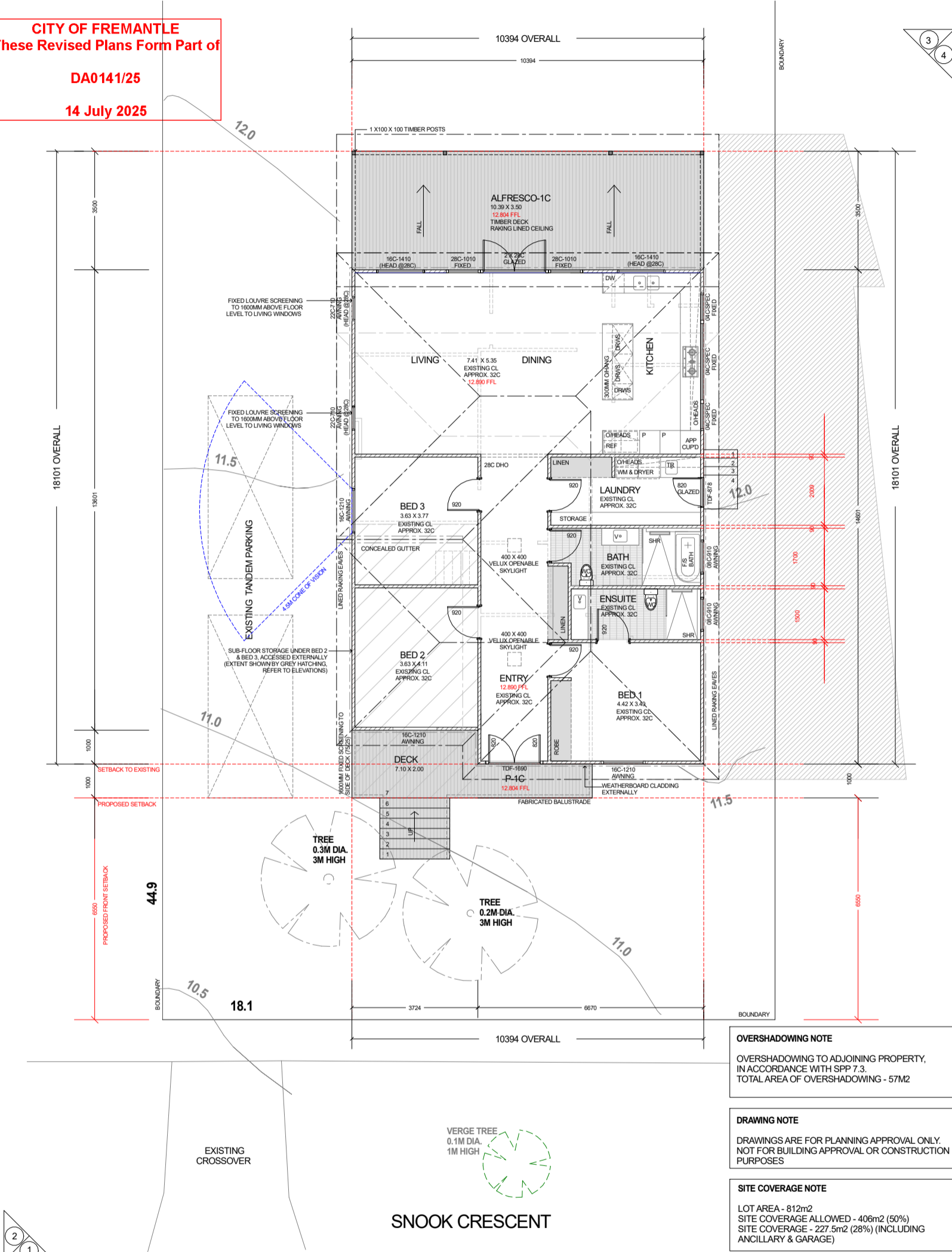


0409 271 839
A.MEDWIN@OUTLOOK.COM



1359 PROPOSED ADDITION FOR: SCHOENHOFF AT: #67 SNOOK CRES, HILTON																																
am. RESIDENTIAL DESIGN & DEVELOPMENT 0409 271 839 A.MEDWIN@OUTLOOK.COM	<table border="1"> <tr> <td>EXISTING FLOOR PLAN</td> <td>3 OF 5</td> <td>EXISTING AREAS</td> <td>NOTES:</td> </tr> <tr> <td>DESIGN CONCEPT - 06/11/24</td> <td></td> <td>EXISTING HOUSE - 121.160m²</td> <td rowspan="2"> FRAMED FLOOR - TIMBER FRAMED FLOOR TO PROPOSED ADDITION TO BE DETERMINED BY ENGINEER WITH SUBFLOOR BULK INSULATION AND DRAFT PROTECTION FRAMED WALLS - TIMBER STUD FRAMED WALLS, TO ENGINEERS DETAILS, WITH WEATHERWRAP, R2.0 BULK INSULATION, WEATHRBOARD EXTERNALLY AND PLASTERBOARD LINING INTERNALL ROOF STRUCTURE - TIMBER FRAMED PITCHED ROOF STRUCTURE (27 DEGREES) WITH COLORBOND, CUSTOM ORB PROFILE ROOF COVER, R4.0 BULK INSULATION AND ANTICON UNDER ROOF SHEETING </td> </tr> <tr> <td>DA DRAWINGS - 24/04/25</td> <td></td> <td>EXISTING PORCH - 4.22m²</td> </tr> <tr> <td>DA DRAWINGS REV 2 - 14/07/25</td> <td></td> <td>PROPOSED AREAS</td> <td></td> </tr> <tr> <td></td> <td></td> <td>PROPOSED HOUSE - 148.04m²</td> <td></td> </tr> <tr> <td></td> <td></td> <td>PROPOSED ALFRESCO - 36.68m²</td> <td></td> </tr> <tr> <td></td> <td></td> <td>PROPOSED PORCH/ DECK - 10.83m²</td> <td></td> </tr> <tr> <td></td> <td></td> <td>PROPOSED GARAGE/ STUDIO - 79.50m²</td> <td></td> </tr> </table>	EXISTING FLOOR PLAN	3 OF 5	EXISTING AREAS	NOTES:	DESIGN CONCEPT - 06/11/24		EXISTING HOUSE - 121.160m ²	FRAMED FLOOR - TIMBER FRAMED FLOOR TO PROPOSED ADDITION TO BE DETERMINED BY ENGINEER WITH SUBFLOOR BULK INSULATION AND DRAFT PROTECTION FRAMED WALLS - TIMBER STUD FRAMED WALLS, TO ENGINEERS DETAILS, WITH WEATHERWRAP, R2.0 BULK INSULATION, WEATHRBOARD EXTERNALLY AND PLASTERBOARD LINING INTERNALL ROOF STRUCTURE - TIMBER FRAMED PITCHED ROOF STRUCTURE (27 DEGREES) WITH COLORBOND, CUSTOM ORB PROFILE ROOF COVER, R4.0 BULK INSULATION AND ANTICON UNDER ROOF SHEETING	DA DRAWINGS - 24/04/25		EXISTING PORCH - 4.22m ²	DA DRAWINGS REV 2 - 14/07/25		PROPOSED AREAS				PROPOSED HOUSE - 148.04m ²				PROPOSED ALFRESCO - 36.68m ²				PROPOSED PORCH/ DECK - 10.83m ²				PROPOSED GARAGE/ STUDIO - 79.50m ²	
EXISTING FLOOR PLAN	3 OF 5	EXISTING AREAS	NOTES:																													
DESIGN CONCEPT - 06/11/24		EXISTING HOUSE - 121.160m ²	FRAMED FLOOR - TIMBER FRAMED FLOOR TO PROPOSED ADDITION TO BE DETERMINED BY ENGINEER WITH SUBFLOOR BULK INSULATION AND DRAFT PROTECTION FRAMED WALLS - TIMBER STUD FRAMED WALLS, TO ENGINEERS DETAILS, WITH WEATHERWRAP, R2.0 BULK INSULATION, WEATHRBOARD EXTERNALLY AND PLASTERBOARD LINING INTERNALL ROOF STRUCTURE - TIMBER FRAMED PITCHED ROOF STRUCTURE (27 DEGREES) WITH COLORBOND, CUSTOM ORB PROFILE ROOF COVER, R4.0 BULK INSULATION AND ANTICON UNDER ROOF SHEETING																													
DA DRAWINGS - 24/04/25		EXISTING PORCH - 4.22m ²																														
DA DRAWINGS REV 2 - 14/07/25		PROPOSED AREAS																														
		PROPOSED HOUSE - 148.04m ²																														
		PROPOSED ALFRESCO - 36.68m ²																														
		PROPOSED PORCH/ DECK - 10.83m ²																														
		PROPOSED GARAGE/ STUDIO - 79.50m ²																														
SCALE 1:200 ON A3  NORTH POINT																																

CITY OF FREMANTLE
These Revised Plans Form Part of
DA0141/25
14 July 2025



OVERSHADOWING NOTE
OVERSHADOWING TO ADJOINING PROPERTY,
IN ACCORDANCE WITH SPP 7.3.
TOTAL AREA OF OVERSHADOWING - 57M2

DRAWING NOTE
DRAWINGS ARE FOR PLANNING APPROVAL ONLY.
NOT FOR BUILDING APPROVAL OR CONSTRUCTION
PURPOSES

SITE COVERAGE NOTE
LOT AREA - 812m2
SITE COVERAGE ALLOWED - 406m2 (50%)
SITE COVERAGE - 227.5m2 (28%) (INCLUDING
ANCILLARY & GARAGE)

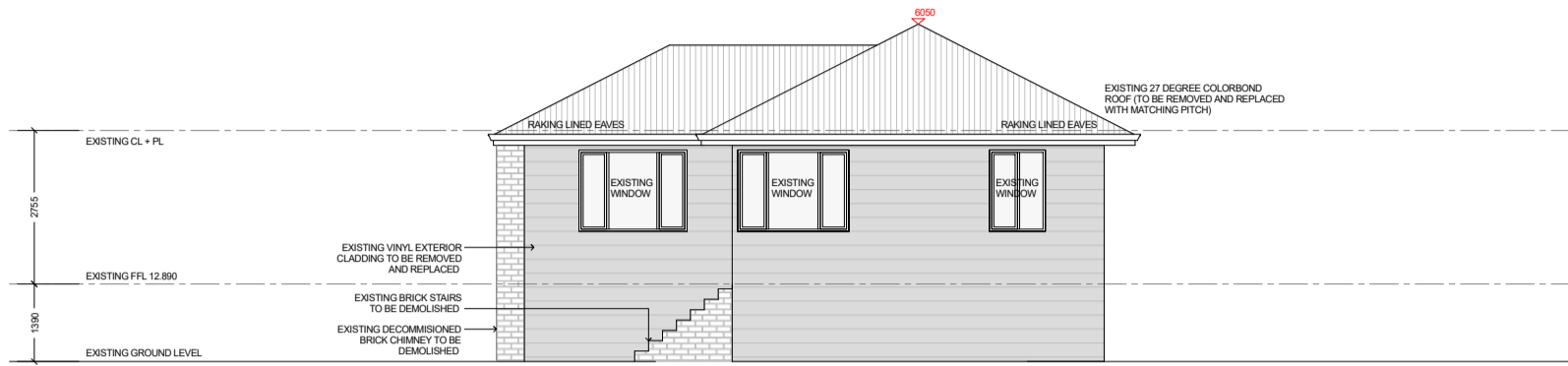
1359 PROPOSED ADDITION FOR: SCHOENHOFF AT: #67 SNOOK CRES, HILTON



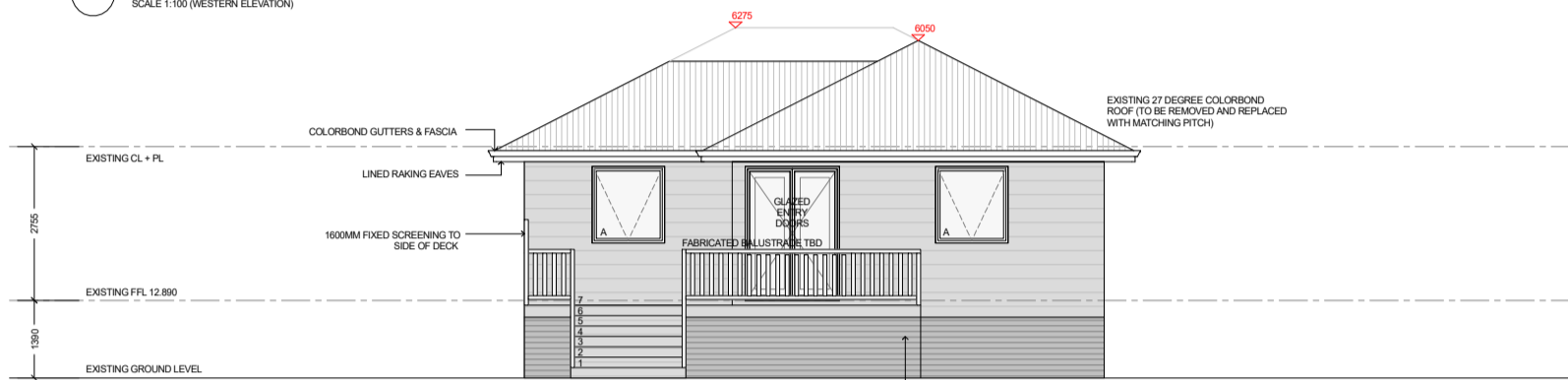
GROUND FLOOR PLAN		1 OF 5	EXISTING AREAS
DESIGN CONCEPT - 06/11/24			EXISTING HOUSE - 121.160m2
DA DRAWINGS - 24/04/25			EXISTING PORCH - 4.22m2
DA DRAWINGS REV 2 - 14/07/25			PROPOSED AREAS
			PROPOSED HOUSE - 148.04m2
			PROPOSED ALFRESCO - 36.68m2
			PROPOSED PORCH/ DECK - 10.83m2
			PROPOSED GARAGE/ STUDIO - 79.50m2

NOTES:
FRAMED FLOOR - TIMBER FRAMED FLOOR TO PROPOSED ADDITION TO BE DETERMINED BY ENGINEER WITH SUBFLOOR BULK INSULATION AND DRAFT PROTECTION
FRAMED WALLS - TIMBER STUD FRAMED WALLS, TO ENGINEERS DETAILS, WITH WEATHERWRAP, R2.0 BULK INSULATION, WEATHERBOARD EXTERNALLY AND PLASTERBOARD LINING INTERNALLY
ROOF STRUCTURE - TIMBER FRAMED PITCHED ROOF STRUCTURE (27 DEGREES) WITH COLORBOND, CUSTOM ORB PROFILE ROOF COVER, R4.0 BULK INSULATION AND ANTICON UNDER ROOF SHEETING

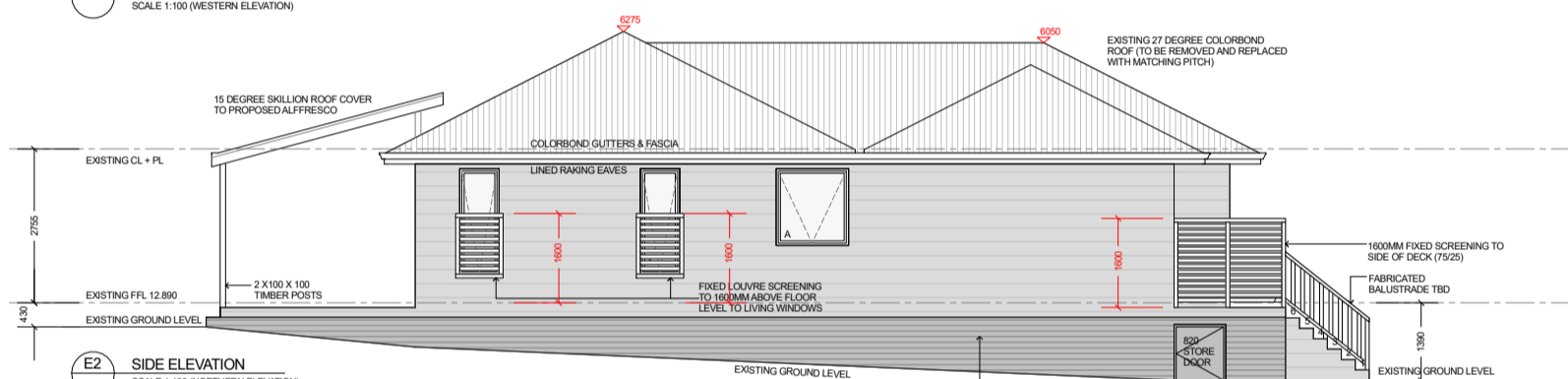
SCALE
1: 200 ON A3



E1 EXISTING FRONT ELEVATION
SCALE 1:100 (WESTERN ELEVATION)

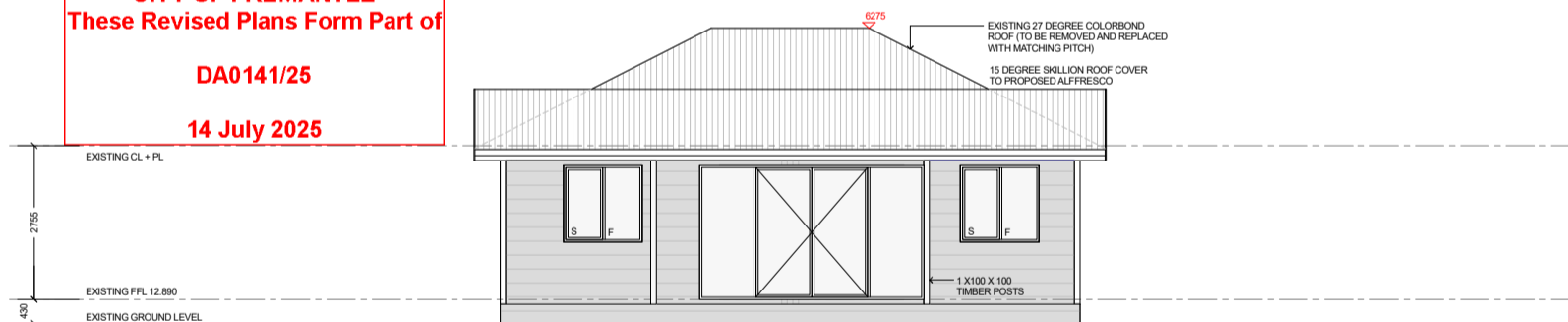


E1 FRONT ELEVATION
SCALE 1:100 (WESTERN ELEVATION)



E2 SIDE ELEVATION
SCALE 1:100 (NORTHERN ELEVATION)

CITY OF FREMANTLE
 These Revised Plans Form Part of
DA0141/25
14 July 2025



E3 REAR ELEVATION
SCALE 1:100 (EASTERN ELEVATION)



E4 SIDE ELEVATION
SCALE 1:100 (SOUTHERN ELEVATION)

1359 PROPOSED ADDITION FOR: SCHOENHOFF AT: #67 SNOOK CRES, HILTON



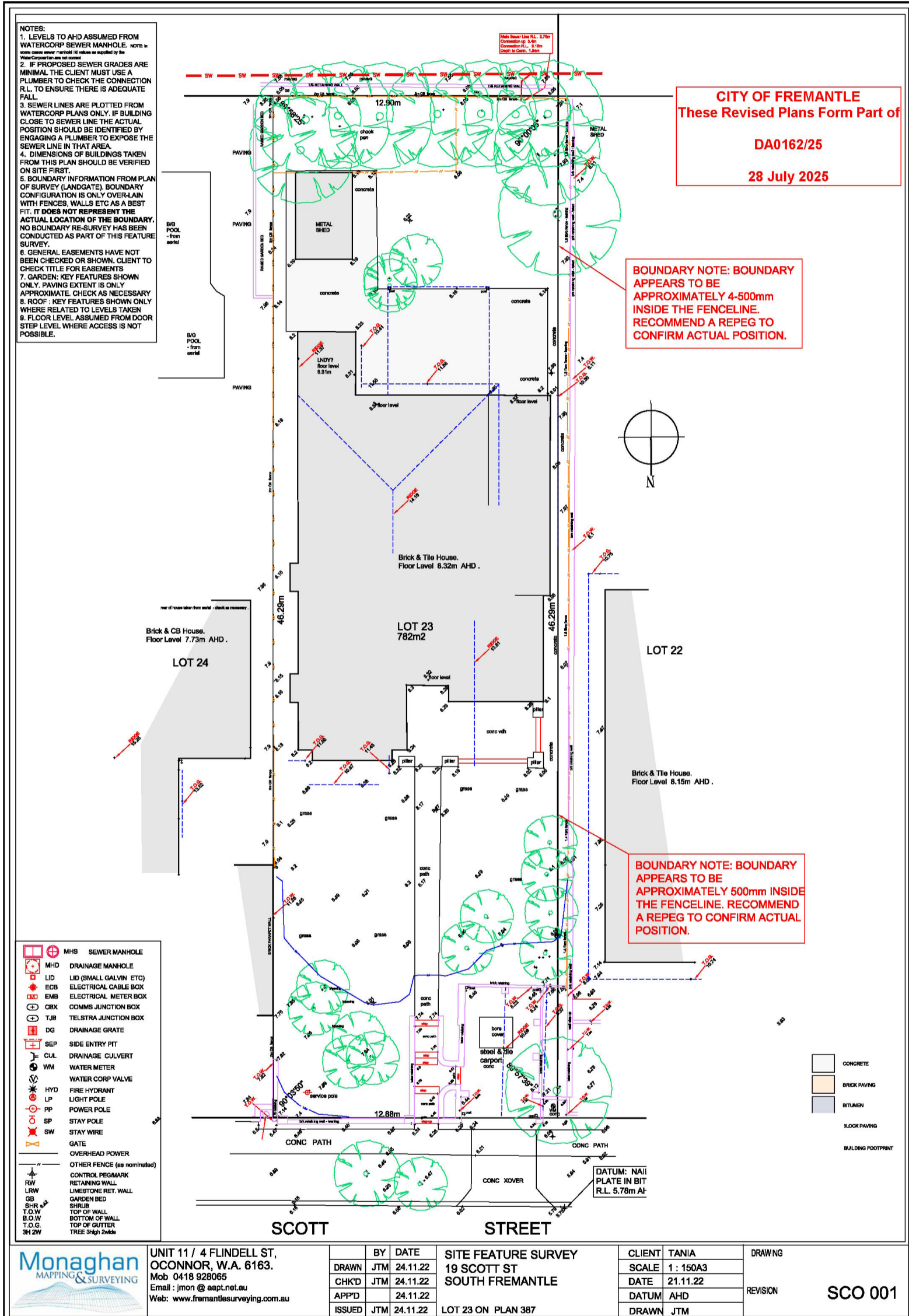
0409 271 839
A.MEDWIN@OUTLOOK.COM

ELEVATIONS	2 OF 5	EXISTING AREAS
DESIGN CONCEPT - 06/11/24		EXISTING HOUSE - 121.160m ²
DA DRAWINGS - 24/04/25		EXISTING PORCH - 4.22m ²
DA DRAWINGS REV 2 - 14/07/25		PROPOSED AREAS
		PROPOSED HOUSE - 148.04m ²
		PROPOSED ALFRESCO - 36.68m ²
		PROPOSED PORCH/ DECK - 10.83m ²
		PROPOSED GARAGE/ STUDIO - 79.50m ²

NOTES:
FRAMED FLOOR - TIMBER FRAMED FLOOR TO PROPOSED ADDITION TO BE DETERMINED BY ENGINEER WITH SUBFLOOR BULK INSULATION AND DRAFT PROTECTION
FRAMED WALLS - TIMBER STUD FRAMED WALLS, TO ENGINEERS DETAILS, WITH WEATHERWRAP, R2.0 BULK INSULATION, WEATHERBOARD EXTERNALLY AND PLASTERBOARD LINING INTERNALLY
ROOF STRUCTURE - TIMBER FRAMED PITCHED ROOF STRUCTURE (27 DEGREES) WITH COLORBOND, CUSTOM ORB PROFILE ROOF COVER, R4.0 BULK INSULATION AND ANTICON UNDER ROOF SHEETING

SCALE
1: 200 ON A3

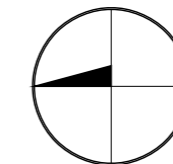
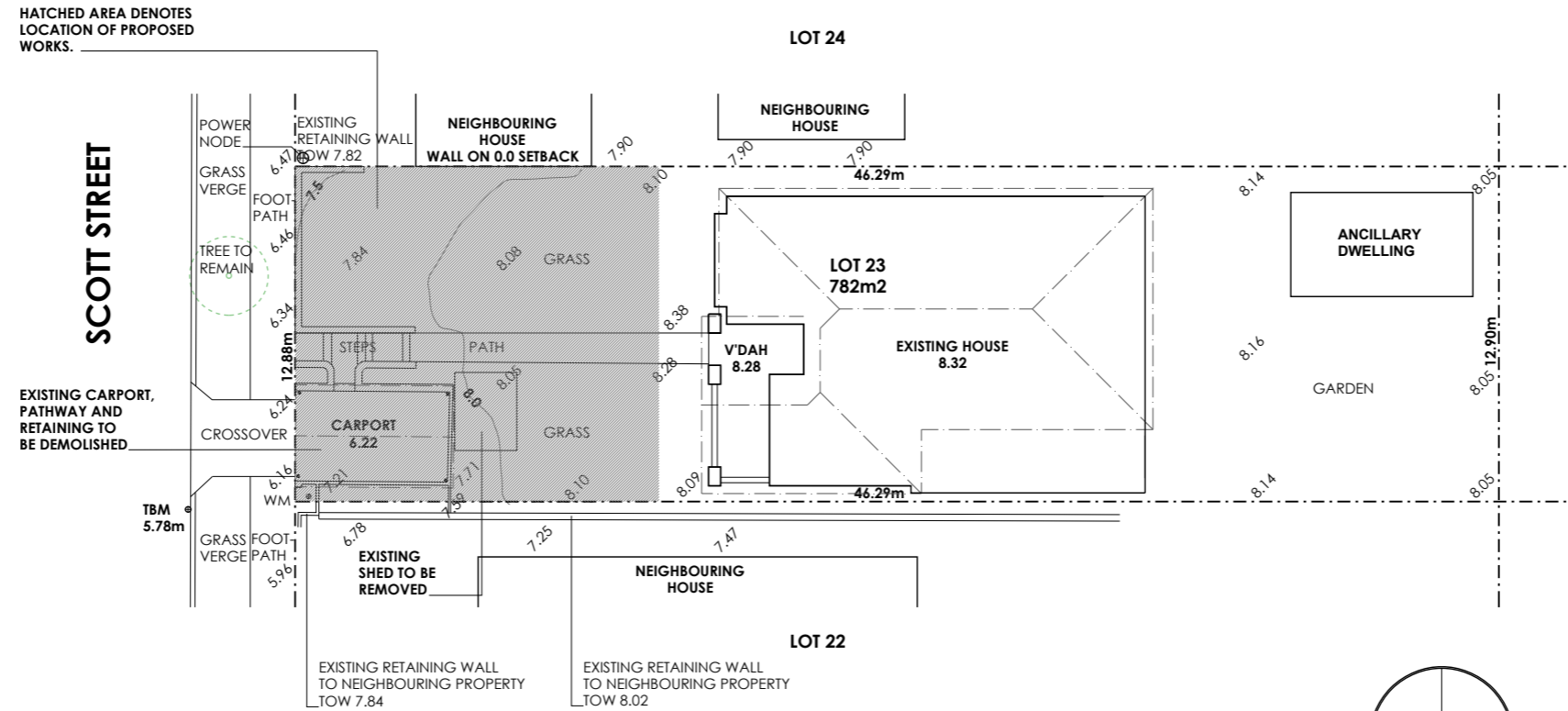




CITY OF FREMANTLE
 These Revised Plans Form Part of

DA0162/25

28 July 2025

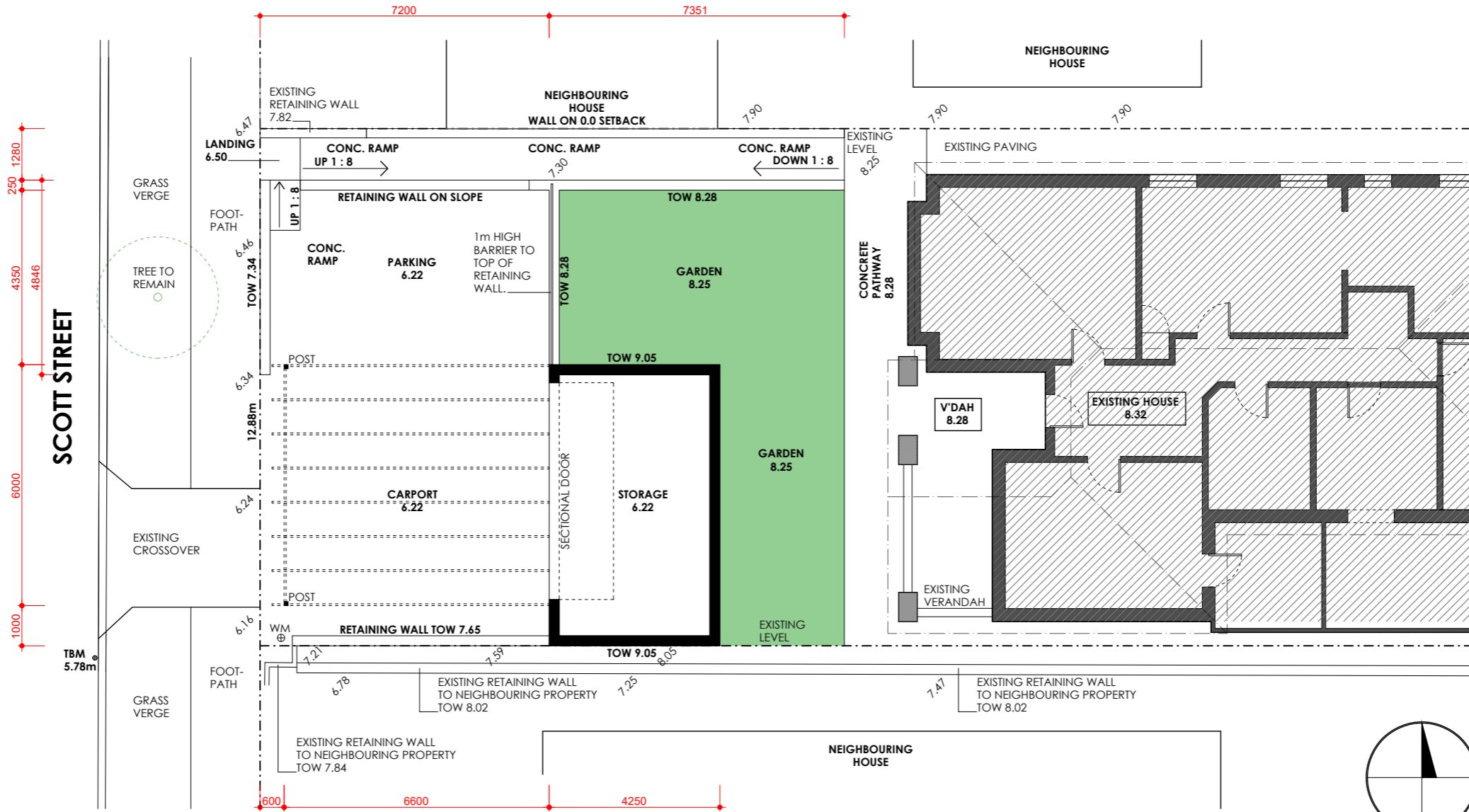


NORTH
SITE PLAN
1 : 200

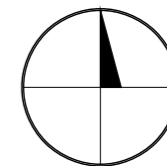

Wild DESIGN
 www.wilddesignoffice.com
 nick@wilddesignoffice.com
 0400 178 753
 13 AGNES STREET
 BEACONSFIELD

PROJECT TITLE-	LOCATION-	PROJECT DESCRIPTION	PROJECT No.	DRAWING TITLE-	No.	ISSUED	DATE	DRAWING No-
SCOTT STREET RESIDENCE	19 SCOTT STREET SOUTH FREMANTLE	PROPOSED CARPORT/ LANDSCAPING		W_021 SITE PLAN				A01
				ISSUED FOR-				
			D.A.	PAGE No-				
				1 of 5				

USE FIGURED DIMENSIONS AT ALL TIMES. DO NOT SCALE OFF DRAWINGS. ALL DIMENSIONS AND LEVELS TO BE CHECKED BY CONTRACTOR PRIOR TO COMMENCING. IF DISCREPANCIES ARE FOUND, NOTIFY DESIGN OFFICE PRIOR TO COMMENCING. THIS DESIGN REMAINS THE COPYRIGHT OF WILD DESIGN AND CANNOT BE COPIED WITHOUT PERMISSION.

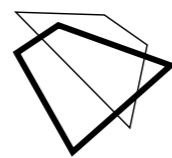


CITY OF FREMANTLE
 These Revised Plans Form Part of
DA0162/25
 28 July 2025



NORTH

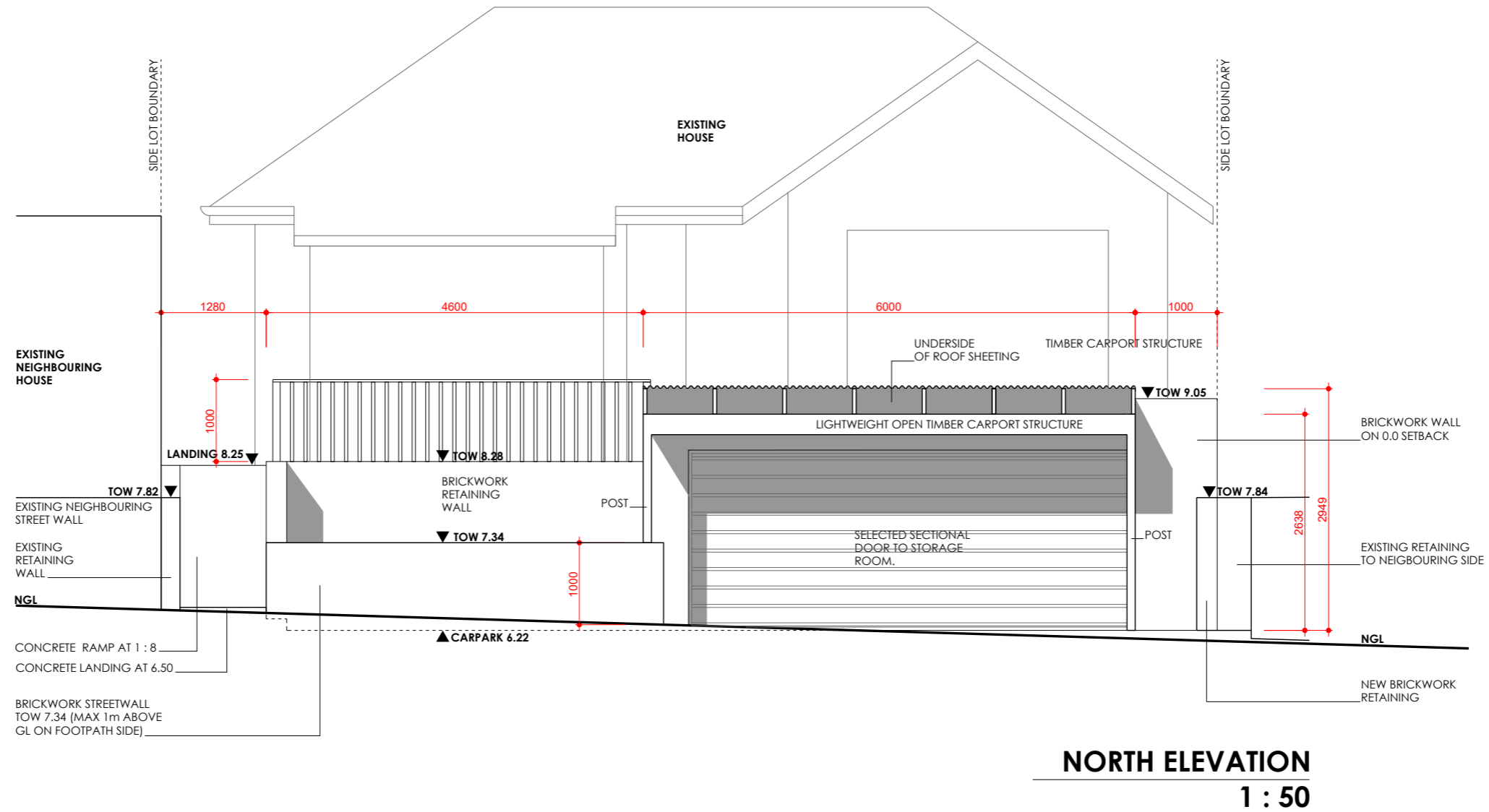
PROPOSED PLAN
1 : 100



Wild DESIGN
 www.wilddesignoffice.com
 nick@wilddesignoffice.com
 0400 178 753
 13 AGNES STREET
 BEACONSFIELD

PROJECT TITLE-	LOCATION-	PROJECT DESCRIPTION	PROJECT No.	DRAWING TITLE-	No.	ISSUED	DATE	DRAWING No-
SCOTT STREET RESIDENCE	19 SCOTT STREET SOUTH FREMANTLE	PROPOSED CARPORT/ LANDSCAPING	D.A.	W_021 ISSUED FOR- PAGE No-	PLAN			A02
					2 of 5			

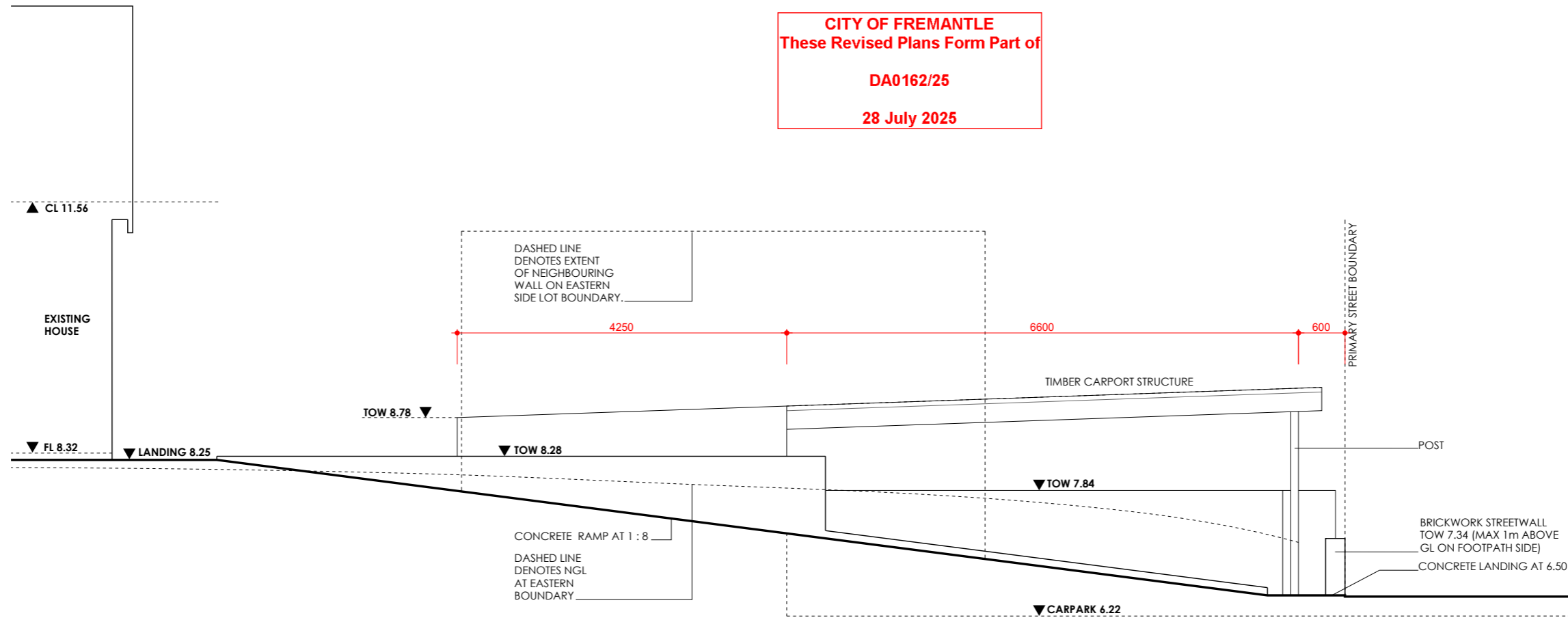
USE FIGURED DIMENSIONS AT ALL TIMES. DO NOT SCALE OFF DRAWINGS. ALL DIMENSIONS AND LEVELS TO BE CHECKED BY CONTRACTOR PRIOR TO COMMENCING. IF DISCREPANCIES ARE FOUND, NOTIFY DESIGN OFFICE PRIOR TO COMMENCING. THIS DESIGN REMAINS THE COPYRIGHT OF WILD DESIGN AND CANNOT BE COPIED WITHOUT PERMISSION.



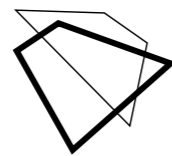
CITY OF FREMANTLE
 These Revised Plans Form Part of
DA0162/25
28 July 2025



PROJECT TITLE-	LOCATION-	PROJECT DESCRIPTION	PROJECT No.	DRAWING TITLE-	No.	ISSUED	DATE	DRAWING No-	USE FIGURED DIMENSIONS AT ALL TIMES. DO NOT SCALE OFF DRAWINGS. ALL DIMENSIONS AND LEVELS TO BE CHECKED BY CONTRACTOR PRIOR TO COMMENCING. IF DISCREPANCIES ARE FOUND, NOTIFY DESIGN OFFICE PRIOR TO COMMENCING. THIS DESIGN REMAINS THE COPYRIGHT OF WILD DESIGN AND CANNOT BE COPIED WITHOUT PERMISSION.
SCOTT STREET RESIDENCE	19 SCOTT STREET SOUTH FREMANTLE	PROPOSED CARPORT/LANDSCAPING	D.A.	W_021 ELEVATION				A03	
				ISSUED FOR- PAGE No-					



EAST ELEVATION
1 : 50



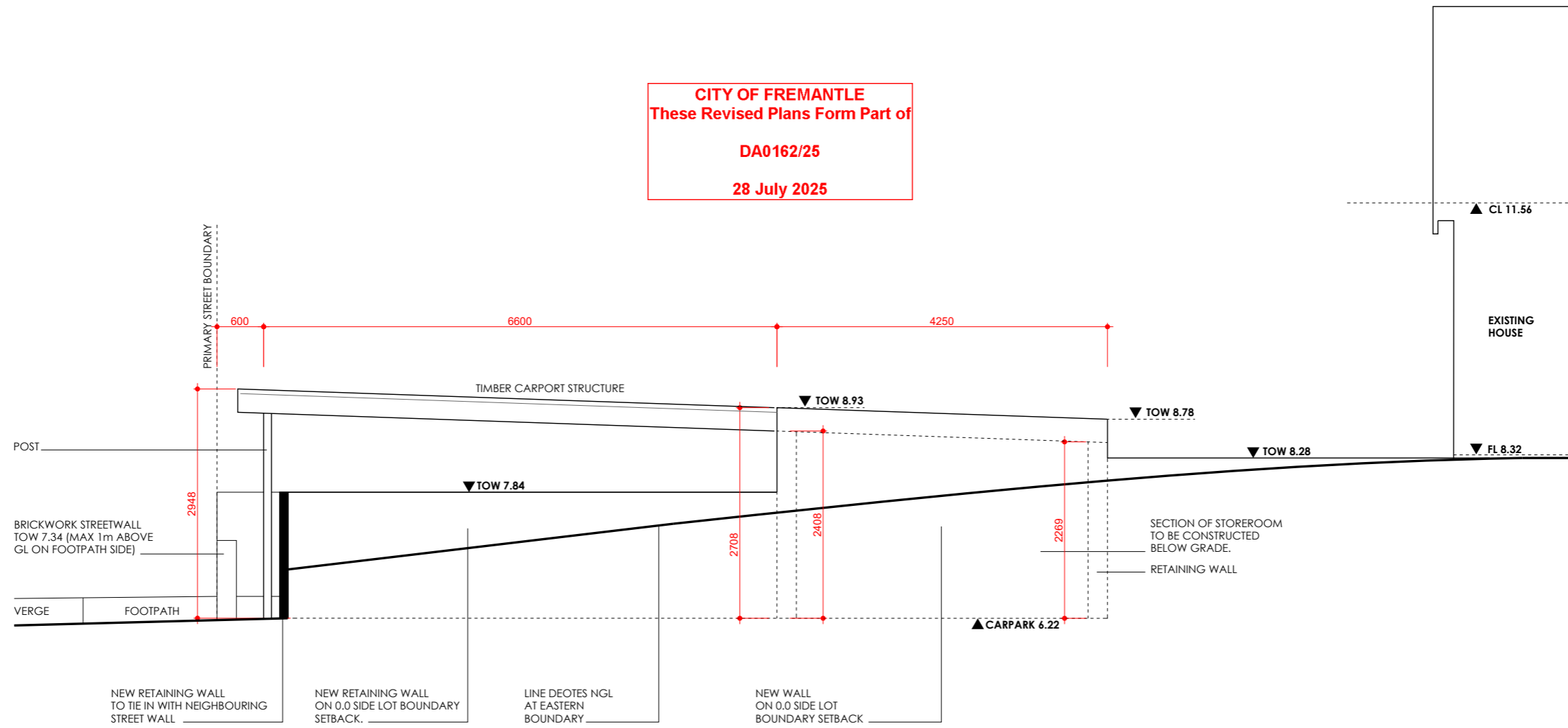
WILD DESIGN

www.wilddesignoffice.com
 nick@wilddesignoffice.com
 0400 178 753
 13 AGNES STREET
 BEACONSFIELD

PROJECT TITLE-	LOCATION-	PROJECT DESCRIPTION	PROJECT No.	DRAWING TITLE-	No.	ISSUED	DATE	DRAWING No-
SCOTT STREET RESIDENCE	19 SCOTT STREET SOUTH FREMANTLE	PROPOSED CARPORT/LANDSCAPING	D.A.	W_021 ELEVATION				A04
				ISSUED FOR- PAGE No-				

USE FIGURED DIMENSIONS AT ALL TIMES. DO NOT SCALE OFF DRAWINGS. ALL DIMENSIONS AND LEVELS TO BE CHECKED BY CONTRACTOR PRIOR TO COMMENCING. IF DISCREPANCIES ARE FOUND, NOTIFY DESIGN OFFICE PRIOR TO COMMENCING. THIS DESIGN REMAINS THE COPYRIGHT OF WILD DESIGN AND CANNOT BE COPIED WITHOUT PERMISSION.

CITY OF FREMANTLE
 These Revised Plans Form Part of
 DA0162/25
 28 July 2025



WEST ELEVATION
 1 : 50



PROJECT TITLE-	LOCATION-	PROJECT DESCRIPTION	PROJECT No.	DRAWING TITLE-	No.	ISSUED	DATE	DRAWING No-
SCOTT STREET RESIDENCE	19 SCOTT STREET SOUTH FREMANTLE	PROPOSED CARPORT/ LANDSCAPING	D.A.	W_021 ELEVATION				A05
				ISSUED FOR- PAGE No-				
					5 of 5			

USE FIGURED DIMENSIONS AT ALL TIMES. DO NOT SCALE OFF DRAWINGS. ALL DIMENSIONS AND LEVELS TO BE CHECKED BY CONTRACTOR PRIOR TO COMMENCING. IF DISCREPANCIES ARE FOUND, NOTIFY DESIGN OFFICE PRIOR TO COMMENCING. THIS DESIGN REMAINS THE COPYRIGHT OF WILD DESIGN AND CANNOT BE COPIED WITHOUT PERMISSION.

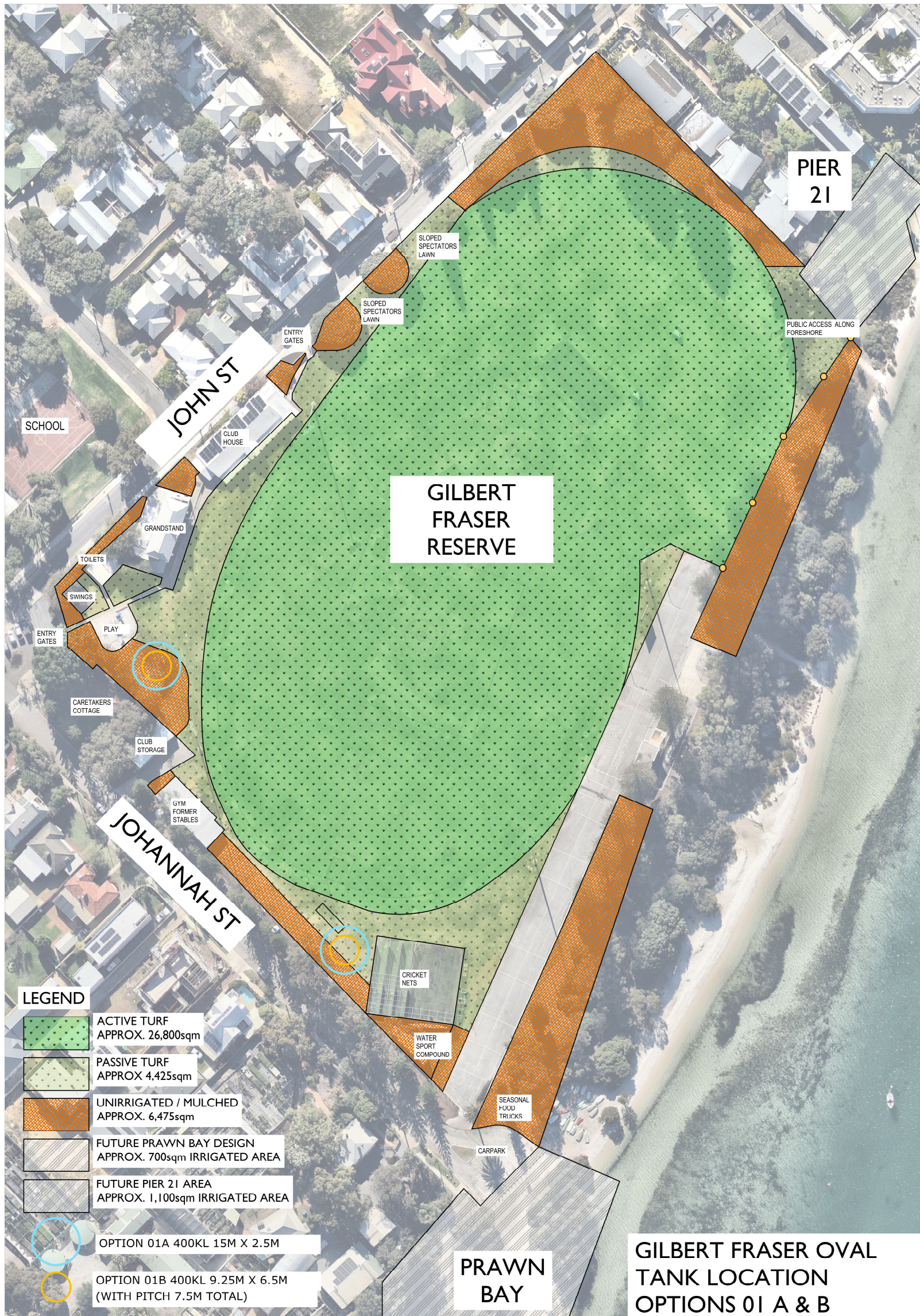
1. HINES ROAD, UNIT 7, NO.22 (LOT 17), O'CONNOR – PARTIAL CHANGE OF USE TO PRIVATE RECREATION - (LG DA0202/25)
2. PASSENGER TERMINAL (LOT 51), FREMANTLE – EXTERNAL FIXTURE (SOLAR PANELS) ADDITIONS TO EXISTING OFFICE- (JL DA0230/25)
3. ESSEX STREET, NO. 1 (LOT 153), FREMANTLE - EXTERNAL STRUCTURAL WORKS TO EXISTING OFFICE BUILDING – (JD DA0216/25)
4. SOLOMON STREET, NO. 4/118 (STRATA LOT 4), FREMANTLE – PATIO ADDITION TO EXISTING GROUPED DWELLING - (LG DA0237/25)
5. O'REILLY CLOSE, NOS. 4A-4H (LOT 43), 2 (LOT 78), 1-5 (LOT 45) AND CAESAR STREET, NOS. 2A-2D (LOT 77), BEACONSFIELD - DEMOLITION OF GROUPED DWELLINGS (JL DA0231/25)
6. JEAN STREET, NO. 12 (LOT 109 & 507), BEACONSFIELD - TWO STOREY SINGLE HOUSE – (JD DA0192/25)
7. HOPE STREET, 104A (LOT 2), WHITE GUM VALLEY – CARPORT ADDITION TO EXISTING SINGLE HOUSE - (CR DA0106/25)
8. PATON PLACE, NO.6 (LOT 309), SAMSON – OUTBUILDING ADDITION TO EXISTING SINGLE HOUSE - (CR DA0177/26)
9. BURT STREET, NO 19-21 (LOT 1873), FREMANTLE – TEMPORARY APPROVAL FOR SIGNAGE (JL DA0218/25)
10. ADELAIDE STREET, NO36-38 (LOT 52), FREMANTLE – ADDITIONS AND ALTERATIONS TO EXISTING OFFICE - (LG DA0240/25)
11. PAKENHAM STREET, NO. 26 (LOT 123), FREMANTLE – STRUCTURAL REMEDIATION AND CONSERVATION WORKS TO EXISTING BUILDING - (JL DA0238/25)
12. ARUNDEL STREET, NO. 1 (LOT 5 & 3), FREMANTLE - UNAUTHORISED DECK & FENCE ADDITIONS TO EXISTING HOUSE – (JD DA0186/25)
13. MULBERRY FARM LANE, NO.8 (LOT 2), WHITE GUM VALLEY – CARPORT ADDITION TO EXISTING GROUPED DWELLING - (CR DA0194/25)
14. WINTERFOLD ROAD, NO. 54 (LOT 265), SAMSON - ANCILLARY DWELLING ADDITION TO SINGLE HOUSE (JD DA0105/24)
15. BOWEN STREET, NO. 3/47 (LOT 3), O'CONNOR – DETACHED STAFFROOM ADDITION TO EXISTING INDUSTRIAL BUILDING – (JD DA0241/25)
16. ELIZABETH STREET, NO.4 (LOT 32), WHITE GUM VALLEY – ALTERATIONS TO EXISTING SINGLE HOUSE AND AN ANCILLARY DWELLING ADDITION (JL DA0242/25)
17. LEWIS COURT, NO.1 (LOT 567), SAMSON – UNAUTHORISED PATIO ADDITION TO EXISTING SINGLE HOUSE - (CR DA0214/25)
18. COLLUCK, NO.30 (LOT 2035), HILTON – TWO STOREY GROUPED DWELLING - (CR DA0134/25)
19. PAKENHAM STREET, NO. 18/33, FREMANTLE – ADDITIONS AND ALTERATIONS TO EXISTING MULTIPLE DWELLING - (ED DA0197/25)
20. HULBERT STREET, NO. 29 (LOT 83), SOUTH FREMANTLE – PATIO ADDITION TO EXISTING SINGLE HOUSE - (ED DA0208/25)
21. KNUTSFORD STREET, NO. 8/76 (LOT 40), FREMANTLE – ENCLOSED AWNING ADDITION TO EXISTING TAVERN - (ED DA0215/25)

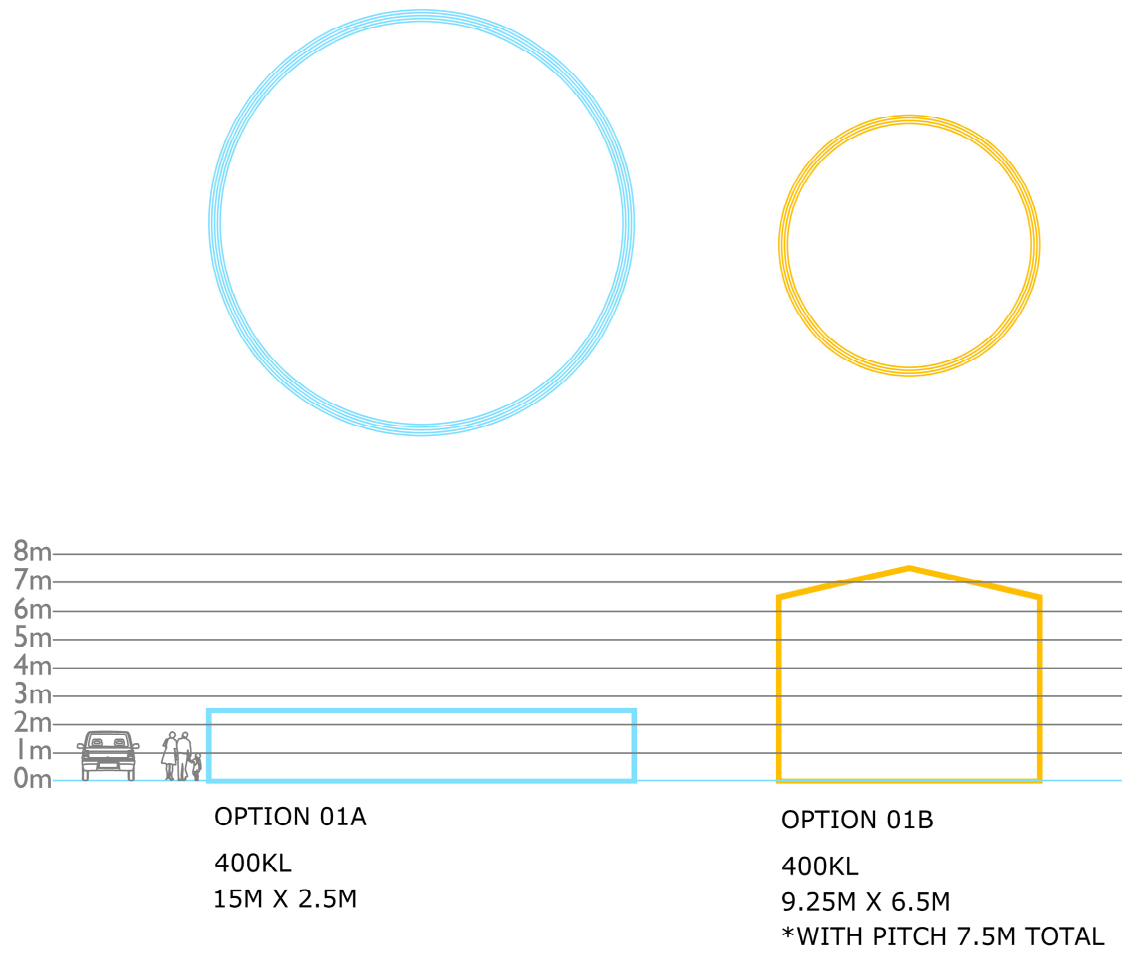
24 September 2025

22. PAKENHAM STREET, NO.1-23/50 (STRATA LOTS 1-19), FREMANTLE – BALCONY BLINDS ADDITION TO EXISTING MULTIPLE DWELLINGS - (LG DA0233/25)
23. DAVIES STREET, NO. 13 (LOT 2), BEACONSFIELD - RETAINING WALL, POOL & POOL FENCE ADDITION TO EXISTING SINGLE HOUSE – (JD DA0201/25)
24. ZETA CRESCENT, NO.5/10 (LOT 5), O’CONNOR – PATIO ADDITION TO EXISTING BUILDING - (CR DA0249/25)
25. SOUTH STREET, NO.239 (LOT 1), BEACONSFIELD – PARTIAL DEMOLITION AND ADDITIONS TO EXISTING GROUPED DWELLING - (CR DA0205/25)
26. TAYLOR STREET, NO.13 (LOT 8), WHITE GUM VALEY- REAR ADDITIONS AND ALTERATIONS TO EXISTING SINGLE HOUSE - (CR DA0229/25)
27. SOUTH STREET, NO.114 (LOT 1), FREMANTLE – TWO (2) LOT SURVEY STRATA SUBDIVISION - (JL WAPC880-25)
28. CANTONMENT STREET, NO. 28 (LOT 10), FREMANTLE – TEMPORARY APPROVAL FOR UNAUTHORISED CAR PARK (JL DA0132/25)
29. TYDEMAN ROAD, LOT 34 (LOT 3), NORTH FREMANTLE – VARIATION TO PREVIOUS PLANNING APPROVAL (TEMPORARY APPROVAL FOR UNAUTHORISED SEA CONTAINER ADDITION - DA0394/24) (JL VA0018/25)
30. BADHAM CLOSE, NO.2 (LOT 15), BEACONSFIELD – VARIATION TO PREVIOUS PLANNING APPROVAL (ADDITIONS TO EXISTING SINGLE HOUSE - DA0358/23) (JL VA0019/25)
31. SOUTH TERRACE, NO.140 (LOT 123), FREMANTLE – UNAUTHORISED INTERNAL ADDITIONS TO EXISTING SHOP - (LG DA0263/25)
32. HAMPTON ROAD, NO1-30/219 (LOT 303), SOUTH FREMANTLE – ADDITIONS AND ALTERATIONS TO EXISTING SHOP - (LG DA0259/25)
33. 23 HERBERT STREET, NO.23 (LOT 24), NORTH FREMANTLE –FENCE ADDITIONS AND ALTERATIONS TO EXISTING SINGLE HOUSE - (CR DA0223/25)
34. SOLOMON STREET, NO. 133 (LOT 18) BEACONSFIELD (VARIATION TO DA0109/18) (JL VA0020/25)
35. CHESTER STREET, NO.4 (LOT 60), SOUTH FREMANTLE – REAR ADDITIONS AND ALTERATIONS TO EXISTING SINGLE HOUSE - (CR DA0250/25)
36. SOUTH TERRACE, NO.273 (LOT 30), SOUTH FREMANTLE – REMOVAL OF EXTERNAL RENDER FROM EXISTING BUILDING - (LG DA0271/25)
37. YORK STREET, NO.61B (LOT 2), BEACONSFIELD – SINGLE STOREY GROUPED DWELLING - (CR DA0209/25)
38. 19 SOWDEN DRIVE, NO.19 (LOT 311), SAMSON – SECOND STOREY ADDITIONS AND ALTERATIONS TO EXISTING SINGLE HOUSE - (CR DA0253/25)
39. NICHOLAS CRESCENT, 14 (STRATA LOT 1), HILTON – ADDITIONS AND ALTERATIONS TO EXISTING SINGLE HOUSE - (JL DA0217/25)
40. VICTORIA QUAY (LOT 51), FREMANTLE – INTERNAL ALTERATIONS TO EXISTING (VICTORIA QUAY WORKSHOP) BUILDING (JL DA0278/25)
41. CANTONMENT STREET, NO. 28 (LOT 10), FREMANTLE – PARTIAL CHANGE OF USE TO MOTOR VEHICLE WASH AND BIN STORAGE ADDITION TO EXISTING CAR PARK (JL DA0289/25)
42. BURNS STREET, NO.16 (STRATA LOT 3), NORTH FREMANTLE – PATIO ADDITION TO EXISTING GROUPED DWELLING - (LG DA0291/25)

24 September 2025

43. CHADWICK STREET, NO.15 (LOT 13), HILTON – ALTERATIONS AND ADDITIONS TO EXISTING SINGLE HOUSE - (CR DA0226/25)
44. TRAFFORD STREET, NO.8 (LOT 13), BEACONSFIELD – SECOND STOREY ADDITIONS AND ALTERATIONS TO EXISTING SINGLE HOUSE - (LG DA0243/25)
45. LEFROY ROAD, NO. 64 (LOT 26), BEACONSFIELD – ADDITIONS AND ALTERATIONS TO EXISTING SINGLE HOUSE (JL DA0255/25)
46. FIFTH AVENUE, NO.28 (LOT 17), BEACONSFIELD – ANCILLARY DWELLING TO EXISTING SINGLE HOUSE - (CR DA0273/25)
47. COLLUCK STREET, NO.55 (LOT 100), HILTON – POOL AND FENCE ADDITION TO EXISTING SINGLE HOUSE - (CR DA0277/25)
48. PAKENHAM STREET, NO.3/56 AND NO.4/56 (STRATA LOT 19 AND LOT 20), FREMANTLE – CHANGE OF USE TO MULTIPLE DWELLING AND INTERNAL ALTERATIONS TO EXISTING BUILDING - (CR DA0235/25 AND DA0236/25)





GILBERT FRASER OVAL
TANK LOCATION
OPTIONS 01 A & B

RE: [SEC=OFFICIAL] 2023 Job 3948 Beaconsfield Tafe Road name query



Elly Carradus <elly.carradus@mngsurvey.com.au>
To: Kerry Wood
Cc: Naomi Edwards

Reply Reply All Forward [Share] [More]

Wed 2/07/2025 5:00 PM

This sender elly.carradus@mngsurvey.com.au is from outside your organization.
You replied to this message on 3/07/2025 8:54 AM.



Hi Kerry,

On behalf of the developer of the old Beaconsfield Tafe, I wish to apply for the following:

Theme: Knowledge and Wisdom

New Names

- Observation Drive
- Explore Lane
- Insight Lane
- Maven Lane
- Veritas Lane
- Enrich Lane
- Athena Lane

Back up Names

- Mentor Lane
- Stencil Lane
- Verve Lane

Please find attached the relevant documentation to support this application:

- Marked up road name allocation plan
- Proposed Road Name Table

Once approved by Council, could you please pass on this application for Geographic Name Team for their final approval?

Please let me know if you need anything further.

Thanks Kerry!

Kind Regards,

Elly Carradus
Project Assistant

MNG Ref:

Attached File/s:
MNG Transmittal:



Perth | Brisbane | Melbourne | Sydney | Broome | South West WA

McMullen Nolan Group Pty Ltd

elly.carradus@mngsurvey.com.au

+61 8 6436 1520

08 6436 1599

Level 4, 48 Barry Marshall Parade, Murdoch WA 6150

PO Box 124, Bull Creek WA 6149

www.mngsurvey.com.au

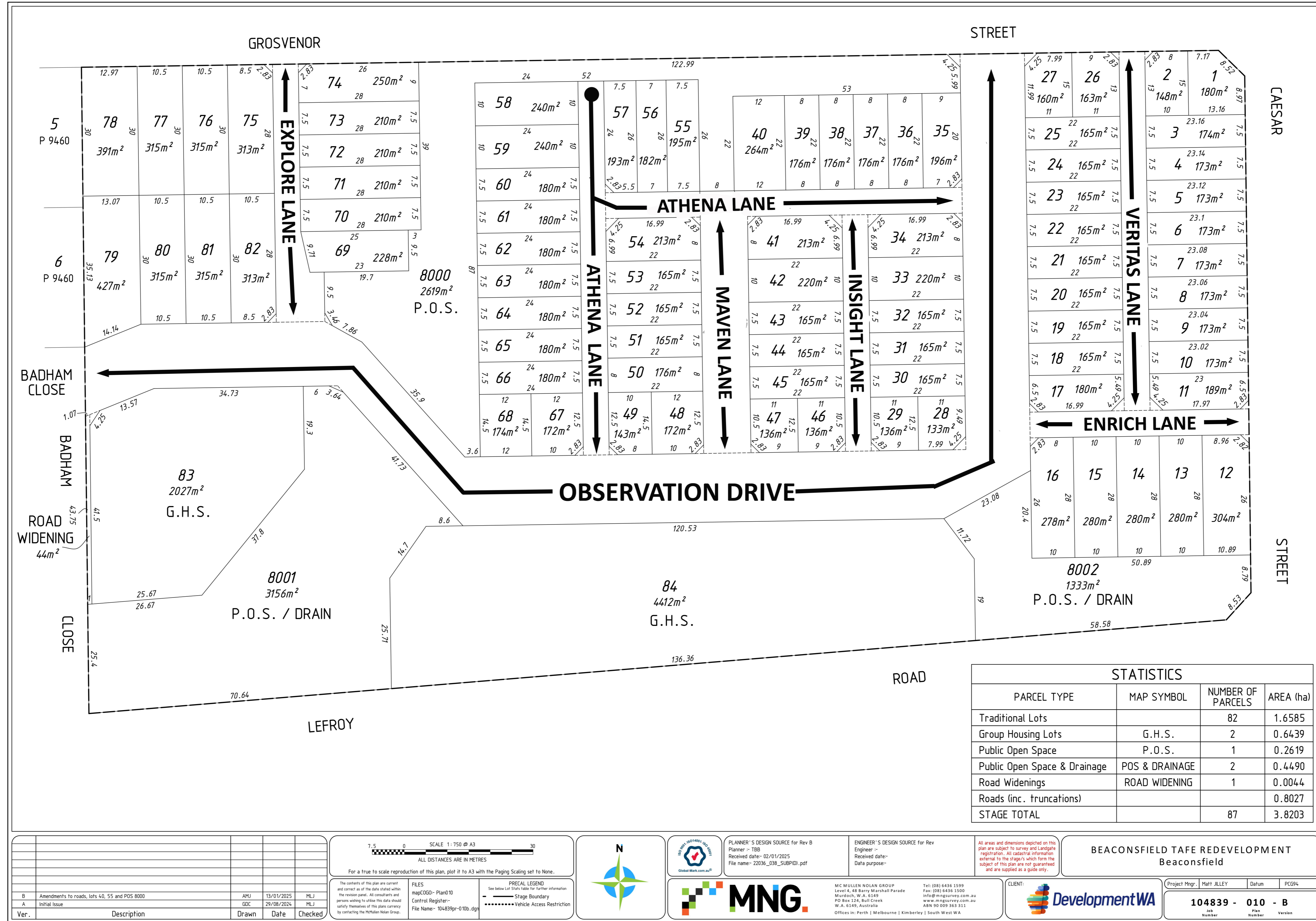


On 1 July 2024, LandPartners joined MNG on their journey to being the nation's leaders in integrated land survey and spatial solutions.



At MNG we acknowledge Aboriginal and Torres Strait Islander peoples as the Traditional Custodians of this land and honour their continued connection to land, sea, culture, and community. MNG respects and embraces the deep knowledge of lands and waterways held by Aboriginal and Torres Strait Islander peoples and pay our respects to Elders past and present.

Challenger TAFE, Beaconsfield - Suggested Road Name List			
Theme: Knowledge and Wisdom			
Proposed Name	Proposed Suffix	Background/origin/meaning/justification	Source of info
Observation	Drive	Observation in the natural sciences is an act or instance of noticing or perceiving and the acquisition of information from a primary source.	Observation - Wikipedia
Explore	Lane	To think about, talk about, or study something, or to experience it, in order to find out more about it	EXPLORE English meaning - Cambridge Dictionary
Insight	Lane	(The ability to have) a clear, deep, and sometimes sudden understanding of a complicated problem or situation	INSIGHT English meaning - Cambridge Dictionary
Maven	Lane	one who is experienced or knowledgeable	MAVEN Definition & Meaning - Merriam-Webster
Veritas	Lane	Latin for "truth."	Veritas Aequitas Meaning Translations by Dictionary.com
Enrich	Lane	to improve the quality of something by adding something else	ENRICH English meaning - Cambridge Dictionary
Athena	Lane	Athena is an ancient Greek goddess associated with wisdom, warfare, and handicraft who was later syncretized with the Roman goddess Minerva	Athena - Wikipedia
Proposed Backup Name		Background/origin/meaning/justification	Source of info
Mentor		A mentor is someone who teaches or gives help and advice to a less experienced and often younger person. In an organizational setting, a mentor influences the personal and professional growth of a mentee.	Mentorship - Wikipedia
Stencil		A stencil is a piece of paper, plastic, or metal which has a design cut out of it.	STENCIL definition and meaning Collins English Dictionary
Verve		enthusiasm or vigor, as in literary or artistic work; spirit:	VERVE Definition & Meaning Dictionary.com



City of Fremantle Road Names Register

All names are checked for suitability with the Landgate Geographic Names Committee (GNC) on-line form for preliminary approval. Names require Council (FPOL) and Ministers approval for use as a road name. **Last Landgate check for Preliminary approval was 02/09/2025**

Fremantle Women	
RUDEFORTH	Fanny Rose Rudeforth (1885 - 1982), was better known as Sister Alice, devoted her life to helping the sick and disadvantaged. With her sister, Elsie, she took over the Methodist church in Gingin when the minister was called to the war in 1916. She joined the Fremantle Methodist Mission in 1923 working as a Sister of the People. Thirteen years later she set up her own non-denominational mission, visiting women working in brothels, prisoners at Fremantle, patients in hospital and aged homes including people she described as "the sad people on the river at Green Place". She was made a Member of the order of the British Empire (MBE) in 1952 for social welfare service in Western Australia
MULLALLY	Carmel Mullally (1933 – 2022) 89yrs, owned the weather board cottage at 28 Bayly Street, North Fremantle. Ms Mullally's Cottage stands alone, surrounded by the Fremantle Ports (FP) operations. Ms Mullally resisted the State Government, FP and developers offers to purchase the property since the 1960's. Finally, the cottage was listed in 2007 on the City of Fremantle Heritage Register. The property was sold to the Fremantle Ports after Ms Mullally passed away with the Heritage value of the weather board cottage and its unique location preserved.
MCPHERSON	Margaret Ann McPherson (1933-2014), was born in Fremantle and lived with her family in the house built in 1904 by her Grandfather in Thompson Road, North Fremantle. Margaret McPherson attended school at North Fremantle Primary and Princess May School for Girls before starting nursing in 1951 at Fremantle Hospital. She worked as a staff nurse at Fremantle hospital in 1955 and continued nursing for over 36 years in various hospitals. Upon retirement in 1986 Margaret was working as a clinical nurse specialist at Fremantle Hospital. Margaret then took up academic history and graduated with an arts degree from Murdoch University and wrote her book " <i>Within Limestone Walls</i> ", a social history of the Fremantle Lunatic Asylum. In 2001 Margaret was recognized for her volunteer work at the Fremantle Prison accessioning the Prison's vast collection of photographs and other images over the previous 5 years. Margaret McPherson passed away on 3 rd August 2014.
ESME N.B -only the first name passed the Landgate preliminary test for road naming. Example: Esme Lane	Esme Kathleen Fletcher – (1916-1977), was a trained nurse and served with the army nursing service in the Middle East for 3 years. From 1953-1956 she was a district nurse with Silver Chain and made more than 5000 visits each year to the aged and infirmed in Fremantle. Esme was the first woman councilor elected to the City of Fremantle in May 1963. Whilst on Council she served on numerous committees. Esme Fletcher was also the first woman delegate to the Local Government Association and the first woman in Western Australia to be elected Deputy Mayor (1970-1972). Achievements whilst on Council include the establishment of the Esme Fletcher day nursery, acceptance of the need and appointment of trained social workers, and the establishment of the Warrawee temporary accommodation centre for women and their children. As illustrated above her influence was largely directed to welfare, especially to the needs of children, deserted wives and the aged.

City of Fremantle Road Names Register

	Esme was married with two sons and despite her involvement in the community remained the loving, active hub of her family circle.
PSC1506-17 – Council Meeting on 24/06/2015	Report to Council in 2015 with the background of 15 Women selected for their outstanding contributions to the Fremantle community including some of Fremantle’s early pioneers. Four names met the Landgate GNC Guidelines. See part of the report included with a short history of each Woman. (See Link to OCM on 24/06/2015 below). 20150624 - OCM - Minutes.pdf (fremantle.wa.gov.au)
War Service - Fremantle	
BIDMEAD	Stanley Bidmead was born in St Peters, South Australia in 1897. At an early age his family moved to Fremantle. He attended Fremantle Boys School and became a Navy Cadet. During this time, his family were living in Watkins Street Fremantle. He died, aged 20, in a base hospital in France.
MCAPPION	Henry Edwards McAppion - lived in both South and North Fremantle - he served in Singapore with the 2/6th Field Park Company - taken prisoner of war by the Japanese and died on Sandaken death march 4th June 1945.
SPRATLEY	John Charles Spratley was born in Wokingham England and spent much of his early life in England before settling down in Fremantle with his wife. He served in the Boer War and when he enlisted into the Australian Imperial Force (AIF) in World War 1 he was working as a Bicycle Tyre Builder. At the time he was living at 29 Queen Victoria Street Fremantle. When he enlisted into the AIF he was assigned to the 11th Battalion and he embarked with them for service overseas. Charles Spratley died in Egypt on the 29th March 1915 after a short illness. He was the first Fremantle person to die on active serve with the AIF during the First World War.
THORBJORNSEN	Charles Thorbjornsen - served as a soldier in the 2/11th Battalion from Fremantle who died defending Crete in May 1941 - His father was in the Fremantle Lumpers Union.
WRAGG	Albert Wragg was born in Fremantle and lived much of his life in the area. When the First World War broke out Albert was working as a miner but came back to his family home in John Street North Fremantle before enlisting. He served with the 11th Battalion AIF and fought with them in Gallipoli and France. Albert Wragg was killed in action on the 6 April 1917. He is buried near the small village of Morchies in France.
TURPIE	Flight Sergeant Eric Dudley Turpie of 467 Squadron was born at Fremantle in September 1923. He was the son of David and Marion Turpie, and had a sister, Joann. He attended school at White Gum Valley and Fremantle Boys' School. On leaving school, he was employed as a clerk at Fremantle Cold Storage in Beach Street and in his leisure time he liked to play cricket and football. Eric furthered his education by studying practical and maritime bookkeeping which he passed in July 1940. He enlisted in Perth in November 1941 just after he turned 18 and did his initial training at Victor Harbour in South Australia. He went to Point Cook and later to Ballarat training as a wireless operator air gunner, where he obtained his air gunner badge and was promoted to Sergeant in October 1942. Eric sailed from Melbourne in January 1943 and arrived in the United Kingdom in March. After further training he

City of Fremantle Road Names Register

	was promoted to Flight Sergeant in December 1943 and then posted to 467 Squadron in January 1944. Flight Sergeant Eric Dudley Turpie, service number 415595 of 467 Squadron, was killed in action on 26 February 1944 at Deufringen while flying in Avro Lancaster LL756 on a bombing raid over Germany. He was 20 years of age. Biography ref: Government of Western Australia Botanic Gardens & Parks Authority - https://www.bgpa.wa.gov.au/honour-avenues-plaques/1155-fsgt-eric-turpie
Whadjuk Noongar words and words of Noongar origin	16 of the 21 Whadjuk Noongar words are derived from the Walyalup Civic Centre meeting room names including 3 seasonal names, and Kaya (Hello). The words received conditional approval from the Walyalup Reconciliation Action Plan (WRAP) group meeting on 14 June 2022. The group supported the words noting that any word/s proposed for use in road comes back to the group for final approval.
Word	Meaning
KOBORI	Gathering
MANJAREE	Meeting Place
WANJOO	Welcome
BALGA	Grass Tree
BIBBOOL	Paperbark
KARNO	Bush Potato
QUANDONG	Palms
DANGKARAK	Wattle Bird
KANYINAK	Kingfisher
KOORDOOMAL	Cuckoo Fantail
KWIRLAM	Swamp Hen
MANITJ	White Cockatoo
NYARKLE	Seagull
WALITJ	Wedge Tailed Eagle
WETJ	Emu
QUOKKA	Quokka
KAYA	Hello
YONGA	Kangaroo (Stockland - additional names) -M-files 6078454 "Yong-a"
NYITTINY	Dreaming (Stockland - additional names) pronounced "Nyitt-iny"
DJERAN	Autumn - April-May (Season of adulthood)
DJIBA	1st Spring - Aug-Sept (Season of conception)
Historical Families and Workers	
Sister City	
FUNCHAL	Sister City since 1996
PADANG	Friendship City since 1996
SURABAYA	Friendship City since 1996



Our Ref: A3104491
Enquiries: Lauren Vidler 0412922731
Date: 11 August 2025

Walyalup Civic Centre
City of Fremantle
151 High Street
Fremantle WA 6959

Dear Naomi,

Lefroy (Former Challenger TAFE and Davis Park Beaconsfield) – Road Naming

Further to the Ordinary Council Meeting (23 July 2025) and our recent correspondence with the City, DevelopmentWA has considered the Councillors' request to explore the alternative road naming theme 'Indigenous and Woman's Names from the City's Register' and on the basis of program issues, seeks consent to proceed with the previously endorsed theme 'Knowledge and Education' for the roads created through the subdivision of Lot 2680 Grosvenor Street, Beaconsfield.

In response to the City's request, DevelopmentWA has undertaken further consultation with the City's officers and the project surveyor McMullan Nolan Group (MNG) regarding the feasibility of adopting Council's preferred theme. Unfortunately, the City's register has very limited women of significance, the City have not yet completed the consultation required with the surviving family of the women proposed to be recognised.

The City's register includes a list of Indigenous words that were considered by the City's WRAP working group. However, these words were not endorsed specifically for use on this site and would require engagement with local elders and a working group before they could be presented to Council. Proceeding with these names would require significant engagement, which is not feasible within the current project timeframe and would delay title delivery and housing outcomes.

DevelopmentWA is seeking to obtain titles for the lots created through the subdivision of the TAFE site by May 2026. Street names must be included on the Deposited Plan to be created in October 2025. Advice from the GNC and MNG is that the necessary consultation required to meet the standards outlined in the *Policies and Standards for Geographical Naming in Western Australia* typically takes 18 to 24 months.

DevelopmentWA has been liaising with the City of Fremantle since August 2024 to establish a suitable street naming theme for the former Challenger TAFE site subdivision. During public consultation, a submission proposed an 'Education' theme, which DevelopmentWA refined to 'Knowledge and Education' and later 'Knowledge and Wisdom' to reflect the site's history.

The City endorsed this theme and submitted it to the GNC for endorsement. In February 2025, GNC supported the 'Knowledge and Education' theme as a way to honour the site's

former use. Minor amendments were made following Landgate's feedback, and the final list of road names was submitted to the City in May 2025.

Given the above, DevelopmentWA seeks consent to retain the previously endorsed "Knowledge and Wisdom" theme for the former Challenger TAFE site. We have prepared the attached list of names aligned with this theme for Council's review and endorsement, and request that the City shortlist their top 12 names.

We acknowledge Council's interest in recognising Indigenous and Women names in future developments. Accordingly, we propose to investigate this theme for the Davis Park precinct, where existing streets are currently named after prominent local individuals. We are prepared to explore the necessary consultation with families to facilitate this outcome as it is appropriate to the site context.

We appreciate the City's ongoing collaboration and look forward to working together to deliver a precinct that reflects both its historical significance and future aspirations.

Sincerely,



Lauren Vidler
Senior Development Manager

Shortlist of “Knowledge and Wisdom” names:

Rejected at Council Meeting 23 July 2025:

- *Observation*
- *Explore*
- *Insight*
- *Maven*
- *Veritas*
- *Enrich*
- *Athena*
- *Mentor*
- *Stencil*
- *Verve*

Proposed Names for Shortlist:

<i>Name</i>	<i>Meaning (Former TAFE Context)</i>
Sage	Symbolic of wisdom and learning; reflects the legacy of education and thoughtful growth.
Wisdom	Complements “Sage”; reflects accumulated knowledge and sound judgment.
Insight	Reflects deep understanding and intellectual development.
Craftsman	A nod to skilled trades and craftsmanship taught in TAFE programs.
Alumni	Graduates or former students; reflects legacy and community connection.
Elevation	Progression to a higher level of learning, understanding, or achievement.
Unity	Togetherness, collaboration, and shared purpose
Makers	Represents vocational creativity and hands-on trades taught at TAFE.
Lexicon	Represents the foundation of knowledge and language
Inkwell	A symbol of writing, creativity, and scholarly tradition.
Technology	Central to TAFE’s technical and applied training programs.
Advance	Symbolic of progress and personal growth through education and training.
Pandit	A learned scholar or expert, especially in traditional or philosophical knowledge.
Enrol	Represents the beginning of a learning journey
Savant	A person of exceptional knowledge or skill
Enhance	To improve or develop further; aligns with personal and professional growth.
Acumen	Sharpness in decision-making and understanding; reflects professional competence.
Bachelor	Directly tied to tertiary education; represents academic achievement.
Print(ing)	Creativity, communication, and the transfer of knowledge
Pathway	Symbolic of educational journeys and career progression



Concise Investment Report

Cash and Simple Interest

City of Fremantle - Municipal

Period Ended 31 August 2025

Contents

1. Portfolio As At 31 August 2025
2. Portfolio Credit Framework As At 31 August 2025
3. Portfolio Credit Framework Limits As At 31 August 2025
4. Counterparty Credit Framework As At 31 August 2025
5. Issuer Trading Limits As At 31 August 2025
6. Portfolio by Term to Maturity As At 31 August 2025
7. Portfolio Summary by Fossil Fuel Lending ADIs As At 31 August 2025
8. Performance Statistics For Period Ending 31 August 2025
9. Interest and Distribution Income For 1 August 2025 to 31 August 2025
10. Transactions For Period 1 August 2025 to 31 August 2025

1. Portfolio As At 31 August 2025

Latest Deal Code	Latest Deal Settlement Date	Issuer	WAL / Interim Maturity Date	Term (Days)	Coupon Rate/Latest Yield	Coupon Frequency	Issuer Rating Short Term	Issuer Rating Long Term	% Total Face Value	Original Face Value Notional	Accrued Interest Notional	Market Value Notional
City of Fremantle - Municipal												
At Call Deposit												
LC94818	30 Jun 2020	AMP Bank Ltd	1 Sep 2025	2,985	0.55	Nil	Moody's ST P-2*	Moody's Baa2	0.00%	32.68	0.00	32.68
LC270427	31 Aug 2025	National Australia Bank Ltd	1 Sep 2025	2,742	4.50	Nil	S&P ST A1+	S&P AA-	18.93%	10,292,431.28	0.00	10,292,431.28
At Call Deposit Subtotal									18.93%	10,292,463.96	0.00	10,292,463.96
Term Deposit												
LC218169	12 Sep 2024	National Australia Bank Ltd	12 Sep 2025	365	4.95	Maturity	S&P ST A1+	S&P AA-	5.52%	3,000,000.00	143,617.80	3,143,617.80
LC223740	14 Nov 2024	AMP Bank Ltd	12 Sep 2025	302	4.90	Maturity	Moody's ST P-2	Moody's Baa2	1.84%	1,000,000.00	38,931.51	1,038,931.51
LC247245	8 Apr 2025	Defence Bank Ltd	6 Oct 2025	181	4.80	Maturity	S&P ST A2	S&P BBB+	3.68%	2,000,000.00	38,136.98	2,038,136.98
LC231611	16 Jan 2025	Suncorp Bank (Norfina Ltd) - Subsidiary of ANZ	12 Nov 2025	300	5.00	Maturity	S&P ST A1+	S&P AA-	3.68%	2,000,000.00	62,191.78	2,062,191.78
LC267658	20 Aug 2025	Judo Bank	18 Nov 2025	90	4.00	Maturity	S&P ST A2	S&P BBB	3.68%	2,000,000.00	2,410.96	2,002,410.96
LC254129	27 May 2025	Judo Bank	24 Nov 2025	181	4.25	Maturity	S&P ST A2	S&P BBB	3.68%	2,000,000.00	22,356.16	2,022,356.16
LC234168	13 Feb 2025	National Australia Bank Ltd	10 Dec 2025	300	4.80	Maturity	S&P ST A1+	S&P AA-	5.52%	3,000,000.00	78,509.58	3,078,509.58
LC247572	10 Apr 2025	Suncorp Bank (Norfina Ltd) - Subsidiary of ANZ	10 Dec 2025	244	4.80	Maturity	S&P ST A1+	S&P AA-	5.52%	3,000,000.00	56,416.44	3,056,416.44
LC246466	31 Mar 2025	Suncorp Bank (Norfina Ltd) - Subsidiary of ANZ	17 Dec 2025	261	4.90	Maturity	S&P ST A1+	S&P AA-	5.52%	3,000,000.00	61,619.19	3,061,619.19
LC233795	10 Feb 2025	Westpac Banking Corporation Ltd	17 Dec 2025	310	4.90	Maturity	S&P ST A1+	S&P AA-	5.66%	3,076,317.53	83,422.99	3,159,740.52
LC245333	24 Mar 2025	Suncorp Bank (Norfina Ltd) - Subsidiary of ANZ	19 Dec 2025	270	4.72	Maturity	S&P ST A1+	S&P AA-	5.52%	3,000,000.00	62,071.23	3,062,071.23
LC266898	15 Aug 2025	AMP Bank Ltd	11 Feb 2026	180	4.25	Maturity	Moody's ST P-2	Moody's Baa2	5.52%	3,000,000.00	5,589.03	3,005,589.03
LC268179	26 Aug 2025	AMP Bank Ltd	23 Feb 2026	181	4.10	Maturity	Moody's ST P-2	Moody's Baa2	2.76%	1,500,000.00	842.46	1,500,842.46
LC268181	26 Aug 2025	Judo Bank	23 Feb 2026	181	4.05	Maturity	S&P ST A2	S&P BBB	2.76%	1,500,000.00	832.19	1,500,832.19
LC266340	12 Aug 2025	Suncorp Bank (Norfina Ltd) - Subsidiary of ANZ	10 Mar 2026	210	4.17	Maturity	S&P ST A1+	S&P AA-	3.68%	2,000,000.00	4,341.36	2,004,341.36
LC266811	15 Aug 2025	Bendigo & Adelaide Bank Ltd	11 May 2026	269	3.95	Maturity	S&P ST A2	S&P A-	3.68%	2,000,000.00	3,463.02	2,003,463.02
LC268185	26 Aug 2025	National Australia Bank Ltd	22 Jul 2026	330	4.05	Maturity	S&P ST A1+	S&P AA-	3.68%	2,000,000.00	1,109.58	2,001,109.58
LC266730	14 Aug 2025	Bank of Queensland Ltd	14 Aug 2026	365	3.90	Maturity	S&P ST A2	S&P A-	3.68%	2,000,000.00	3,632.88	2,003,632.88
LC267659	20 Aug 2025	Westpac Banking Corporation Ltd	20 Aug 2026	365	4.28	Maturity	S&P ST A1+	S&P AA-	5.52%	3,000,000.00	3,869.58	3,003,869.58
Term Deposit Subtotal									81.07%	44,076,317.53	673,364.72	44,749,682.25
City of Fremantle - Municipal Subtotal					4.50							
Report Total									100.00%	54,368,781.49	673,364.72	55,042,146.21

Notes:

- Coupon Rate is the full coupon rate at the next coupon date if that next coupon exists.
- The values shown as subtotals and total of the coupon rate column are weighted average running yields
- An asterisk in the Issuer Rating Short Term column indicates that the security's rating differs from the issuer's short term rating. Refer to Laminar for further information.

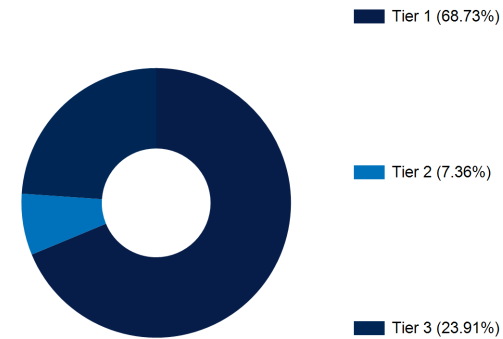


2. Portfolio Credit Framework As At 31 August 2025

Credit Quality	Issuer/Security Rating Group	Face Value	% Total Value
Tier 1			
	AA+ to AA-	27,076,317.53	49.80%
	A1+	10,292,431.28	18.93%
	Tier 1	37,368,748.81	68.73%
Tier 2			
	A+ to A-	4,000,000.00	7.36%
	A2	32.68	0.00%
	Tier 2	4,000,032.68	7.36%
Tier 3			
	BBB+ to BBB-	13,000,000.00	23.91%
	Tier 3	13,000,000.00	23.91%
	Portfolio Total	54,368,781.49	100.00%

Limits			
	Credit Rating Group	Maximum Allocation Face Value	Maximum Allocation %
Tier 1	AAA to AA- to A1+	54,368,781.49	100%
Tier 2	A1 to A-	32,621,268.89	60%
Tier 3	BBB+ to BBB-	19,029,073.52	35%
Tier 4	Unrated (Authorised)	8,155,317.22	15%

Face Value by Portfolio Credit Framework

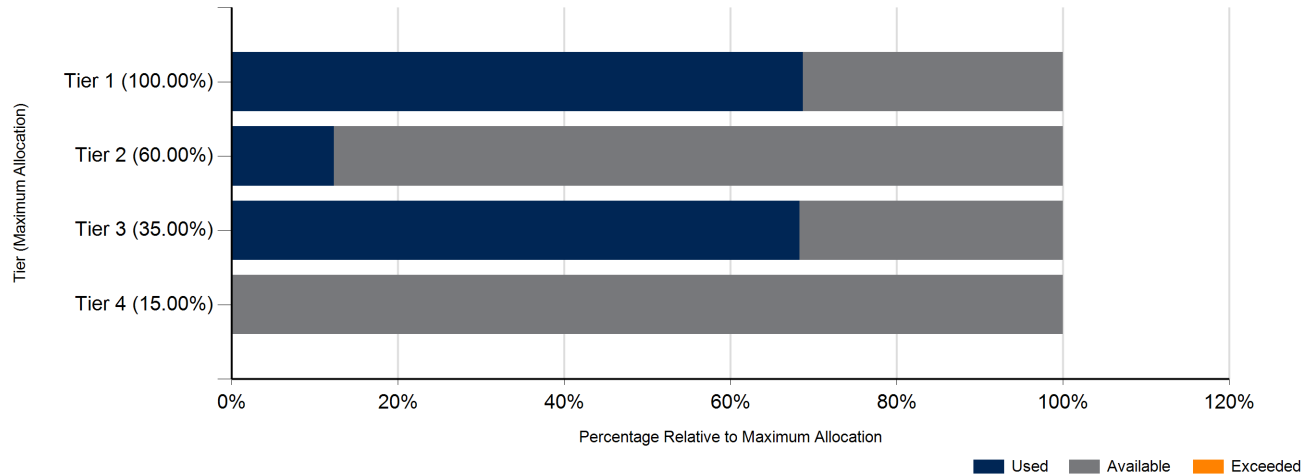


3. Portfolio Credit Framework Limits As At 31 August 2025

Tier	Allocation	Allocation %	Maximum Allocation %	% Used of Maximum Allocation	% Available of Maximum Allocation	% Exceeded of Maximum Allocation
Tier 1	37,368,748.81	68.73%	100.00%	68.73%	31.27%	0.00%
Tier 2	4,000,032.68	7.36%	60.00%	12.27%	87.73%	0.00%
Tier 3	13,000,000.00	23.91%	35.00%	68.31%	31.69%	0.00%
Tier 4	0.00	0.00%	15.00%	0.00%	100.00%	0.00%
54,368,781.49						

Values used in the above calculations exclude interest for term deposits and other simple interest securities.

Portfolio Credit Framework Amounts Relative to Maximum Allocations

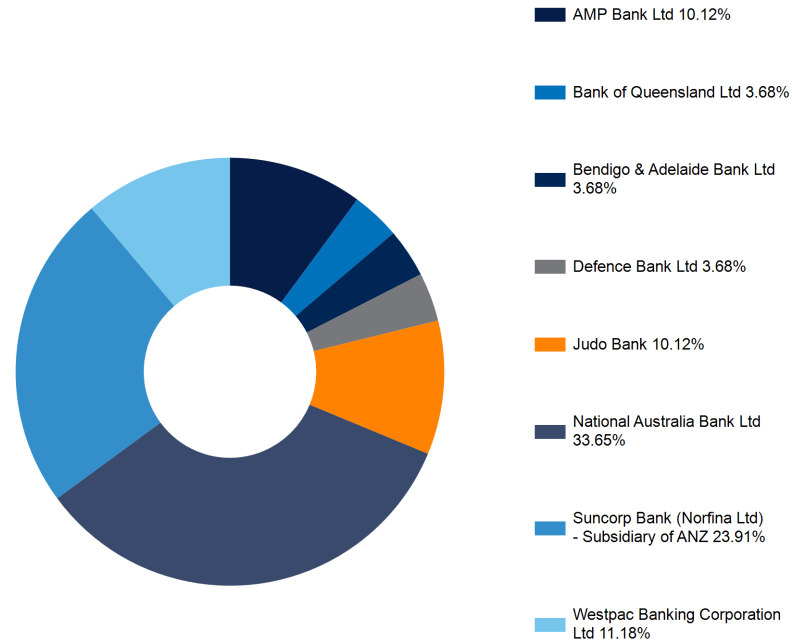


4. Counterparty Credit Framework As At 31 August 2025

Issuer	Rating Group	Face Value	% Total Value
AMP Bank Ltd	A2, BBB+ to BBB-	5,500,032.68	10.12%
Bank of Queensland Ltd	A+ to A-	2,000,000.00	3.68%
Bendigo & Adelaide Bank Ltd	A+ to A-	2,000,000.00	3.68%
Defence Bank Ltd	BBB+ to BBB-	2,000,000.00	3.68%
Judo Bank	BBB+ to BBB-	5,500,000.00	10.12%
National Australia Bank Ltd	A1+, AA+ to AA-	18,292,431.28	33.65%
Suncorp Bank (Norfina Ltd) - Subsidiary of ANZ	AA+ to AA-	13,000,000.00	23.91%
Westpac Banking Corporation Ltd	AA+ to AA-	6,076,317.53	11.18%
Portfolio Total		54,368,781.49	100.00%

Notes
 1. An issuer may have multiple rating groups if they are associated with, as an example, holdings in both an At Call Deposits (short term rating) and a term deposit (long term rating) security.

Face Value by Issuer



5. Issuer Trading Limits As At 31 August 2025

Issuer	Already Traded (with Issuer Group) Face Value Notional	Limit For Book or Trading Entity	Tier (Long Term Rating)	Trading Limit	Average Investment Previous Financial Year	Trading Limit Used (%)	Trading Limit Available (%)	Trading Limit Available (Value)	Trading Limit Exceeded (%)	Trading Limit Exceeded (\$)
AMP Bank Ltd	5,500,032.68	Entity	Tier 3	10.00	% of 57,414,603.00	96	4	241,427	0	0
Bank of Queensland Ltd	2,000,000.00	Entity	Tier 2	25.00	% of 57,414,603.00	14	86	12,353,651	0	0
Bendigo & Adelaide Bank Ltd	2,000,000.00	Entity	Tier 2	25.00	% of 57,414,603.00	14	86	12,353,651	0	0
Defence Bank Ltd	2,000,000.00	Entity	Tier 3	10.00	% of 57,414,603.00	35	65	3,741,460	0	0
Judo Bank	5,500,000.00	Entity	Tier 3	10.00	% of 57,414,603.00	96	4	241,460	0	0
National Australia Bank Ltd	18,292,431.28	Entity	Tier 1	45.00	% of 57,414,603.00	71	29	7,544,140	0	0
Suncorp Bank (Norfina Ltd) - Subsidiary of ANZ	13,000,000.00	Entity	Tier 1	45.00	% of 57,414,603.00	50	50	12,836,571	0	0
Westpac Banking Corporation Ltd	6,076,317.53	Entity	Tier 1	45.00	% of 57,414,603.00	24	76	19,760,253	0	0
	54,368,781.49							69,072,613		0
Average Investment Previous Financial Year	57,414,603.00									

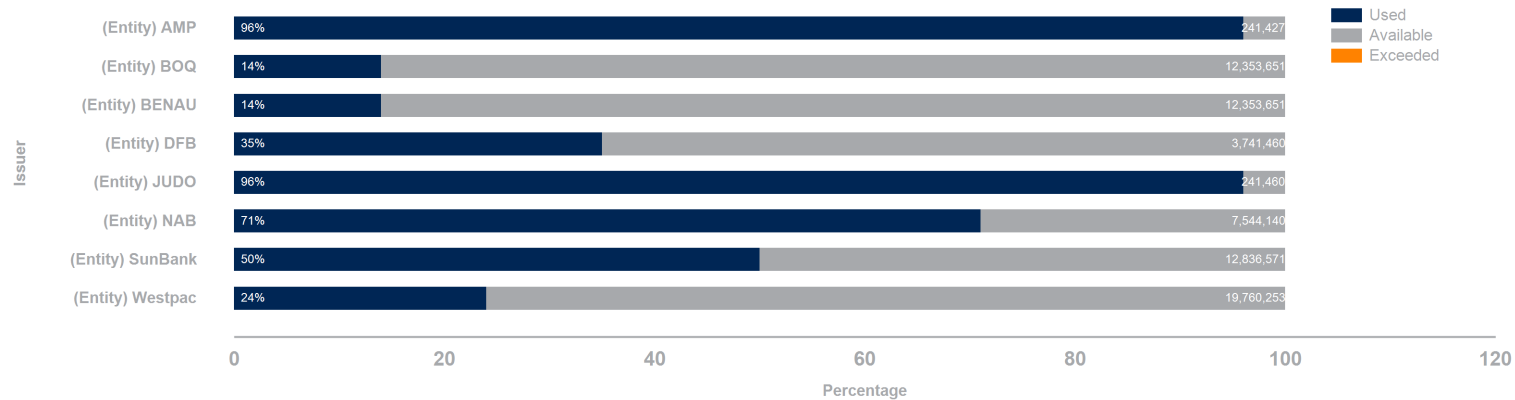
Notes

1.The Trading Limit Type column will report an amount that depends upon the value chosen for the Trading Entity Portfolio Balance parameter.

Parameter value selected:

Average of 12 Months (Prior FY) - the amount will be the average of the 12 month-end portfolio totals (current face value) within the previous financial year for the primary Trading Book only
 Portfolio As At (Standard Mode) - the amount will be the total current face value as at the selected As At date across all Trading Books in the portfolio.

Issuer Trading Limits

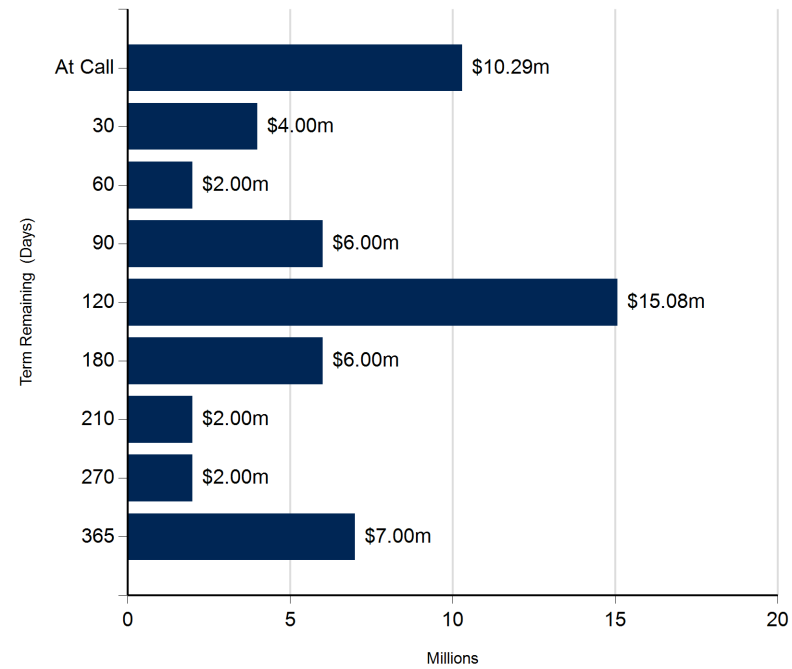


6. Portfolio by Term to Maturity As At 31 August 2025

Term Remaining (Days)	Face Value	% Total Value
At Call	10,292,463.96	18.93%
30	4,000,000.00	7.36%
60	2,000,000.00	3.68%
90	6,000,000.00	11.04%
120	15,076,317.53	27.73%
180	6,000,000.00	11.04%
210	2,000,000.00	3.68%
270	2,000,000.00	3.68%
365	7,000,000.00	12.88%
Portfolio Total	54,368,781.49	100.00%

Note: Term Remaining is calculated using a weighted average life date (WAL) where appropriate and available otherwise the interim (initial) maturity date is used.

Face Value by Term Remaining

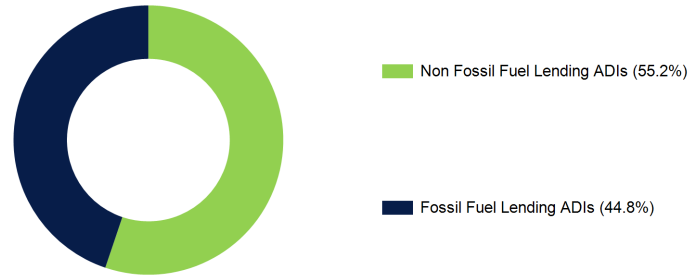


7. Portfolio Summary by Fossil Fuel Lending ADIs As At 31 August 2025

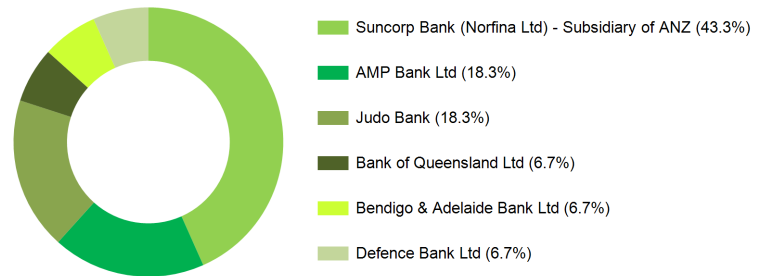
Portfolio Summary by Fossil Fuel Lending ADIs		
ADI Lending Status	% Total	Current Period
Non Fossil Fuel Lending ADIs		
AMP Bank Ltd	10.1%	5,500,032.68
Bank of Queensland Ltd	3.7%	2,000,000.00
Bendigo & Adelaide Bank Ltd	3.7%	2,000,000.00
Defence Bank Ltd	3.7%	2,000,000.00
Judo Bank	10.1%	5,500,000.00
Suncorp Bank (Norfina Ltd) - Subsidiary of ANZ	23.9%	13,000,000.00
	55.1%	30,000,032.68
Fossil Fuel Lending ADIs		
National Australia Bank Ltd	33.6%	18,292,431.28
Westpac Banking Corporation Ltd	11.2%	6,076,317.53
	44.8%	24,368,748.81
Total Portfolio		54,368,781.49

All amounts shown in the table and charts are Current Face Values. The above percentages are relative to the portfolio total and may be affected by rounding.
 A fossil fuel lending ADI appearing in the non-fossil fuel related table will indicate that the portfolio contains a "green bond" issued by that ADI.
 Note: Reference for financial institutions not supporting the unlocking of carbon is (<http://www.marketforces.org.au>).


Fossil Fuel vs Non Fossil Fuel Lending ADI



Non Fossil Fuel Lending ADIs



Fossil Fuel Lending ADIs





8. Performance Statistics For Period Ending 31 August 2025

Trading Book	1 Month	3 Month	12 Month	Since Inception
City of Fremantle - Municipal				
Portfolio Return (1)	0.35%	1.01%	4.26%	2.32%
Performance Index (2)	0.32%	0.94%	4.25%	2.10%
Excess Performance (3)	0.03%	0.07%	0.01%	0.22%

Notes

- 1 Portfolio performance is the rate of return of the portfolio over the specified period
- 2 The Performance Index is the Bloomberg AusBond Bank Bill Index (Bloomberg Page BAUBIL)
- 3 Excess performance is the rate of return of the portfolio in excess of the Performance Index

Trading Book	Weighted Average Running Yield
City of Fremantle - Municipal	4.50
Fossil Fuel Support - Simple Interest Only	4.64
Non Fossil Fuel Support - Simple Interest Only	4.44
Fossil Fuel Support - All Securities	4.58
Non Fossil Fuel Support - All Securities	4.44

9. Interest and Distribution Income For 1 August 2025 to 31 August 2025

Security ISIN	Security	Income Expense Code	Settlement Date	Face Value (Basis of Interest Calculation)	Consideration Notional	Income Type	Trading Book
	NAB 4.95 01 Aug 2025 329DAY TD	IEI379924	1 Aug 2025	3,000,000.00	133,853.42	Security Coupon Interest	City of Fremantle - Municipal
	SunBank 5.1 04 Aug 2025 300DAY TD	IEI386659	4 Aug 2025	2,000,000.00	83,835.62	Security Coupon Interest	City of Fremantle - Municipal
	SunBank 5.07 12 Aug 2025 300DAY TD	IEI388771	12 Aug 2025	2,000,000.00	83,342.47	Security Coupon Interest	City of Fremantle - Municipal
					301,031.51		

10. Transactions For Period 1 August 2025 to 31 August 2025

Security	Security ISIN	Deal Code	Acquisition/ Disposal	Transaction Date	Settlement Date	Face Value Original	Face Value Current	Bond Factor	Capital Price	Accrued Interest Price	Gross Price	Consideration Notional
SunBank 4.17 10 Mar 2026 210DAY TD		LC266340	Acquisition	12 Aug 2025	12 Aug 2025	2,000,000.00	2,000,000.00	1.00000000	100.000	0.000	100.000	2,000,000.00
BOQ 3.9 14 Aug 2026 365DAY TD		LC266730	Acquisition	14 Aug 2025	14 Aug 2025	2,000,000.00	2,000,000.00	1.00000000	100.000	0.000	100.000	2,000,000.00
BENAU 3.95 11 May 2026 269DAY TD		LC266811	Acquisition	15 Aug 2025	15 Aug 2025	2,000,000.00	2,000,000.00	1.00000000	100.000	0.000	100.000	2,000,000.00
AMP 4.25 11 Feb 2026 180DAY TD		LC266898	Acquisition	15 Aug 2025	15 Aug 2025	3,000,000.00	3,000,000.00	1.00000000	100.000	0.000	100.000	3,000,000.00
JUDO 4 18 Nov 2025 90DAY TD		LC267658	Acquisition	20 Aug 2025	20 Aug 2025	2,000,000.00	2,000,000.00	1.00000000	100.000	0.000	100.000	2,000,000.00
Westpac 4.28 20 Aug 2026 365DAY TD		LC267659	Acquisition	20 Aug 2025	20 Aug 2025	3,000,000.00	3,000,000.00	1.00000000	100.000	0.000	100.000	3,000,000.00
AMP 4.1 23 Feb 2026 181DAY TD		LC268179	Acquisition	26 Aug 2025	26 Aug 2025	1,500,000.00	1,500,000.00	1.00000000	100.000	0.000	100.000	1,500,000.00
JUDO 4.05 23 Feb 2026 181DAY TD		LC268181	Acquisition	26 Aug 2025	26 Aug 2025	1,500,000.00	1,500,000.00	1.00000000	100.000	0.000	100.000	1,500,000.00
NAB 4.05 22 Jul 2026 330DAY TD		LC268185	Acquisition	26 Aug 2025	26 Aug 2025	2,000,000.00	2,000,000.00	1.00000000	100.000	0.000	100.000	2,000,000.00
												19,000,000.00

Note: 1. The transaction list above excludes transactions associated with At Call securities.

Disclaimer:

Laminar Capital Pty Ltd ABN 33 134 784 740 (AFSL 476686), its officers, employees, agents and associates ("Associates") from time to time hold interests in securities of, or earn brokerage, fees and other benefits from, corporations or investment vehicles referred to in documents provided to clients. All information contained herein is confidential and proprietary to Laminar Capital and, accordingly, this material is not to be reproduced in whole or in part or used for any purpose except as authorised by Laminar Capital. It is to be treated as strictly confidential and not disclosed directly or indirectly to any other person, firm or entity.

Distribution of this information to anyone other than the original recipient and that party's advisers is unauthorised. Any reproduction of these materials, in whole or in part, or the divulgence of any of its contents, without the prior consent of Laminar Capital is prohibited. Any securities recommendation or comments (including an opinion) contained in this document is general advice only and does not take into account your personal objectives, financial situation or needs. Laminar Capital is not acting in a fiduciary capacity. Recommendations or statements of opinion expressed may change without notice. You should not act on a recommendation or statement of opinion without first considering the appropriateness of the general advice to your personal circumstances or consulting your investment advisor to determine whether the recommendation or statement of opinion is appropriate for your investment objectives, financial situation or needs.

Laminar Capital believes that the information contained in this document is accurate when issued. Laminar Capital does not warrant that the information contained herein is accurate, reliable, complete or up-to-date, and, to the fullest extent permitted by law, disclaims all liability of Laminar Capital and its Associates for any loss or damage suffered by any person by reason of the use by that person of, or their reliance on, any information contained in this document or any error or defect in this document, whether arising from the negligence of Laminar Capital or its Associates or otherwise. No action should be taken on the basis of or in reliance on the information, opinions or conclusions contained in this document.

Laminar Capital acts as principal when we buy and sell fixed interest securities in the secondary markets. The yield that we quote to you incorporates any margin that we may receive. The margin is the difference between the price at which we, as principal, buy the security and the price at which we sell the security to you. Laminar Capital may also receive placement fees from Issuers for distributing securities on their behalf.

This document is not, and is not intended to be, an offer or invitation for subscription or sale, or a recommendation, with respect to any securities, nor is it to form the basis of any contract or commitment. This document does not purport to identify the nature of the specific market or other risks associated with these products. Before entering into any transaction in relation to the products, the investor should ensure that it fully understands the terms of the products and the transaction, relevant risk factors, the nature and extent of the investor's risk of loss and the nature of the contractual relationship into which the investor is entering. Prior to investing in these products, an investor should determine, based on its own independent review and such professional advice as it deems appropriate, the economic risks and merits, the legal, tax accounting characteristics and risk, and the consequences of an investment in them. This is not a substantive commentary or analysis by Laminar Capital and has not been prepared as a research product or comments by a research analyst.

LAMINAR CAPITAL PTY LTD
ACN 134 784 740
WWW.LAMINARCAPITAL.COM.AU

MELBOURNE OFFICE: LEVEL 5 RIALTO NORTH, 525 COLLINS STREET, MELBOURNE, VIC 3000 T 61 3 9001 6990 F 61 3 9001 6933
SYDNEY OFFICE: LEVEL 18 ANGEL PLACE, 123 PITT STREET, SYDNEY NSW, 2000 T 61 2 8094 1230
BRISBANE OFFICE: LEVEL 15 CENTRAL PLAZA 1, 345 QUEEN STREET, BRISBANE QLD, 4000 T 61 7 3123 5370

Report Code: TEPACK050EXT-00.22
Report Description: Concise Investment Report Pack 50
Parameters:
Trading Entity: City of Fremantle
Trading Book: City of Fremantle - Municipal
Settlement Date Base
History Start Date: 1 Jan 2000
Prior Period End Date: 31 Jul 2025
Exclude Term Deposit Interest
Eliminate Issuer Parent-Child Effect In Trading Limit Calculations
Hide Issuer Parent Column In Trading Limit Table
Use Face Value Notional In Trading Limit Calculations
Portfolio Value for Trading Limit Calculations: Average of 12 Months (Prior FY)



Payment Register

Payment No	Payment Date	Payee	Invoice Description	Invoice Amount	Payment Amount
Payments					
EF150796	27/08/2025	1300 Australia Pty Ltd			499.00
			Monthly Licence for Phonewords	499.00	
EF150336	06/08/2025	3D HR Legal Pty Ltd			2,420.00
			Legal Advice on Employee Matters	2,420.00	
EF150827	27/08/2025	A.B KALOTAY & S PANGESTU (t.as Kura			136.35
			Found_July 2025 21667 Kalotay Anika	136.35	
EF150665	20/08/2025	Access Office Industries - The Trustee of I			1,265.00
			Gas Lift Replacments- WCC	1,265.00	
EF150385	13/08/2025	Acorn Photo			715.00
			South Beach Change - Photography	715.00	
EF150881	27/08/2025	Acquia Inc			2,242.85
			Web & Accessiblity Compliance 25/26	2,242.85	
EF150635	20/08/2025	Acrobatch - B.A. Kotovski-Steele & S.A. W			1,320.00
			Live Performance 10NIP Shrigley	1,320.00	
EF150318	06/08/2025	Actionstep Operations Australia Pty Ltd			13,035.00
			Actionstep Invoice	13,035.00	
EF150812	27/08/2025	Adams Carla Melita			580.00



Payment Register

Payment No	Payment Date	Payee	Invoice Description	Invoice Amount	Payment Amount
			Carla Adams	580.00	
EF150361	06/08/2025	ADS Retail Pty Ltd t/as Koodak Australia			1,623.15
			Term 3 Jewellery Supplies	1,623.15	
EF150485	13/08/2025	ADS Retail Pty Ltd t/as Koodak Australia			1,417.18
			Term 3 Jewellery Supplies	1,417.18	
EF150410	13/08/2025	Advance Press 2013 Pty Ltd			334.40
			3 x Envelope Stock - WCC	112.20	
			3 x Envelope Stock - WCC	114.40	
			3 x Envelope Stock - WCC	107.80	
EF150347	06/08/2025	Afroblonde			517.14
			FVC Merchandise Sales - July 2025	517.14	
EF150285	06/08/2025	Alberti Realty - Rosecrown Investments			3,858.62
			U44 Fremantle Malls- Rent 25/26	3,858.62	
EF150615	20/08/2025	Albertina Thabisani Ncube			790.00
			10NIP Photography Albertina	790.00	
EF150658	20/08/2025	Alec Consulting Engineers Pty Ltd			10,312.50
			DD, mechanical & warmshell fit out- WCC	10,312.50	
EF150696	27/08/2025	Alinta Sales Pty			1,015.25



Payment Register

Payment No	Payment Date	Payee	Invoice Description	Invoice Amount	Payment Amount
			Gas Usage - Alfred Park	77.25	
			Gas Usage - Arthur Head Cottages	125.15	
			Gas Usage - Arthur Head Cottages	124.15	
			Gas Usage - Arthur Head Cottages	145.95	
			Gas Usage - Arthur Head Cottages	38.75	
			Gas Usage - Fremantle Park Clubrooms	427.95	
			Gas Usage - Nth Ftle Community Hall	76.05	
EF150845	27/08/2025	All Flags and Signs Pty Ltd			1,171.50
			3 x Aboriginal Flags	1,171.50	
EF150420	13/08/2025	ALS Library Services Pty Ltd			808.78
			Catalogue/Process supply - Library Stock	195.52	
			Library Stock - Adult Books	180.00	
			Library Stock - Adult Books	404.88	
			Library Stock - Adult Books	28.38	
EF150753	27/08/2025	ALS Library Services Pty Ltd			1,043.36
			Catalogue/Process supply - Library Stock	130.36	
			Library Stock - Adult Books	24.12	
			Library Stock - Adult Books	484.03	



Payment Register

Payment No	Payment Date	Payee	Invoice Description	Invoice Amount	Payment Amount
			Library Stock - Adult Books	24.12	
			Library Stock - Adult Books	73.43	
			Library Stock - Adult Books	114.97	
			Library Stock - Adult Books	192.33	
EF150358	06/08/2025	Alyka Pty Ltd			4,207.50
			Website hosting August 2025 to June 2026	1,320.00	
			Website support August 2025 to June 2026	2,887.50	
EF150656	20/08/2025	Alyka Pty Ltd			4,207.50
			Website hosting August 2025 to June 2026	1,320.00	
			Website support August 2025 to June 2026	2,887.50	
EF150587	20/08/2025	Amcom Pty Ltd			2,725.76
			Vocus Internet	2,725.76	
DD004122	07/08/2025	AMEX - Bank Charges Only			112.07
			AMEX	112.07	
EF150288	06/08/2025	Ampac Debt Recovery			2,006.95
			2025/26 Rate Debt Collection - GST Free	158.95	
			2025/26 Rate Debt Collection - GST Free	1,848.00	
EF150758	27/08/2025	Ampac Debt Recovery			266.41



Payment Register

Payment No	Payment Date	Payee	Invoice Description	Invoice Amount	Payment Amount
			2025/26 Rate Debt Collection - GST Free	266.41	
EF150848	27/08/2025	Anaid Jimenez del Rio			44.44
			Found_July 2025 23082 A Jimenez Del Rio	44.44	
EF150760	27/08/2025	Andrea Osses Design			40.40
			Found_July 2025 17506 Osses Andrea	40.40	
EF150770	27/08/2025	Anna Richardson			68.18
			Found_July 2025 18526 Richardson Anna	68.18	
EF150460	13/08/2025	AQUATIC SERVICES WA PTY LTD			1,071.71
			UV Signal cable Program Pool	1,071.71	
EF150608	20/08/2025	Archibald Jenny PERSONAL			5,342.34
			Deputy Mayor Allowance	5,342.34	
EF150799	27/08/2025	Aros Melba Ximena T/as Melba Aros			95.95
			Found_July 2025 20429 Melba Aros	95.95	
EF150663	20/08/2025	ARTBYROW PTY LTD			3,740.00
			Artist Fees	3,740.00	
EF150431	13/08/2025	Arterial Design Pty Ltd			1,658.80
			Wayfinding – B012 Panel Update	1,658.80	
EF150817	27/08/2025	Atelier Furniture & Interiors Pty Ltd			9,757.00



Payment Register

Payment No	Payment Date	Payee	Invoice Description	Invoice Amount	Payment Amount
				9,757.00	
EF150741	27/08/2025	Audio Technik			3,556.30
			Audio - Flaming Freo	3,556.30	
EF150463	13/08/2025	Ausco Modular Pty Ltd			1,527.17
			Toilet Hire - Month of July	1,527.17	
EF150442	13/08/2025	Aussie Natural Spring Water			64.98
			Aussie Natural Water 2025/2026	21.66	
			FAC Water supplies July 2025	43.32	
EF150591	20/08/2025	Aussie Natural Spring Water			97.47
			Bottled water deliveries - CoF	54.15	
			Bottled water deliveries - CoF	43.32	
EF150779	27/08/2025	Aussie Natural Spring Water			399.27
			Aussie Natural Water 2025/2026	10.83	
			FAC Water supplies July 2025	108.30	
			FAC Water supplies July 2025	280.14	
EF150392	13/08/2025	Australasian Performing Right Association			3,958.94
			OneMusic Subscription for FLC	3,958.94	
EF150253	06/08/2025	Australia Post			7,584.29



Payment Register

Payment No	Payment Date	Payee	Invoice Description	Invoice Amount	Payment Amount
			2025/26 Agency Commission/Supply invoice 1014	28.22	
			Australia Post - July Invoice	7,556.07	
EF150512	20/08/2025	Australia Post			196.04
			July 2025	196.04	
EF150388	13/08/2025	Australian HVAC Services Pty Ltd			3,048.72
			Payment of inv 82562 - P280782 & P280783	2,679.88	
			Replace exhaust duct - Ceramics Studio	368.84	
EF150522	20/08/2025	Australian HVAC Services Pty Ltd			274.03
			PM Mech services - 1-21 Finnerty Street	274.03	
EF150698	27/08/2025	Australian HVAC Services Pty Ltd			7,305.64
			AC1 Repairs- Record Finder, Union Stores	7,305.64	
EF150412	13/08/2025	Australian Jewellers Supplies Pty Ltd			812.94
			Term 3 Jewellery Materials	812.94	
EF150546	20/08/2025	Australian Jewellers Supplies Pty Ltd			786.66
			Term 3 Jewellery Materials	648.92	
			Term 3 Jewellery Materials	137.74	
EF150727	27/08/2025	Australian Jewellers Supplies Pty Ltd			79.43
			Term 3 Jewellery Materials	79.43	



Payment Register

Payment No	Payment Date	Payee	Invoice Description	Invoice Amount	Payment Amount
EF150255	06/08/2025	Australian Services Union			157.00
			Payroll Deduction - Union	24.50	
			Payroll Deduction - Union	132.50	
EF150514	20/08/2025	Australian Services Union			132.50
			Payroll Deduction - Union	132.50	
EF150272	06/08/2025	Australian Taxation Office			305,242.00
			ETP Tax (Type O) Coy 2 Period Type I Comp Re	162.00	
			Payroll Deduction - Tax	607.00	
			Payroll Deduction - Tax	12.00	
			Payroll Deduction - Superannuation	11,268.00	
			Payroll Deduction - Superannuation	24.00	
			Payroll Deduction - Tax	277,774.00	
			Payroll Deduction - Tax	4,212.00	
			Payroll Deduction - Tax	11,183.00	
EF150396	13/08/2025	Australian Taxation Office			50,171.00
			Payroll Deduction - Tax	390.00	
			Payroll Deduction - Superannuation	794.00	
			Payroll Deduction - Tax	48,987.00	



Payment Register

Payment No	Payment Date	Payee	Invoice Description	Invoice Amount	Payment Amount
EF150529	20/08/2025	Australian Taxation Office			308,821.00
			ETP Tax (Type O) Coy 2 Period Type I Comp Re	43.00	
			ETP Tax (Type O) Coy 2 Period Type I Comp Re	2,345.00	
			Payroll Deduction - Tax	557.00	
			Payroll Deduction - Tax	50.00	
			Payroll Deduction - Superannuation	11,446.00	
			Payroll Deduction - Tax	2,605.00	
			Payroll Deduction - Tax	287,823.00	
			Payroll Deduction - Tax	3,952.00	
EF150707	27/08/2025	Australian Taxation Office			63,188.00
			ETP Tax (Type O) Coy 2 Period Type O Comp R	745.00	
			ETP Tax (Type O) Coy 2 Period Type I Comp Re	1,064.00	
			Payroll Deduction - Tax	390.00	
			Payroll Deduction - Superannuation	788.00	
			Payroll Deduction - Tax	48,296.00	
			Payroll Deduction - Tax	6,123.00	
			Payroll Deduction - Tax	5,782.00	
EF150472	13/08/2025	Authentic Security Pty Ltd			267.64



Payment Register

Payment No	Payment Date	Payee	Invoice Description	Invoice Amount	Payment Amount
			Delivery of cash orders	267.64	
EF150313	06/08/2025	Backsafe Global Pty Ltd			15,526.50
			14000029 BIN LIFTER/TIPPER 1200 BATTERY	15,526.50	
EF150788	27/08/2025	Bairstow Phillip			15.15
			Found_July 2025 19530 Phillip Bairstow	15.15	
EF150719	27/08/2025	Beach Gecko Glass			121.20
			Found_July 2025 11508 Beach Gecko	121.20	
EF150738	27/08/2025	Bee Advice			200.00
			Bee & Wasp Removal	200.00	
EF150809	27/08/2025	Beech Jane			171.70
			Found_July 2025 21033 Beech Jane	171.70	
EF150326	06/08/2025	Ben Lawver - Personal			500.00
			Reimbursement - Cr Lawver - Newsletter	500.00	
EF150625	20/08/2025	Ben Lawver - Personal			3,248.34
			Meeting Allowance	3,248.34	
EF150354	06/08/2025	Benn Francis			94.47
			FVC Merchandise Sales - July 2025	94.47	
EF150349	06/08/2025	Bethany Maree Breslin			432.15



Payment Register

Payment No	Payment Date	Payee	Invoice Description	Invoice Amount	Payment Amount
			FVC Merchandise Sales - July 2025	432.15	
EF150302	06/08/2025	Betty Garlett			1,800.00
			Print Award - WTC	1,800.00	
EF150734	27/08/2025	Big Bamboo			244.93
			Found_July 2025 14082 Berganza Belen	244.93	
EF150444	13/08/2025	Bin Bath Corporation Pty Ltd			448.80
			Monthly Bin Clean	448.80	
EF150461	13/08/2025	Bing Technologies			5,049.75
			Mail Delivery D/A	3,624.12	
			Mail Delivery D/A	1,425.63	
EF150627	20/08/2025	Bing Technologies			9,847.98
			Mail Delivery D/A	9,847.98	
EF150520	20/08/2025	Bitches Brew Picture Framers			1,092.00
			28 image printing and framing	1,092.00	
EF150623	20/08/2025	BJ Systems			451.00
			200 access holders & plastic strips -WCC	451.00	
EF150823	27/08/2025	BJ Systems			198.00
			Investigate door issue - Mayors Office	198.00	



Payment Register

Payment No	Payment Date	Payee	Invoice Description	Invoice Amount	Payment Amount
EF150837	27/08/2025	Black Diamond Security (Australia) Pty Ltc			1,039.50
			Cash collection service FY25-26 FAC	1,039.50	
EF150673	20/08/2025	Blake Tweedie			300.00
			Spring Travel Assistance Program	300.00	
EF150611	20/08/2025	Bliss Media Pty Ltd			1,628.00
			Visit Fremantle website support to Oct25	1,628.00	
EF150811	27/08/2025	BMT Commercial Australia Pty Ltd			14,762.88
			Topographic Survey- Variation 03	14,762.88	
EF150699	27/08/2025	Bohemian Ceramics			160.59
			Found_July 2025 10396 Bohemian Cerams	160.59	
EF150391	13/08/2025	Bolinda Publishing Pty Ltd			1,306.13
			Unpresented invoices from 2024/25 FY	588.83	
			Unpresented invoices from 2024/25 FY	50.49	
			Unpresented invoices from 2024/25 FY	69.03	
			Unpresented invoices from 2024/25 FY	29.04	
			Unpresented invoices from 2024/25 FY	151.47	
			Unpresented invoices from 2024/25 FY	76.66	
			Unpresented invoices from 2024/25 FY	72.60	



Payment Register

Payment No	Payment Date	Payee	Invoice Description	Invoice Amount	Payment Amount
			Unpresented invoices from 2024/25 FY	111.27	
			Unpresented invoices from 2024/25 FY	27.17	
			Unpresented invoices from 2024/25 FY	88.81	
			Unpresented invoices from 2024/25 FY	40.76	
EF150311	06/08/2025	Boral Resources WA Limited T/as Boral C			1,398.32
			Supply and delivery of premix concrete	472.78	
			Supply and delivery of premix concrete	533.28	
			Supply and delivery of premix concrete	392.26	
EF150606	20/08/2025	Boral Resources WA Limited T/as Boral C			433.29
			Supply and delivery of premix concrete	433.29	
EF150794	27/08/2025	Bower, Sally Madeleine Livesey			20.20
			Found_July 2025 19990 Bower Sally	20.20	
EF150389	13/08/2025	BP Australia Pty Ltd			6,639.84
			BP Invoice Import - 2025-07-31	6,639.84	
EF150645	20/08/2025	BPI Trading Pty Ltd			475.40
			WFAC Ice for events	475.40	
EF150283	06/08/2025	Bradmac ConsultingT/a Blue Lawn Desigr			40.20
			FVC Merchandise Sales - July 2025	40.20	



Payment Register

Payment No	Payment Date	Payee	Invoice Description	Invoice Amount	Payment Amount
EF150743	27/08/2025	Bradmac ConsultingT/a Blue Lawn Desigr			592.37
			Found_July 2025 15020 Bradmac Consult	592.37	
EF150316	06/08/2025	Brandworx Australia			1,228.65
			Aussie Pacific Ladies vest	1,228.65	
EF150610	20/08/2025	Brandworx Australia			103.99
			Uniforms for John Bertoncini	103.99	
EF150332	06/08/2025	Braw Paper Co.			805.88
			FVC Merchandise Sales - July 2025	805.88	
EF150496	13/08/2025	Briannah Davis			2,500.00
			Performance 10NIP 2025	2,500.00	
EF150535	20/08/2025	Bridgestone Australia Limited			1,513.30
			Tyres and Repairs 191073206	351.46	
			Tyres and Repairs	372.24	
			Tyres and Repairs	789.60	
EF150711	27/08/2025	Bridgestone Australia Limited			1,597.62
			Tyres and Repairs	371.36	
			Tyres and Repairs	394.80	
			Tyres and Repairs	351.46	



Payment Register

Payment No	Payment Date	Payee	Invoice Description	Invoice Amount	Payment Amount
			Tyres and Repairs	480.00	
EF150325	06/08/2025	Briteshine Cleaning & Maintenance Servic			726.00
			Carpet Cleaning - LG Workroom & Library	726.00	
EF150815	27/08/2025	Bryan Woltjen			3,000.00
			10NIP Flood Set Design	3,000.00	
EF150393	13/08/2025	Budget Truck Rental P/L			860.81
			Hire of vehicles for bin retrieval.	860.81	
EF150526	20/08/2025	Budget Truck Rental P/L			1,339.03
			Hire of vehicles for bin retrieval.	1,339.03	
EF150636	20/08/2025	Built Environment Collective Pty Ltd			3,300.00
			FLC Upgrades - Consultant Engagement	3,300.00	
EF150254	06/08/2025	Bunnings Building Supplies Pty Ltd			191.84
				191.84	
EF150380	13/08/2025	Bunnings Building Supplies Pty Ltd			89.69
			WFAC Equipment for maintenance	89.69	
EF150513	20/08/2025	Bunnings Building Supplies Pty Ltd			909.80
			As required general supplies	157.75	
			Ceramic Shelving	462.85	



Payment Register

Payment No	Payment Date	Payee	Invoice Description	Invoice Amount	Payment Amount
			Cleaning Items for Program Pool Mirrors	138.63	
			WFAC Learning supplies	150.57	
EF150685	27/08/2025	Bunnings Building Supplies Pty Ltd			1,247.06
			Ceramic Shelving	49.28	
			Ceramic Shelving	220.50	
			exhibition install materials and equipme	299.36	
			exhibition install materials and equipme	462.82	
			Footpath Maintenance - Consumables	39.06	
			Footpath Maintenance - Consumables	176.04	
EF150357	06/08/2025	Bunnings Group Ltd t/as Took Kit Depot			1,072.80
			Purchase of Concrete Bags	1,072.80	
EF150482	13/08/2025	Bunnings Group Ltd t/as Took Kit Depot			1,235.52
			Purchase of Concrete Bags	1,235.52	
EF150862	27/08/2025	Burgess Personnel Pty Ltd			19,448.00
			Agency Labour - Building Projects	3,300.00	
			Agency Labour - Building Projects	3,344.00	
			Agency Labour - Building Projects	3,300.00	
			Agency Labour - Building Projects	2,684.00	



Payment Register

Payment No	Payment Date	Payee	Invoice Description	Invoice Amount	Payment Amount
			Agency Labour - Building Projects	3,388.00	
			Agency Labour - Building Projects	3,432.00	
EF150296	06/08/2025	Bushfire Prone Planning			3,696.00
			Milestone 1 - Sth Frem. Landfill Site	3,696.00	
EF150381	13/08/2025	C F M E Union			90.00
			CFMEU Coy 2 Period Type O Comp Ref 823.00i	90.00	
EF150686	27/08/2025	C F M E Union			90.00
			CFMEU Coy 2 Period Type O Comp Ref 823.00i	90.00	
EF150646	20/08/2025	Cappfinity Pty Ltd			2,205.50
			Strengths Profiles May 2025	2,205.50	
EF150701	27/08/2025	Carboni Anthea Judith			28.79
			Found_July 2025 10535 Carboni Anthea	28.79	
EF150740	27/08/2025	Cardile International Fireworks Pty Ltd			10,175.00
			Fire Management Services - 10NIP	10,175.00	
EF150702	27/08/2025	Cards With A View			265.13
			Found_July 2025 10537 Cards with a View	265.13	
DD004114	04/08/2025	CBA Bank Charges Only			2,546.25
			CBA Bank Charge	2,546.25	



Payment Register

Payment No	Payment Date	Payee	Invoice Description	Invoice Amount	Payment Amount
DD004117	15/07/2025	CBA Bank Charges Only			-12.80
			Refund CBA Merch Fee Jul'25 CBA Bank Charç	-12.80	
EF150527	20/08/2025	Centreline Markings			1,870.00
			ACROD Linemarking - Samson Park	1,870.00	
EF150486	13/08/2025	CEOs For Gender Equity			6,050.00
			CEO Membership Renewal FY 2025/26	6,050.00	
EF150259	06/08/2025	Child Support Agency			1,290.62
			Payroll Deduction - Child Support	1,290.62	
EF150519	20/08/2025	Child Support Agency			1,290.62
			Payroll Deduction - Child Support	1,290.62	
EF150319	06/08/2025	Chivers Asphalt Pty Ltd			10,010.00
			Leake St - Car Park Works	770.00	
			Minor asphalt repair works - Leake St	5,940.00	
			Small patch repair job on drainage	3,300.00	
EF150720	27/08/2025	Chongwe Njalikwa			53.03
			Found_July 2025 11752 Chongwe Njalik	53.03	
EF150348	06/08/2025	Christopher Paterson Heritage & Architect			8,855.00
			Additional Consultancy - FAC	8,855.00	



Payment Register

Payment No	Payment Date	Payee	Invoice Description	Invoice Amount	Payment Amount
EF150721	27/08/2025	Chynoweth Kathryn			155.54
			Found_July 2025 11753 Chynoweth Kath	155.54	
EF150518	20/08/2025	City of Cockburn			24,269.73
			Dispose sweeper tailings	24,269.73	
EF150690	27/08/2025	City of Cockburn			960.00
			City of Cockburn reciprocal access.	960.00	
EF150400	13/08/2025	City of Melville			1,960.00
			City of Melville reciprocal access.	1,960.00	
EF150530	20/08/2025	City of Melville			7,108.26
			Garling St Maint Contribution- 2025	7,108.26	
EF150704	27/08/2025	City of Swan			58.95
			Purchase of two books - Waste Education	58.95	
EF150294	06/08/2025	Civica Pty Limited			74,389.70
			Spydus Renewal Year 1	74,389.70	
EF150329	06/08/2025	Civil Sciences and Engineering PTY LTD			3,872.00
			Invoice Payment INV-00485 - P280567	3,872.00	
EF150725	27/08/2025	Claire Townsend Designs			308.05
			Found_July 2025 12155 Claire Townsend	308.05	



Payment Register

Payment No	Payment Date	Payee	Invoice Description	Invoice Amount	Payment Amount
EF150705	27/08/2025	Clancys Fish Pub - GLYDE STREET UNIT			330.00
			Future Treasures workshop venue hire	330.00	
EF150592	20/08/2025	Claw Environmental			462.00
			BLANKET ORDER (1 July 2025-30 June 2026)	462.00	
EF150314	06/08/2025	CMG Fire and Safety Services WA Pty Ltd			165.00
			Update Fire Escape Plans - Evan Davies	165.00	
EF150609	20/08/2025	CMG Fire and Safety Services WA Pty Ltd			2,608.82
			Fire evacuation plan audit - Depot	676.50	
			Fire evacuation plan audit - Depot	1,932.32	
EF150434	13/08/2025	Code Group Pty Ltd			1,375.00
			Design & Construction - Stage 2	1,375.00	
EF150767	27/08/2025	Code Group Pty Ltd			1,045.00
			CDC and CCC for Collie St Public Toilet	1,045.00	
EF150475	13/08/2025	Colebourne, Selina			220.00
			Upcycle Your Old Jewellery workshop	220.00	
EF150436	13/08/2025	Colleagues Nagels			445.00
			Green Reported Stickers	445.00	
EF150450	13/08/2025	Combat Clothing Australia Pty Ltd			621.50



Payment Register

Payment No	Payment Date	Payee	Invoice Description	Invoice Amount	Payment Amount
			Load Bearing Vest - Wade	621.50	
EF150291	06/08/2025	Contraflow Pty Ltd			4,902.95
			Supply TM for Drainage Scope - Leake St	716.79	
			Supply TM for Drainage Scope - Leake St	1,430.00	
			TM, Drainage Works x 3 locations invoice T18/11	1,293.16	
			TMP, VMB, TM - South Beach Car Park	1,463.00	
EF150435	13/08/2025	Contraflow Pty Ltd			17,656.23
			Contractor TM - Drainage	5,253.20	
			Supply TM for Drainage Scope - Leake St	716.79	
			Supply TM for Drainage Scope - Leake St	2,871.00	
			TM for Asphalt Crew throughout CoF	1,388.09	
			TM, Drainage Works x 3 locations	893.75	
			TMP, VMB, TM - South Beach Car Park	3,151.63	
			TMP, VMB, TM - South Beach Car Park	957.00	
			TMP, VMB, TM - South Beach Car Park	1,881.00	
			Traffic Management - Footpaths & Kerbing	543.77	
EF150581	20/08/2025	Contraflow Pty Ltd			7,231.04
			Contractor TM - Drainage	1,121.08	



Payment Register

Payment No	Payment Date	Payee	Invoice Description	Invoice Amount	Payment Amount
			Supply TM for Drainage Scope - Leake St	450.47	
			TM for footpath works	3,147.11	
			TMP, VMB, TM - South Beach Car Park	1,672.00	
			Traffic Management - Footpaths & Kerbing	840.38	
EF150768	27/08/2025	Contraflow Pty Ltd			9,970.42
			Supply Traffic Management 25-26	1,251.25	
			TM for footpath works	3,035.17	
			TMP, VMB, TM - South Beach Car Park	2,198.37	
			Traffic Management - Drainage Crew	715.00	
			Traffic Management - Drainage Crew	2,770.63	
EF150754	27/08/2025	Convict Bags & Accessories Pty Ltd			47.98
			Found_July 2025 16584 Convict Bags & Access	47.98	
EF150871	27/08/2025	Cooper Brooks			300.00
			Spring Travel Assistance Program	300.00	
EF150714	27/08/2025	Craft Wood Design			80.30
			Found_July 2025 11285 Robert Jones	80.30	
EF150791	27/08/2025	Craneswest (WA) Pty Ltd T/As Western Ti			1,668.70
			Green Waste Removal from FRC	1,668.70	



Payment Register

Payment No	Payment Date	Payee	Invoice Description	Invoice Amount	Payment Amount
EF150266	06/08/2025	CROMAG PTY LTD t/a Sigma Chemicals			82.02
			Pool Supplies	82.02	
EF150691	27/08/2025	Culleys Tea Rooms			240.00
			Catering Customer Service	240.00	
EF150258	06/08/2025	Cygnnet West Pty Ltd			10,028.87
			RCTI Carpark 31-Standing Order 25/26	10,028.87	
EF150865	27/08/2025	Cynthia Poh			146.45
			Found_July 2025 23625 Cynthia Poh	146.45	
EF150413	13/08/2025	D A Christie Pty Ltd			3,558.06
			BBQ Subscriptions GoAccess	3,558.06	
EF150262	06/08/2025	Dafo Pty Ltd			2,678.94
			Depot 1.4 Lt & 500ml Sharps Containers	1,452.00	
			Depot 1.4 Lt & 500ml Sharps Containers	1,226.94	
EF150371	06/08/2025	Damian Murray t/as Go Moves			429.00
			Tree delivery from City of South Perth	429.00	
EF150675	20/08/2025	Danielle Williams			750.00
			Artist in Residence	750.00	
EF150661	20/08/2025	Daniels Printing Craftsmen Pty Ltd			1,452.00



Payment Register

Payment No	Payment Date	Payee	Invoice Description	Invoice Amount	Payment Amount
			10NIP Program 2x print run	1,452.00	
EF150856	27/08/2025	Daniels Printing Craftsmen Pty Ltd			1,756.70
			10NIP Program 1x print run	1,756.70	
EF150355	06/08/2025	Daria Kazakova			18.42
			FVC Merchandise Sales - July 2025	18.42	
EF150681	20/08/2025	Datacom Information Technologies Pty Ltd			3,168.00
			Recollect Consultancy services for the;;	3,168.00	
EF150470	13/08/2025	Daynite Towing Service (WA) Pty Ltd			132.00
			Towing of Abandoned/impounded vehicles	132.00	
EF150836	27/08/2025	Daynite Towing Service (WA) Pty Ltd			473.00
			Towing of Abandoned/impounded vehicles	143.00	
			Towing of Abandoned/impounded vehicles	165.00	
			Towing of Abandoned/impounded vehicles	165.00	
EF150772	27/08/2025	De Bueger Sarah			63.50
			cakes	63.50	
EF150807	27/08/2025	Deep Earth Ceramics			184.33
			Found_July 2025 20973 Smith Sally	184.33	
EF150402	13/08/2025	Department Of Fire And Emergency Servi			5,643.00



Payment Register

Payment No	Payment Date	Payee	Invoice Description	Invoice Amount	Payment Amount
			DFES alarm monitor - FAC	1,881.00	
			DFES alarm monitor - FAC	1,881.00	
			DFES alarm monitor - FAC	1,881.00	
EF150299	06/08/2025	Department of Mines, Industry Regulation			8,189.42
			BSL Fee collected on behalf of the Dept.	8,189.42	
EF150777	27/08/2025	Department of Mines, Industry Regulation			8,184.42
			BSL Fee collected on behalf of the Dept	8,184.42	
EF150282	06/08/2025	Department of Planning, Lands and Herita			11,544.00
			Fees collected for DAP application (on b	11,544.00	
EF150416	13/08/2025	Department of Planning, Lands and Herita			17,097.00
			Fees collected for DAP application (on b	17,097.00	
EF150554	20/08/2025	Detail Marketing Communications			6,600.00
			Social Media Management 25/26	6,600.00	
EF150732	27/08/2025	Detail Marketing Communications			6,600.00
			Social Media Management 25/26	6,600.00	
EF150369	06/08/2025	Diane Sheppard - Mother Earth Dreams			67.00
			FVC Merchandise Sales - July 2025	67.00	
EF150877	27/08/2025	Digital Imaging Express Pty Ltd			5,922.38



Payment Register

Payment No	Payment Date	Payee	Invoice Description	Invoice Amount	Payment Amount
			Samsung QM65C 65" 4K UHD 24/7 500 Nit Co	5,922.38	
EF150377	06/08/2025	District 17 Toastmasters International			96.00
			Toastmasters Fees	96.00	
EF150501	13/08/2025	District 17 Toastmasters International			96.00
			Toastmasters Fees	96.00	
EF150873	27/08/2025	District 17 Toastmasters International			1,038.50
			Toastmasters Fees	46.50	
			Toastmasters Fees	945.50	
			Toastmasters Fees	46.50	
EF150723	27/08/2025	Docherty Anthony			222.20
			Found_July 2025 11924 Docherty A	222.20	
EF150279	06/08/2025	Docuprint			330.00
			South beach car park - Signage	330.00	
EF150548	20/08/2025	Docuprint			768.00
			8 x Poster Print - South Beach C/P	768.00	
EF150728	27/08/2025	Docuprint			414.15
			Parking Fee Stickers	414.15	
EF150322	06/08/2025	Dormakaba Australia Pty Ltd			616.33



Payment Register

Payment No	Payment Date	Payee	Invoice Description	Invoice Amount	Payment Amount
			Repair gate to carpark at Fremantle Oval	616.33	
EF150816	27/08/2025	Dormakaba Australia Pty Ltd			418.00
			A/H call out 18/4 High St Auto door WCC	418.00	
			Auto/Swing Door Service Maint - WCC	-341.55	
			Auto/Swing Door Service Maint - WCC	341.55	
EF150617	20/08/2025	Double G (WA) Pty Ltd t/a Think Water Pe			1,742.77
			Think Water - Irrigation Services	1,056.00	
			Think Water - Irrigation Services	686.77	
EF150724	27/08/2025	Downer EDI Works Pty Ltd			30,723.85
			Asphalt Works - South Beach Car Park	30,723.85	
EF150613	20/08/2025	Dowsing Group Pty Ltd			4,756.60
			Dowsing Footpath Concrete Works	4,756.60	
EF150803	27/08/2025	Dunford Carrol			78.78
			Found_July 2025 20817 Dunford Carol	78.78	
EF150297	06/08/2025	Easisalary Pty Ltd			7,518.09
			EasiSalary (Post Tax) Coy 2 Period Type I Comp	1,954.08	
			EasiSalary (Pre Tax) Coy 2 Period Type I Comp	5,564.01	
EF150586	20/08/2025	Easisalary Pty Ltd			7,338.63



Payment Register

Payment No	Payment Date	Payee	Invoice Description	Invoice Amount	Payment Amount
			EasiSalary (Post Tax) Coy 2 Period Type I Comp	1,954.08	
			EasiSalary (Pre Tax) Coy 2 Period Type I Comp	5,384.55	
EF150564	20/08/2025	Eclipse Soils Pty Ltd			1,804.00
			2 x 20m3 Aquamar mulch	1,804.00	
EF150679	20/08/2025	Edison IP Pty Ltd			4,240.20
			Market Campaign-7-9 South Tce Fremantle	2,382.60	
			Market Campaign-7-9 South Tce Fremantle	1,857.60	
EF150619	20/08/2025	EGAN SANDRA			400.00
			Sandra Egan - Weaving Workshop	200.00	
			Sandra Egan - Weaving Workshop 2/2	200.00	
EF150333	06/08/2025	Einiitd Benice Taylor T/A Serene Forest Le			81.74
			FVC Merchandise Sales - July 2025	81.74	
EF150521	20/08/2025	Ejan Communications			680.91
			Community Safety Team radios;;	516.18	
			Parking Team radios;;	164.73	
EF150694	27/08/2025	Ejan Communications			807.40
			Safety radios - Multi Teams	807.40	
EF150820	27/08/2025	ELIZABETH DAWES t/as WOVEN STORI			295.43



Payment Register

Payment No	Payment Date	Payee	Invoice Description	Invoice Amount	Payment Amount
			Found_July 2025 21455 Dawes Elizabeth	295.43	
EF150858	27/08/2025	Elizabeth Jessie Radloff			78.28
			Found_July 2025 23394 Jessie Radloff	78.28	
EF150440	13/08/2025	Environmental Industries Pty Ltd		27,277.80	
			Herbicide application all Parks	27,277.80	
EF150585	20/08/2025	Environmental Industries Pty Ltd		36,878.82	
			EI -Schedule 1A - Arterial, Hazard & Bus	36,878.82	
EF150335	06/08/2025	EON Protection Pty Ltd		47,701.92	
			Contract extension- 12 mths- FCC627/22	15,848.20	
			Contract extension- 12 mths- FCC627/22	16,150.86	
			Contract extension- 12 mths- FCC627/22	15,702.86	
EF150605	20/08/2025	Ezra Alcantra Photography		1,100.00	
			10NIP opening night photography	770.00	
			WFACPA25 Artist Talks Photography	330.00	
EF150763	27/08/2025	Faithfull Marcaela		10.10	
			Found_July 2025 18066 Faithfull Marcaela	10.10	
EF150626	20/08/2025	Fedele James Camarda		3,248.34	
			Meeting Allowance	3,248.34	



Payment Register

Payment No	Payment Date	Payee	Invoice Description	Invoice Amount	Payment Amount
EF150553	20/08/2025	Felicity Groom			11,385.00
			Live Performance 10NIP 2025	11,385.00	
EF150648	20/08/2025	FGS Capital Trading Pty Ltd			230.00
			Chest Freezer Hire	230.00	
EF150582	20/08/2025	Fitzhardinge Hannah			13,102.42
			Mayoral Allowance	13,102.42	
EF150771	27/08/2025	Fitzhardinge Hannah			15.05
			Reimbursement - Mayor Hannah Fitzharding	15.05	
EF150422	13/08/2025	Flight Centre Business Travel			1,141.89
			Canberra Return Flights	1,141.89	
EF150792	27/08/2025	Flora Waycott			40.40
			Found_July 2025 19823 Flora Waycott	40.40	
EF150657	20/08/2025	Flowbird Australia Pty Ltd			695.67
			Ticket Machine Banking Fees 25/26	695.67	
EF150671	20/08/2025	FLYNN WILLIAM RODDAN VINCENT			5,000.00
			Live performance 10NIP Freak Out	5,000.00	
EF150286	06/08/2025	Forgotten Australians Coming Together Inc			1,000.00
			Community Donation CD090	1,000.00	



Payment Register

Payment No	Payment Date	Payee	Invoice Description	Invoice Amount	Payment Amount
EF150603	20/08/2025	Franklyn Mofflin			3,248.34
			Annual Meeting Allowance	3,248.34	
EF150424	13/08/2025	Fremantle Buffalo Club			396.00
			Future Treasures workshop venue hire &	396.00	
EF150425	13/08/2025	Fremantle Chamber Orchestra Pty Ltd			10,290.00
			Live Performance 10NIP FCO	10,290.00	
EF150757	27/08/2025	Fremantle Chamber Orchestra Pty Ltd			885.00
			Sponsorship for FCO 20th Anniversary	885.00	
EF150404	13/08/2025	Fremantle Markets			64.93
			Energy reimbursement costs-under awning	64.93	
EF150713	27/08/2025	Fremantle Men's Community Shed Inc			1,424.98
			Sticker and Graffiti Removal- 24-25	1,424.98	
EF150397	13/08/2025	Fremantle PCYC			1,071.89
			Electricity account for The Toy Library	1,071.89	
EF150267	06/08/2025	Fremantle Port Authority			568.18
				568.18	
EF150324	06/08/2025	FREO FIRE MAINTENANCE SERVICES I			1,629.56
			Replace Fire Extinguisher- Bruce Lee C/R	177.62	



Payment Register

Payment No	Payment Date	Payee	Invoice Description	Invoice Amount	Payment Amount
			Replace Fire Extinguishers- Hilton Bowls	327.22	
			Replace Fire Extinguishers- Kidogo Art/H	250.22	
			Replace smoke detector batteries - FAC	874.50	
EF150458	13/08/2025	FREO FIRE MAINTENANCE SERVICES I			198.00
			Fire services audit - Depot	198.00	
EF150622	20/08/2025	FREO FIRE MAINTENANCE SERVICES I			1,626.08
			Isolate/Deisolate fire system - NF Commu	770.00	
			Payment of Invoice INV-22103 - P280615	661.96	
			Replace Fire Extinguisher- Hilton Soccer	194.12	
EF150875	27/08/2025	Freshworks Inc			29,846.40
			Freshservice - Enterprise Annual	29,846.40	
EF150474	13/08/2025	Fulton Hogan Industries			1,881.00
			As required Ezi premix cold mix asphalt	1,881.00	
EF150340	06/08/2025	FUTURE FOOTPRINTS AUSTRALIA PTY			24.09
			FVC Merchandise Sales - July 2025	24.09	
EF150478	13/08/2025	Futureproof Building Services Pty Ltd			56,483.67
			Artificial turf/slab works- Stevens Res	2,879.80	
			Brad Hardie Clubrooms	7,909.00	



Payment Register

Payment No	Payment Date	Payee	Invoice Description	Invoice Amount	Payment Amount
			Changerooms roof leak - FLC	1,750.66	
			Check hallway leak - FAC	943.03	
			Check leak & do repairs - Victoria Hall	2,275.31	
			Conducting works at Victoria Hall	2,330.90	
			Conducting works at Victoria Hall	22,160.05	
			Downpipe works - Stevens Res Clubrooms	783.75	
			Flashing failed on 2 separate skylights	1,089.72	
			Gutters have corroded out - Ginos	941.68	
			Leaks in Town Hall	398.65	
			Modification of rainhead and downpipe	1,749.00	
			Repair downpipes and rain-heads.	2,704.00	
			Repair leak at Netball Centre	517.57	
			Repair leak in changerooms Leisure Ctr	310.19	
			Roof Leak- North Frem Comm Hall	353.76	
			Roof leaking - Mechanical Workshop	2,520.74	
			Skylight Sheet Works- Kidogo Art Gallery	1,095.60	
			Water ingress - Kiosk, FLC	558.26	
			Winter gutter cleans Freo Arts Centre	3,212.00	



Payment Register

Payment No	Payment Date	Payee	Invoice Description	Invoice Amount	Payment Amount
EF150647	20/08/2025	Futureproof Building Services Pty Ltd			286.61
			Rook leak - Victoria Hall	286.61	
EF150840	27/08/2025	Futureproof Building Services Pty Ltd			12,420.17
			Bulkhead leaks - 2nd floor, WCC	688.06	
			Clear gutters - Hazel Orme Kindergarten	428.77	
			Clear gutters - Meeting Place	391.05	
			Corroded Gutters- Port Beach	1,047.20	
			Corroded Gutters- Port Beach	501.05	
			Drainage & clear downpipes - Steven Res	2,557.39	
			Inspect roof for leaks - DADAA	318.89	
			Lvl 3 Leaks, plant room & tenancy - WCC	1,814.10	
			Repair leak on level 2 at WCC	1,473.14	
			Replace compression locks & reseal sewer	470.36	
			Roof leak repair at WCC	784.75	
			Roof Report - South Beach Kiosk	320.65	
			Roofing Inspection - 9 Captains Lane	320.65	
			Roofing Inspection - 9 Captains Lane	320.65	
			Roofing Inspection - 9 Captains Lane	364.10	



Payment Register

Payment No	Payment Date	Payee	Invoice Description	Invoice Amount	Payment Amount
			Rook leak - Victoria Hall	320.65	
			Water leak - Nth Frem Comm Hall	298.71	
EF150783	27/08/2025	Gardner Lisa			287.85
			Found_July 2025 19309 Kor	287.85	
DD004110	01/08/2025	Garnama Pty Ltd T/A Les Mills Asia Pacific			1,064.68
			L fee 876622 Les Mills fitness class Aug 2025 G.	1,064.68	
EF150855	27/08/2025	Gendermess Productions - Blake Anderso			6,000.00
			Live Performance 10NIP - Party Favours	6,000.00	
EF150370	06/08/2025	Genevieve Jewell Miller			450.00
			DJ Set x Exhibitions Opening	450.00	
EF150879	27/08/2025	Georgia Mofflin			300.00
			Sport Travel - Georgia Mofflin	300.00	
EF150362	06/08/2025	Gerfran Pty Ltd T/A The Frenchams Group			66.00
			FVC Hire and maintenance of indoor plant	66.00	
EF150487	13/08/2025	Gerfran Pty Ltd T/A The Frenchams Group			1,295.80
			Plant Hire - Walyalup Civic Centre	1,295.80	
EF150660	20/08/2025	Gerfran Pty Ltd T/A The Frenchams Group			1,361.80
			FVC Hire and maintenance of indoor plant	66.00	



Payment Register

Payment No	Payment Date	Payee	Invoice Description	Invoice Amount	Payment Amount
			Plant Hire - Walyalup Civic Centre	1,295.80	
EF150534	20/08/2025	Gillespie Natalie			1,000.00
			FAC Yeah July 2025	1,000.00	
EF150678	20/08/2025	Giuseppe Terence Rugnetta / Papa Giuse			1,999.00
			Art work 10NIP	1,999.00	
EF150465	13/08/2025	GLEN FLOOD GROUP (GFG) PTY LTD			3,718.00
			Temporary Labour Hire	3,718.00	
EF150567	20/08/2025	GLG Greenlife Group Pty Ltd			23,845.16
			GLG - Schedule A - Local Reserve Maint.	4,754.20	
			GLG Schedule B - Street Gardens Maint.	14,704.51	
			GLG Schedule C - Special Area Rate (SAR)	2,921.66	
			GLG Schedule D - Car Park Maintenance	1,464.79	
EF150417	13/08/2025	Goodchild Enterprises			297.00
			Supply Batteries as Required	297.00	
EF150560	20/08/2025	Goodchild Enterprises			129.80
			Supply Batteries as Required	129.80	
EF150746	27/08/2025	Goodchild Enterprises			508.20
			Supply Batteries as Required	508.20	



Payment Register

Payment No	Payment Date	Payee	Invoice Description	Invoice Amount	Payment Amount
EF150618	20/08/2025	GRA PARTNERS PTY LTD			11,000.00
			Intelligence Gathering – GRA Partners	11,000.00	
EF150602	20/08/2025	Graham Geoffrey			3,248.34
			Annual Meeting Allowance	3,248.34	
EF150822	27/08/2025	GREEN BY NATURE SPECIALTY SERVI			17,992.03
			Sports Turf Works	17,992.03	
EF150568	20/08/2025	Greenacres Turf Group			11,200.83
			Turf replacement- Sport/Passive Reserves	11,200.83	
EF150543	20/08/2025	Greensteam Australia Pty Ltd			40,921.85
			Ad-Hoc Chem Free Works - CoF	722.65	
			Schedule 1B-Arterial Roads -6 x Services GSA-4	35,247.48	
			Schedule 1C Suburban Areas -2 x Services	1,829.45	
			Schedule 1D-Foreshore Areas-12 x Service	2,683.20	
			Schedule 1F-Fremantle Leisure-12 Service	439.07	
EF150607	20/08/2025	Greenway Turf Solutions Pty Ltd			16,632.00
			Fungicide Application Sporting Reserves	16,632.00	
EF150739	27/08/2025	Gregson Jocelyn			100.50
			Found_July 2025 14209 Gregson Jocelyn	100.50	



Payment Register

Payment No	Payment Date	Payee	Invoice Description	Invoice Amount	Payment Amount
EF150256	06/08/2025	Gronbek Security			541.92
			Chge batteries in SALTO/Chge manual lock	541.92	
EF150382	13/08/2025	Gronbek Security			3,932.93
			Ad-hoc key cut requests	352.00	
			Ad-hoc key cut requests	107.98	
			Ad-hoc key cut requests	153.21	
			Ad-hoc key cut requests	166.89	
			Ad-hoc key cut requests	89.98	
			Ad-hoc key cut requests	53.99	
			Brad Hardie Clubrooms Dick Lawrence Oval	94.67	
			Staple locks & hasp - sewer pump control	927.33	
			Supply keys & locks urgently	1,986.88	
EF150515	20/08/2025	Gronbek Security			760.18
			Repair broken lock - Port Beach C/Room	538.53	
			Repair lock - Hilton Upper Changeroom	221.65	
EF150469	13/08/2025	Grosvenor Engineering Group Pty Ltd			37,478.86
			Fire Panel Isolation- History Cntr, WCC	399.99	
			Fire Panel Key replacement & Spare - WCC	208.69	



Payment Register

Payment No	Payment Date	Payee	Invoice Description	Invoice Amount	Payment Amount
			Rectify refrigerant leak-chiller at WCC	9,392.21	
			Replacement part for chiller due to leak	25,664.10	
			Sensor cleaning & isolation 3rd floor	478.86	
			Walyalup Civic Centre	299.89	
			Walyalup Civic Centre	431.85	
			Walyalup Civic Centre	603.27	
EF150634	20/08/2025	Grosvenor Engineering Group Pty Ltd			8,410.93
			Emergency light repairs - WCC	2,497.62	
			HVAC Maintenance - Walyalup Civic Centre	603.27	
			HVAC Maintenance - Walyalup Civic Centre	900.26	
			Walyalup Civic Centre	4,113.81	
			Wet/Dry Fire System Maintenance - WCC	295.97	
EF150375	06/08/2025	Guillaume Martin Morillon/ I LOVE FREMA			56.28
			FVC Merchandise Sales - July 2025	56.28	
EF150569	20/08/2025	Guru Production Pty Ltd			11,000.00
			Destination WA TV Episode Production	11,000.00	
EF150744	27/08/2025	Hadwin Anna			172.71
			Found_July 2025 15330 Hadwin Anna	172.71	



Payment Register

Payment No	Payment Date	Payee	Invoice Description	Invoice Amount	Payment Amount
EF150595	20/08/2025	Hana Priest			3,201.00
			Fire performamces. Flaming Freo - TNIP25	3,201.00	
EF150786	27/08/2025	Hana Priest			1,364.00
			Live Performance 10NIP 2025 Launch	1,364.00	
EF150718	27/08/2025	Harris Amanda			25.25
			Found_July 2025 11491 Harris Amanda	25.25	
EF150709	27/08/2025	Harrison Rodger			246.44
			Found_July 2025 10976 Harrison Rodger	246.44	
EF150353	06/08/2025	Hart Sport Australia Pty Ltd			182.50
			HART Table Tennis Bats	182.50	
EF150841	27/08/2025	Hart Sport Australia Pty Ltd			280.00
			Samson Rec Equipment Replacement	280.00	
EF150576	20/08/2025	HCC Aust Pty Ltd			3,344.00
			Additional Brick Paving- Leake Street	3,344.00	
EF150287	06/08/2025	Healing India Creative Arts			585.00
				585.00	
EF150854	27/08/2025	Henschke Jewellery			77.27
			Found_July 2025 23294 Henschke Jewell	77.27	



Payment Register

Payment No	Payment Date	Payee	Invoice Description	Invoice Amount	Payment Amount
EF150378	07/08/2025	Heytesbury Technologies Pty Ltd atf Ham			2,992.00
			Leake street - Cable Gates	2,992.00	
EF150631	20/08/2025	HHP Systems Pty Ltd			1,364.00
			HHP Service Fees	1,364.00	
EF150795	27/08/2025	Higgins Lawnmowing Service			6,275.50
			Higgins - FAC Maintenance x 19 services	2,244.00	
			Higgins - FLC Maintenance x 52 services.	2,068.00	
			Higgins - Samson Rec x 26 services	418.00	
			Higgins - The Meeting Place x 19 service	110.00	
			Landscape Maint - Dog Pound	126.50	
			Landscape Maint - Hazel Orme/Valley Orch	396.00	
			Landscape Maint - North Freo Comm Hall	132.00	
			Landscape Maint - St John's Ambulance	132.00	
			Landscape Maint - Union Stores C/Park	77.00	
			Landscape Maint- Freo Oval Secure Car/Pk	143.00	
			Landscape Maintenance - Arthur Head	429.00	
EF150737	27/08/2025	Hilton Primary School			1,243.58
			Water use: Hilton Harvest Comm Garden	1,243.58	



Payment Register

Payment No	Payment Date	Payee	Invoice Description	Invoice Amount	Payment Amount
EF150712	27/08/2025	Hocking Planning & Architecture			5,940.00
			Construction Stage Consultancy	1,980.00	
			Mechanical Scope V1.1 - Naval Stores	3,960.00	
EF150489	13/08/2025	Hosemasters Spearwood - The Trustee fo			819.42
			Hyd hose repairs mobile	819.42	
EF150421	13/08/2025	Hougoumont Hotel			1,125.00
			Trent Walter accommodation	1,125.00	
EF150805	27/08/2025	Hovea Pottery Greg Crowe			202.00
			Found_July 2025 20885 Hovea Pottery	202.00	
EF150373	06/08/2025	Human Excellence Project Incorporated			5,000.00
			Installation performance 10NIP 2025	5,000.00	
EF150669	20/08/2025	Human Excellence Project Incorporated			9,000.00
			10NIP Hall design	9,000.00	
EF150471	13/08/2025	HYDROCHEM			435.60
			Legionella testing Leisure Centre	435.60	
EF150346	06/08/2025	Ian De Souza - Artist			16.75
			FVC Merchandise Sales - July 2025	16.75	
EF150547	20/08/2025	IAS Fine Art Logistics Pty Ltd			242.00



Payment Register

Payment No	Payment Date	Payee	Invoice Description	Invoice Amount	Payment Amount
			Collection Transport Costs	121.00	
			Collection Transport Costs	121.00	
EF150800	27/08/2025	Image Extra			9,872.50
			17 x S.Steel Bollards - South Beach	9,872.50	
EF150428	13/08/2025	Imagesource Digital Solutions			173.36
			A-Frames & Marquee Signage	173.36	
EF150573	20/08/2025	Imagesource Digital Solutions			7,424.50
			10 NIP Corflute Inserts	1,069.20	
			10 NIP Princess May Banner	361.13	
			10 NIP Rockface Banner	535.15	
			Exhibitions Fence Banners	915.20	
			Exhibitions Fence Banners	181.29	
			Exhibitions Fence Banners	906.68	
			Exhibitions Fence Banners	91.15	
			Signage + wall labels WFACPA	2,758.60	
			Strings of Winter Programmes	358.60	
			Swing Tennis Signage + A Frame	247.50	
EF150759	27/08/2025	Imagesource Digital Solutions			1,354.67



Payment Register

Payment No	Payment Date	Payee	Invoice Description	Invoice Amount	Payment Amount
			Image Source - labels	136.40	
			Karrabing gallery entrance copy	263.25	
			Karrabing gallery entrance copy	301.40	
			Karrabing gallery entrance copy	341.00	
			WFACPA winning stickers	312.62	
EF150761	27/08/2025	In Tune Piano Service			275.00
			Piano tuning town hall 25/26	275.00	
EF150814	27/08/2025	Indian Ocean Craft Triennial			20.20
			Found_July 2025 21168 Indian Ocean Craft Trie	20.20	
EF150643	20/08/2025	Ingrid Lydia Van Dorssen			3,248.34
			Annual Meeting Allowance	3,248.34	
EF150456	13/08/2025	Inhabit Australasia Pty Ltd			8,250.00
			Replacement PO - Facade Condition Audit	8,250.00	
EF150307	06/08/2025	Injury Control Council of Western Australia			34.73
			Refund unspent grant funding	34.73	
EF150558	20/08/2025	Instant Toilet & Shower Pty Ltd T/as Insta			404.80
			Hire of transportable lunchroom -Depot	404.80	
EF150742	27/08/2025	Instant Toilet & Shower Pty Ltd T/as Insta			6,969.82



Payment Register

Payment No	Payment Date	Payee	Invoice Description	Invoice Amount	Payment Amount
			2 x Portable Toilets for Ken Allen	2,884.20	
			Portable toilets South Beach- Inv 208180	4,085.62	
EF150331	06/08/2025	INTELIFE GROUP LIMITED			379.50
			Invoice Payment CIT016-E0625B-1- P274787	-126.50	
			Invoice Payment CIT016-E0625B-1- P274787	506.00	
EF150466	13/08/2025	INTELIFE GROUP LIMITED			6,072.00
			Invoice Payment CIT016-E0625 - P277399	6,072.00	
EF150831	27/08/2025	INTELIFE GROUP LIMITED			7,463.50
			Litter Collection for Parks and Reserves	7,463.50	
EF150839	27/08/2025	Intercheck Global			196.02
			Criminal History Checks	196.02	
EF150464	13/08/2025	Itomic Digital Pty Ltd			1,100.00
			Access to old website - July & August	825.00	
			Access to old website - July & August	275.00	
EF150630	20/08/2025	Itomic Digital Pty Ltd			1,100.00
			Access to old website - July & August	825.00	
			Access to old website - July & August	275.00	
EF150575	20/08/2025	IXOM Pty Ltd			295.99



Payment Register

Payment No	Payment Date	Payee	Invoice Description	Invoice Amount	Payment Amount
			IXOM- Monthly Service Fee	295.99	
EF150495	13/08/2025	J BOS & L.R BOS			22,000.00
			Installation performance 10NIP 2025	22,000.00	
EF150863	27/08/2025	J BOS & L.R BOS			7,698.90
			10NIP sound scape	2,198.90	
			Hall Design 10NIP	5,500.00	
EF150651	20/08/2025	Jack Brazier			300.00
			Jack brazier Travel Grant	300.00	
EF150878	27/08/2025	Jack Duffy t/as Time Rebel			600.00
			Live Performance 10NIP 2025 TR Musician	600.00	
EF150276	06/08/2025	Jackson McDonald			18,795.78
			Legal advice - Rule Street Tunnel	18,795.78	
EF150257	06/08/2025	Jacksons Drawing Supplies			463.05
			Term 3 General Materials	40.25	
			Term 3 General Materials	150.60	
			Term 3 General Materials	272.20	
EF150383	13/08/2025	Jacksons Drawing Supplies			97.90
			Term 3 General Materials	97.90	



Payment Register

Payment No	Payment Date	Payee	Invoice Description	Invoice Amount	Payment Amount
EF150532	20/08/2025	Japanese Truck & Bus Spares			517.10
			2024-2025 - Truck Replacement Parts	517.10	
EF150710	27/08/2025	Japanese Truck & Bus Spares			71.15
			Supply truck parts for Hino, Isuzu	71.15	
EF150692	27/08/2025	Jason Signmakers			212.87
			PPA164 - AUTHORISED PARKING ONLY450 X	212.87	
EF150334	06/08/2025	Jayden Weston / Okaythen Pty Ltd trading			621.29
			FVC Merchandise Sales - July 2025	621.29	
EF150433	13/08/2025	JB Hifi Commercial			487.00
			New Dyson FLC GYM	487.00	
EF150764	27/08/2025	JB Hifi Commercial			757.70
			Microsoft Thunderbolt 4 Dock	757.70	
EF150599	20/08/2025	JBA Surveys			7,260.00
			Feature Survey - South Beach Dog Beach	7,260.00	
EF150644	20/08/2025	Jemima Williamson-Wong			3,248.34
			Annual Meeting Allowance	3,248.34	
EF150785	27/08/2025	Jenny Dawson Trading as J Shed Ceramic			16.67
			Found_July 2025 19352 Jenny Dawson	16.67	



Payment Register

Payment No	Payment Date	Payee	Invoice Description	Invoice Amount	Payment Amount
EF150503	13/08/2025	Jody Graham			234.08
			Quest accommodation reimbursement	234.08	
EF150745	27/08/2025	Jones Kate			211.60
			Found_July 2025 15468 Jones Kate	211.60	
EF150571	20/08/2025	Joseph Landro T/As Joe's Printing			3,593.00
			Kate Oshea printing production	3,593.00	
EF150352	06/08/2025	Josephine Clarke			13.37
			FVC Merchandise Sales - July 2025	13.37	
EF150835	27/08/2025	Joshua Button Enterprises			45.45
			Found_July 2025 22159 Joshua Button	45.45	
EF150579	20/08/2025	JPS Rigging Services Pty Ltd			9,405.00
			Report on stage & fly system- Town Hall	9,405.00	
EF150838	27/08/2025	Julia Wade			270.68
			Found_July 2025 22769 Julia Wade	270.68	
EF150787	27/08/2025	Juluwarlu Group Aboriginal Corporation			365.12
			Found_July 2025 19522 Juluwarlu	365.12	
EF150801	27/08/2025	Kaleidoscope Studio Pty Ltd			50.50
			Found_July 2025 20508 Helen Ansell	50.50	



Payment Register

Payment No	Payment Date	Payee	Invoice Description	Invoice Amount	Payment Amount
EF150502	13/08/2025	Kate O'Shea			300.00
			WFACPA Artist Talk - Aug 16	300.00	
EF150677	20/08/2025	Kate O'Shea			287.84
			WFACPA Artist Talk - Aug 16	287.84	
EF150806	27/08/2025	KATE SALE JEWELLERY			282.80
			Found_July 2025 20957 Sale Kate	282.80	
EF150819	27/08/2025	Kaya Lee Carson			400.00
			Kaya Carson - Damper Making	400.00	
EF150304	06/08/2025	Kerr James			4.69
			FVC Merchandise Sales - July 2025	4.69	
EF150488	13/08/2025	Kilmore Group Pty Ltd			263,836.61
			Base Works Lump Sum - 38-40 Henry St	263,836.61	
EF150360	06/08/2025	Kimberly Design			88.44
			FVC Merchandise Sales - July 2025	88.44	
EF150861	27/08/2025	Kingskipp Pty Ltd t/as Gateway Printing			701.80
			Swimming pool inspection books and busin	701.80	
EF150270	06/08/2025	Kleenheat Gas			1,901.05
			Gas Usage - Walyalup Civic Centre	1,901.05	



Payment Register

Payment No	Payment Date	Payee	Invoice Description	Invoice Amount	Payment Amount
EF150695	27/08/2025	Kleenheat Gas			10,607.90
			Gas Usage - Fremantle Leisure Centre	10,607.90	
EF150274	06/08/2025	Kleenit			5,413.17
			Graffiti Removal for City of Fremantle	330.00	
			Graffiti Removal for City of Fremantle	1,401.06	
			Graffiti Removal for City of Fremantle	3,682.11	
EF150408	13/08/2025	Kleenit			5,830.03
			Graffiti Removal for City of Fremantle	3,649.17	
			Graffiti Removal for City of Fremantle	330.00	
			Graffiti Removal for City of Fremantle	1,850.86	
EF150537	20/08/2025	Kleenit			5,521.72
			Graffiti Removal for City of Fremantle	2,179.37	
			Graffiti Removal for City of Fremantle	3,012.35	
			Graffiti Removal for City of Fremantle	330.00	
EF150717	27/08/2025	Kleenit			5,452.84
			Graffiti Removal for City of Fremantle	3,710.90	
			Graffiti Removal for City of Fremantle	330.00	
			Graffiti Removal for City of Fremantle	1,411.94	



Payment Register

Payment No	Payment Date	Payee	Invoice Description	Invoice Amount	Payment Amount
EF150825	27/08/2025	KOEN RONEL (t/as SWALO)			180.79
			Found_July 2025 21558 Koen Ronel	180.79	
EF150499	13/08/2025	Korn Ferry (AU) Pty Ltd			36,804.90
			Position Evaluation Services	36,804.90	
EF150621	20/08/2025	KPR PRODUCTIONS PTY LTD t/as Icon /			3,661.05
			Lighting hire	3,661.05	
EF150821	27/08/2025	KPR PRODUCTIONS PTY LTD t/as Icon /			682.50
			Lighting hire	682.50	
EF150364	06/08/2025	Kristy Nita Brown t/as Book Builders Chall			650.00
			School holiday workshops	650.00	
EF150321	06/08/2025	Kulbardi Pty Ltd			21.47
				21.47	
EF150455	13/08/2025	Kulbardi Pty Ltd			426.94
			Coffee Instant Sprout Sticks 2g Ctn 120	10.74	
			FAC Stationery	416.20	
EF150614	20/08/2025	Kulbardi Pty Ltd			340.79
			Fremantle Leisure Centre Stationary	340.79	
EF150517	20/08/2025	L.G.R.C.E.U			815.99



Payment Register

Payment No	Payment Date	Payee	Invoice Description	Invoice Amount	Payment Amount
			LGRCEU Coy 2 Period Type O Comp Ref 827.0	815.99	
EF150689	27/08/2025	L.G.R.C.E.U			816.00
			LGRCEU Coy 2 Period Type O Comp Ref 827.0	792.00	
			LGRCEU Coy 2 Period Type O Comp Ref 827.0	24.00	
EF150780	27/08/2025	La Paleta			592.20
			WFAC Ice creams for reception sales	592.20	
EF150480	13/08/2025	LA Property Solutions			1,430.00
			Fence Repair - 2 Jones St O'Connor	1,430.00	
EF150301	06/08/2025	Laminar Capital			495.00
			Treasury Direct monthly service 25/26	495.00	
EF150596	20/08/2025	Laminar Capital			495.00
			Treasury Direct monthly service 25/26	495.00	
EF150593	20/08/2025	Lang Adin			3,248.34
			Meeting Allowance	3,248.34	
EF150853	27/08/2025	Leela Dilkes-Hoffman			131.30
			Found_July 2025 23254 Dilkes-Hoffman Design:	131.30	
EF150437	13/08/2025	LGConnect Pty Ltd			956.78
			2025/26 General Rates Consultancy	956.78	



Payment Register

Payment No	Payment Date	Payee	Invoice Description	Invoice Amount	Payment Amount
EF150300	06/08/2025	Linemarking WA Pty Ltd			190.08
			Line Marking Maintenance	190.08	
EF150305	06/08/2025	Linen Line Aust Pty Ltd			319.00
				188.10	
				130.90	
EF150842	27/08/2025	Linfox Armaguard Pty Ltd			711.00
			Cash Collections Parking-Jul25 to Jun26	711.00	
EF150676	20/08/2025	Livid Skate Pty Ltd			2,640.00
			Live Performance 10NIP 2025 KK	2,640.00	
EF150588	20/08/2025	Lounge Backline Pty Ltd			715.00
			Equipment Hire 10NIP Time Rebel	715.00	
EF150867	27/08/2025	LTD VN PTY LTD			31,650.00
			Art Centre café landlord contribution	30,000.00	
			Catering for WFACPA VIP	1,650.00	
EF150484	13/08/2025	Lynne Carlin			420.00
			Facilitator fees + materials over 55s	420.00	
EF150327	06/08/2025	M J GLASKIN FAMILY TRUST (T.AS ABA			150.00
			PAA212 - Domenic Della Posta - job	150.00	



Payment Register

Payment No	Payment Date	Payee	Invoice Description	Invoice Amount	Payment Amount
EF150462	13/08/2025	M J GLASKIN FAMILY TRUST (T.AS ABA			50.00
			PAA208 Concettina Carbonaro - lawn mow	50.00	
EF150604	20/08/2025	MA Services Group Pty Ltd			2,096.39
			Security Patrols - July 2025	2,096.39	
EF150798	27/08/2025	MacCarthy Webb Australia Pty Ltd			522.50
			Emergency Response Training	522.50	
EF150342	06/08/2025	Mackinnon, Wendy May T/A Banksia Lane			135.52
			FVC Merchandise Sales - July 2025	135.52	
EF150833	27/08/2025	Malcolm Parry			125.75
			Found_July 2025 22093 Malcolm Parry	125.75	
EF150281	06/08/2025	Manic Ex-Poseur Pty Ltd			133.74
			Overdue invoice payment	133.74	
EF150562	20/08/2025	Matthew Mcguire			660.00
			10 NIP Welcome To Country	660.00	
EF150356	06/08/2025	Maxey Plumbing Pty Ltd			79,064.30
			Backflow Toilet- Essex St WC, Esplanade	1,737.19	
			Boiler unit has failed: Programme Pool.	1,625.90	
			Clear sink in female toilets-LeightonBch	226.11	



Payment Register

Payment No	Payment Date	Payee	Invoice Description	Invoice Amount	Payment Amount
			Flooding in basement - Moore's Aprt	783.20	
			Rectification & Improvement to sewer pit	30,900.08	
			Repair leaking urinal at Gil Fraser	619.04	
			Replace toilet seat - FAC	97.35	
			Replacement of Pool Boiler - FLC	36,074.06	
			Running Tap - Leighton Beach Changeroom	551.24	
			Soakwell Works - Beach Street	6,304.10	
			Tighten taps - Naval Stores Toilets	146.03	
EF150481	13/08/2025	Maxey Plumbing Pty Ltd			18,474.17
			Blocked Shower- Samson Recreation	459.31	
			Blocked toilet at Beach St Toilets	4,343.33	
			Blocked Toilet Sink - Hilton Park	531.03	
			Broken female toilet seat- Hilton Pk Res	296.84	
			Check Pump Warning - Beach St Toilets	97.35	
			Clear out soakwell - Public Golf Course	1,803.73	
			Grundfos pump fail - Changeroom, FLC	1,469.00	
			Investigate slow draining sink - WCC	226.11	
			Leaking disabled shower - FLC C/Room	295.63	



Payment Register

Payment No	Payment Date	Payee	Invoice Description	Invoice Amount	Payment Amount
			Leaking shower & tap - Freo Park Club	394.86	
			Leaking wall tap - Cliff Street Toilets	264.83	
			Male shower repair - Port Beach C/R	179.03	
			Male toilet running- Town Hall	157.85	
			Mens toilet doesnt flush - FLC	363.83	
			No water - FLC Kiosk	1,441.46	
			Parks Plumbing Water Services	1,273.46	
			Parks Plumbing Water Services	97.35	
			Parks Plumbing Water Services	1,635.40	
			Parks Plumbing Water Services	410.95	
			Programme Pool boiler fail - FLC	228.53	
			Reinforce Library Toilet Sink - WCC	279.40	
			Repair copper pipe leak - FLC Changeroom	854.29	
			Repair Disable Shower- Leighton Bch C/R	329.70	
			Repair female toilet seat - Arthur Head	222.75	
			Shower leak - Victoria Hall	357.23	
			Water ingress - Lower Ground, WCC	460.92	
EF150652	20/08/2025	Maxey Plumbing Pty Ltd			30,000.06



Payment Register

Payment No	Payment Date	Payee	Invoice Description	Invoice Amount	Payment Amount
			A/H call out 25/7 Pump fail- Sth Beach	1,022.18	
			Check metre leak - Beach Street Toilets	256.03	
			Grease Trap & Soakwell - Evan Davies	2,299.85	
			Non-flushing Urinal Cistern Moores Bldg	525.80	
			South Beach Temp Toilet Decommission	5,002.58	
			Waste water service 34 Paget Street	1,666.50	
			WCC - Replacement of Stormwater Pumps	19,227.12	
EF150846	27/08/2025	Maxey Plumbing Pty Ltd			11,640.64
			Clean Spoon Drains - Leighton Bch C/R	969.10	
			Fire hydrant leaking- Arthur Head toilet	291.96	
			Flooding - Hazel Orme Kindergarten	325.06	
			Flush button stuck- Female C/Room, FLC	146.03	
			Parks Plumbing Water Services	644.96	
			Parks Plumbing Water Services	1,258.53	
			Pressure washer has failed - Depot	97.35	
			Repair leaking toilet - Hilton Upper C/R	179.03	
			Replace HWS Panel - Stevens Res Clubroom	308.31	
			Replace long neck tap- Accessible toilet	520.06	



Payment Register

Payment No	Payment Date	Payee	Invoice Description	Invoice Amount	Payment Amount
			Sewer blockage - Meerilinga Child Care	5,705.93	
			Shower won't turn off - Changeroom, FLC	377.40	
			Tap has failed - Fremantle Oval	244.35	
			Toilet mechanism failed - Union Stores	97.35	
			Toilet seat/shower button repair- Pt Bch	246.69	
			Verirification of sewerage meter	228.53	
EF150672	20/08/2025	Maxwell Barton			10,000.00
			Live Performance 10NIP Flood	10,000.00	
EF150870	27/08/2025	Maxwell Barton			4,500.00
			10NIP Producer fees - Flood	4,500.00	
EF150655	20/08/2025	McLeods Lawyers Pty Ltd			9,608.82
			Lease - Clancy's Fish Pub	191.40	
			Licence Agreement-179 High St, Fremantle	1,467.40	
			Parking Team Court proceedings/legal adv	1,919.74	
			Parking Team Court proceedings/legal adv	6,030.28	
EF150850	27/08/2025	McLeods Lawyers Pty Ltd			1,741.34
			Carriage Coffee Shop legal action	1,369.10	
			Lease - Clancy's Fish Pub	372.24	



Payment Register

Payment No	Payment Date	Payee	Invoice Description	Invoice Amount	Payment Amount
EF150748	27/08/2025	Melanie Sharpham t/as Eucalypt Homewa			348.45
			Found_July 2025 15749 Eucalypt Homewares	348.45	
EF150432	13/08/2025	Melting Pot Glass Studio			745.00
			Melting Pot Glass	745.00	
EF150409	13/08/2025	Men Behaving Handy			4,665.21
			Bus Shelter Reactive Maintenance	200.75	
			Bus Shelter Reactive Maintenance	288.75	
			Bus Shelter Reactive Maintenance	247.50	
			Bus Shelter Reactive Maintenance	263.90	
			Bus Shelter Reactive Maintenance	247.50	
			Bus Shelter Reactive Maintenance	247.50	
			Bus Shelter Reactive Maintenance	247.50	
			Bus Shelter Reactive Maintenance	247.50	
			Bus Shelter Reactive Maintenance	247.50	
			Bus Shelter Reactive Maintenance	247.50	
			Bus Shelter Reactive Maintenance	309.78	
			Bus Shelter Reactive Maintenance	247.50	
			Bus Shelter Reactive Maintenance	288.75	
			Bus Shelter Reactive Maintenance	247.50	



Payment Register

Payment No	Payment Date	Payee	Invoice Description	Invoice Amount	Payment Amount
			Bus Shelter Reactive Maintenance	343.28	
			Bus Shelter Reactive Maintenance	247.50	
			Bus Shelter Reactive Maintenance	247.50	
			Bus Shelter Reactive Maintenance	247.50	
			Bus Shelter Reactive Maintenance	247.50	
EF150540	20/08/2025	Men Behaving Handy			1,567.50
			Bus Shelter Reactive Maintenance	288.75	
			Bus Shelter Reactive Maintenance	247.50	
			Bus Shelter Reactive Maintenance	247.50	
			Bus Shelter Reactive Maintenance	247.50	
			Bus Shelter Reactive Maintenance	288.75	
			Bus Shelter Reactive Maintenance	247.50	
EF150859	27/08/2025	MEP Service Group Pty Ltd			98,595.53
			WCC Warm Shell fit out	98,595.53	
EF150525	20/08/2025	MetroCount			19,773.60
			ATLYST Pro 2025-2026	19,773.60	
EF150563	20/08/2025	Michael Charles Bullock			287.84
			WFACPA25 Artist Talks Fee	287.84	



Payment Register

Payment No	Payment Date	Payee	Invoice Description	Invoice Amount	Payment Amount
EF150351	06/08/2025	Michal Paulin Aerial Photography			78.00
			FVC Merchandise Sales - July 2025	78.00	
EF150494	13/08/2025	MLADEN MILICICH t/as DIGITAL PRINTI\			1,971.42
			Kate Oshae production MBAS	1,971.42	
EF150308	06/08/2025	MME Underground Services PL t/as Platin			2,402.40
			Service Locating	600.60	
			Service Locating	600.60	
			Service Locating	1,201.20	
EF150601	20/08/2025	MME Underground Services PL t/as Platin			2,965.47
			Service Locating	2,965.47	
EF150260	06/08/2025	Modern Teaching Aids Pty Ltd			1,669.58
			General toy stock	1,669.58	
EF150849	27/08/2025	Monday.com LTD			9,876.00
			Monday work management - Enterprise	9,876.00	
EF150577	20/08/2025	Moore Australia (WA) Pty Ltd			3,300.00
			Provision Fin and Gov review FPC	3,300.00	
EF150830	27/08/2025	Moray & Agnew			1,585.43
			Mixed legal advice - Field Service Team	1,585.43	



Payment Register

Payment No	Payment Date	Payee	Invoice Description	Invoice Amount	Payment Amount
EF150733	27/08/2025	Mowanjum Artists Spirit of the Wandjina A			17.68
			Found_July 2025 13989 Mowanjum	17.68	
EF150782	27/08/2025	Mulders Anna			31.82
			Found_July 2025 19268 Anna Mulders	31.82	
DD004115	31/07/2025	NAB - Bank Charges Only			490.00
			BPay Charge Jul 25 NAB - Charges	490.00	
DD004116	31/07/2025	NAB - Bank Charges Only			1,036.44
			Merch Fee Jul'25 NAB - Charges	1,036.44	
DD004124	21/08/2025	NAB - Bank Charges Only			231.19
			NAB Connect & Usage - Jul 25 Jul 25 NAB - Ch	231.19	
EF150789	27/08/2025	Nagtzaam Mark			57.57
			Found_July 2025 19587 Mark Nagtzaam	57.57	
EF150755	27/08/2025	Nearmap Australia Pty Ltd			15,848.25
			Nearmap Renewal 2025/2026	15,848.25	
EF150427	13/08/2025	New Edition Bookshop			516.44
			Books	516.44	
EF150612	20/08/2025	NEXTDC Limited			2,990.55
			NEXTDC Services	2,990.55	



Payment Register

Payment No	Payment Date	Payee	Invoice Description	Invoice Amount	Payment Amount
EF150716	27/08/2025	Nicole Ann Kelly			50.50
			Found_July 2025 11398 Nicole Kelly	50.50	
EF150271	06/08/2025	Northlake Electrical Pty Ltd			7,541.96
			85097	384.32	
			Check 2 GPO's- Ceramics Studio, FAC	188.72	
			Fremantle Leisure Centre	230.59	
			Install hasp/staple - Fremantle Oval	254.62	
			Leak in light fitting to be investigated	351.23	
			Lighting Check - Depot, Tailings Area	153.70	
			Lighting to be dimmed IT area	102.47	
			Lights and hand dryers have failed.	1,760.65	
			Power Out - Ben & Jerry's	204.93	
			Relocate GPO at water fountain - FLC	337.68	
			Repair flickering light - Depot	243.52	
			Replace 2x light globes- WACC	424.92	
			SDS cabinet - South Beach	2,105.13	
			Streetlight Maintenance - 2024-2025	428.01	
			Town hall lighting investigation	166.54	



Payment Register

Payment No	Payment Date	Payee	Invoice Description	Invoice Amount	Payment Amount
			Tripping Lights - FAC	204.93	
EF150395	13/08/2025	Northlake Electrical Pty Ltd			16,451.55
			Check circuitry- Polar Bears, Port Beach	563.56	
			Exposed wire - Yonga Room, Library	171.85	
			Hallway lights tripping - DADAA	276.74	
			Light switch covers- 2x Oval Locations	874.50	
			Light switch covers- 2x Oval Locations	874.50	
			Lighting check - Port Beach C/Rooms	294.64	
			P-12227-Princess May-Bore Design	10,639.75	
			Reactive Streetlight Maintenance	153.73	
			Replace 4 x lights in bar area - WCC 85071	1,183.99	
			Review electrical GPO outlets - FLC	498.05	
			SMSB works - Brad Hardie Clubrooms	102.47	
			Streetlight Maintenance - 2024-2025	409.86	
			Toilet lights tripping - DADAA	407.91	
EF150528	20/08/2025	Northlake Electrical Pty Ltd			114,609.37
			Data cabling for Co-gen	715.00	
			Duress alarm fail - Access toilet, FLC	171.85	



Payment Register

Payment No	Payment Date	Payee	Invoice Description	Invoice Amount	Payment Amount
			Green Dome Power Changeover	14,139.30	
			Irrigation Electrical Services	204.93	
			Leighton Beach Lower Car Park Lighting	38,040.11	
			Lighting Maintenance - Rec Reserves	1,032.17	
			Lighting Maintenance - Rec Reserves	267.97	
			Lighting Maintenance - Rec Reserves	347.46	
			Lighting Maintenance - Rec Reserves	1,169.93	
			Multiple failed lights - FLC	1,308.54	
			Payment of Invoice 85283 - P280187	27,588.22	
			Reactive Streetlight Maintenance	899.83	
			Reactive Streetlight Maintenance	1,071.82	
			Reactive Streetlight Maintenance	370.61	
			Reactive Streetlight Maintenance	1,456.13	
			Reactive Streetlight Maintenance	941.74	
			Reactive Streetlight Maintenance	5,225.55	
			Reactive Streetlight Maintenance	9,853.46	
			Reactive Streetlight Maintenance	1,546.19	
			Reactive Streetlight Maintenance	3,046.29	



Payment Register

Payment No	Payment Date	Payee	Invoice Description	Invoice Amount	Payment Amount
			Reactive Streetlight Maintenance	734.99	
			Reactive Streetlight Maintenance	1,703.08	
			South Beach Temp Toilet Decommission	2,774.20	
EF150706	27/08/2025	Northlake Electrical Pty Ltd			22,126.70
			Electrical works at CoF Reserves	630.50	
			Light fitting loose- -Mech Wkshp, Depot	1,173.16	
			Lighting Maintenance - Rec Reserves	183.36	
			No Lighting - Essex St Toilets	153.70	
			Northlake Electrical Inspection	204.93	
			Numerous downlights failed - 70 Parry St	315.38	
			P-12227 Program - Irrigation - Boo Park	18,057.60	
			Pressure washer has failed - City Works	102.47	
			Reactive Streetlight Maintenance	1,097.45	
			Reactive Streetlight Maintenance	208.15	
EF150580	20/08/2025	NPY Women's Council			183.31
			paying invoice 43548	183.31	
EF150766	27/08/2025	NPY Women's Council			108.32
			Found_July 2025 18284 NPY Womens Council	108.32	



Payment Register

Payment No	Payment Date	Payee	Invoice Description	Invoice Amount	Payment Amount
DD004112	01/08/2025	Nuvei Australia Merchant Services Pty Ltd			1,362.08
			FDMSA Fee 01.08.2025 Till Payments S	1,362.08	
DD004120	08/07/2025	Nuvei Australia Merchant Services Pty Ltd			11,229.18
			Till Payments S	11,229.18	
DD004121	07/08/2025	Nuvei Australia Merchant Services Pty Ltd			10,779.31
			Till Payments S	10,779.31	
EF150498	13/08/2025	Nyanda Smith			1,750.00
			25 hrs writing editing services	1,750.00	
EF150399	13/08/2025	Nyoongar Outreach Services Incorporated			16,500.00
			Outreach Services provided financial yea	16,500.00	
EF150441	13/08/2025	O'Brien Harrop Access			2,200.00
			Changing Places Certification- Sth Beach	2,200.00	
EF150443	13/08/2025	OccuMed Consulting Pty Ltd			9,738.91
			Confirmation Testing D&A Panel	88.00	
			Confirmation Testing D&A Panel	88.00	
			Confirmation Testing D&A Panel	176.00	
			Confirmation Testing D&A Panel	88.00	
			Confirmation Testing D&A Panel	214.50	



Payment Register

Payment No	Payment Date	Payee	Invoice Description	Invoice Amount	Payment Amount
			Medical Testing	8,957.91	
			Pre-Employment Medicals	126.50	
EF150594	20/08/2025	OccuMed Consulting Pty Ltd			176.00
			Confirmation Testing D&A Panel	88.00	
			Confirmation Testing D&A Panel	88.00	
EF150263	06/08/2025	O'Connor Lawnmowing & Chainsaw Centr			147.80
				147.80	
EF150459	13/08/2025	OCTAGON LIFTS PTY LTD			584.10
			Lift Technician required - Lift 1, WCC	584.10	
EF150797	27/08/2025	Officeworks Ltd			169.00
			FAC MARKeting Posters (May invoice)	169.00	
EF150429	13/08/2025	Oil and Energy			261.91
			Supply of Oils and Coolants	261.91	
EF150736	27/08/2025	O'Leary Nicholls Family Trust			629.20
			Mokosh	629.20	
EF150368	06/08/2025	Olivia Louise Monte t/as Olive Cheng Art			8,800.00
			Artist Fees	8,800.00	
EF150492	13/08/2025	Olivia Louise Monte t/as Olive Cheng Art			3,300.00



Payment Register

Payment No	Payment Date	Payee	Invoice Description	Invoice Amount	Payment Amount
			Artist Fees	3,300.00	
EF150762	27/08/2025	O'Meehan Holly			71.71
			Found_July 2025 17799 O'Meehan Holly	71.71	
EF150479	13/08/2025	Omnicom Media Group Australia Pty Ltd			1,318.90
			14 June	1,318.90	
EF150650	20/08/2025	Omnicom Media Group Australia Pty Ltd			4,039.44
			12 July	1,318.90	
			2025 Election Fremantle Herald Posts	469.78	
			Advert - Public Notice 14 Essex St, Freo	427.75	
			Advert - Public Notice 14 Essex St, Freo	361.60	
			Strategic Planning Team public advertisi	321.22	
			Strategic Planning Team public advertisi	280.83	
			Strategic Planning Team public advertisi	280.83	
			Tender Advertisement FY25/26 The West	578.53	
EF150843	27/08/2025	Omnicom Media Group Australia Pty Ltd			1,706.02
			Tender Advertisement FY25/26 The West	469.62	
			WFAC Exhibition Advertisement	1,236.40	
EF150454	13/08/2025	One of Twelve			56.00



Payment Register

Payment No	Payment Date	Payee	Invoice Description	Invoice Amount	Payment Amount
			Freight and Handling costs	56.00	
EF150813	27/08/2025	One of Twelve			40.40
			Found_July 2025 21130 One of Twelve	40.40	
EF150298	06/08/2025	One-Multi Pty Ltd			396.00
			Monthly Clean & Maint- Boo Park- 24-25	396.00	
EF150776	27/08/2025	One-Multi Pty Ltd			396.00
			Waste removal Booyeembara Park toilet	396.00	
EF150306	06/08/2025	Oxlade Bros Pty Ltd			129.84
			Term 3 Print Materials	129.84	
EF150315	06/08/2025	OZTROLOGY			128.27
			FVC Merchandise Sales - July 2025	128.27	
EF150438	13/08/2025	Paper Bird Children's Books & Arts			154.08
			Purchase of Junior Stock	154.08	
EF150750	27/08/2025	Paperback Enterprises Pty Ltd			132.00
			artwork conservation repair	132.00	
EF150350	06/08/2025	Paragon Construction Solutions Pty Ltd			197,834.84
			FLC - Phase 1 Contractor Engagement	12,375.00	
			FLC Upgrades - Contractor Engagement	185,459.84	



Payment Register

Payment No	Payment Date	Payee	Invoice Description	Invoice Amount	Payment Amount
EF150401	13/08/2025	Paramount Security Services			485.10
			Security - Vintage Motorcycle display	485.10	
EF150310	06/08/2025	Parker Black & Forrest			609.40
			Additional Keys - WCC	304.70	
			Supply barrel 10.1 - Victoria Hall	304.70	
EF150449	13/08/2025	Parker Black & Forrest			5,191.00
			Payment of Invoice INV-63245 - P280816	5,006.20	
			Payment of Invoice INV-63302 - P275046	184.80	
EF150653	20/08/2025	Paul Gannon			300.00
			Sport Travel Assistance Program	300.00	
DD004111	01/08/2025	Payrix Australia Pty Ltd (Direct Debit)			2,151.53
			Payrix fee Aug 2025 Payrix Australi	2,151.53	
DD004113	08/08/2025	Payrix Australia Pty Ltd (Direct Debit)			323.32
			Payrix fee 08.08.2025 Aug 2025 Payrix Australi	323.32	
DD004118	15/08/2025	Payrix Australia Pty Ltd (Direct Debit)			2,188.74
			Payrix fee 14.08.2025 Aug 2025 Payrix Australi	2,188.74	
DD004125	22/08/2025	Payrix Australia Pty Ltd (Direct Debit)			159.47
			Payrix fee 22.08.2025 Aug 2025 Payrix Australi	159.47	



Payment Register

Payment No	Payment Date	Payee	Invoice Description	Invoice Amount	Payment Amount
DD004126	29/08/2025	Payrix Australia Pty Ltd (Direct Debit)			2,219.49
			Payrix fee Aug 2025 Payrix Australi	2,219.49	
EF150366	06/08/2025	Pentland Australia Pty Limited			148.50
			Speedo 25/26 Standing Order	148.50	
EF150639	20/08/2025	PEP Transport			184.58
			Courier Services for Book Clubs	184.58	
EF150345	06/08/2025	Perfect Gym Solutions Pty Ltd			3,279.87
			Monthly Licence fees as per FCC641.23	2,598.75	
			Sms credits 2025-26	681.12	
EF150476	13/08/2025	Perfect Gym Solutions Pty Ltd			550.00
			PG Custom Certificate Design	550.00	
EF150403	13/08/2025	Perth Recruitment Services			39,336.72
			Labour Hire	6,944.50	
			Labour Hire	8,394.56	
			Labour Hire	4,558.63	
			Labour Hire	8,512.92	
			Labour Hire	4,379.02	
			Labour Hire for Parks & Landscapes Team	6,547.09	



Payment Register

Payment No	Payment Date	Payee	Invoice Description	Invoice Amount	Payment Amount
EF150531	20/08/2025	Perth Recruitment Services			46,013.29
			Adhoc Labour Hire for CFC for FY 25/26	893.31	
			Labour Hire	4,494.50	
			Labour Hire	6,580.70	
			Labour Hire for Parks & Landscapes Team	6,757.18	
			Labour Hire for Parks & Landscapes Team	5,191.87	
			Labour Hire for Parks & Landscapes Team	6,861.57	
			Recruitment Hire - Drainage Crew	4,303.11	
			Recruitment Hire - Drainage Crew	2,479.18	
			Recruitment Hire - Drainage Crew	2,201.85	
			Recruitment Hire - Drainage Crew	2,489.27	
			Recruitment Hire - Drainage Crew	2,201.85	
			Recruitment Hire - Drainage Crew	1,558.90	
EF150708	27/08/2025	Perth Recruitment Services			31,104.64
			Ad Hoc Labour Hire for FRC	342.80	
			Ad hoc works until end of financial year	9,675.64	
			Casual gardener	591.49	
			Labour Hire	5,888.39	



Payment Register

Payment No	Payment Date	Payee	Invoice Description	Invoice Amount	Payment Amount
			Labour Hire for Parks & Landscapes Team	6,836.89	
			Mechanical Labour Hire	3,134.12	
			Parks Casual Labour Hire for 2025-2026	4,635.31	
EF150367	06/08/2025	Phaedra Watts			350.00
			Future Treasures workshop presentation	350.00	
EF150703	27/08/2025	Philippa Gordon			78.28
			Found_July 2025 10567 Philippa Gordon	78.28	
EF150659	20/08/2025	Play Check Pty Ltd			495.00
			Play audit for Hicks Street Park	495.00	
EF150423	13/08/2025	Port City Cycles			85.00
			Repairs Bike 4	85.00	
EF150269	06/08/2025	Potters Market The			133.64
			Term 3 Ceramic Supplies	133.64	
EF150387	13/08/2025	Potters Market The			342.15
			Term 3 Ceramic Supplies	342.15	
EF150341	06/08/2025	Power Paving			12,976.87
			Remove and reinstate Paving for safety	12,976.87	
EF150539	20/08/2025	Precise Motion Products			18.91



Payment Register

Payment No	Payment Date	Payee	Invoice Description	Invoice Amount	Payment Amount
			Seals and Bearings	18.91	
EF150338	06/08/2025	Pricemark Pty Ltd			569.80
			FLC Key Fobs	569.80	
EF150545	20/08/2025	Print Ideas			5,126.00
			Print Marketing	5,126.00	
EF150457	13/08/2025	PRINT LOGIC (WA) PTY LTD			943.80
			Printing Freo Builds 2025	943.80	
EF150620	20/08/2025	PRINT LOGIC (WA) PTY LTD			292.60
			Printing Freo Builds 2025	292.60	
EF150640	20/08/2025	Professional Tree Surgeons Pty Ltd			2,962.80
			Street Tree Powerline Pruning	2,962.80	
EF150290	06/08/2025	Programmed Skilled Workforce Ltd			2,181.41
			Agency Labour - IBS Team - EOFY	2,181.41	
EF150578	20/08/2025	Programmed Skilled Workforce Ltd			498.61
			Agency Labour - IBS Team - EOFY	498.61	
EF150339	06/08/2025	Prue Johnson			131.76
			FVC Merchandise Sales - July 2025	131.76	
EF150452	13/08/2025	Purnell Agencies			2,790.85



Payment Register

Payment No	Payment Date	Payee	Invoice Description	Invoice Amount	Payment Amount
			Term 3 Jewellery Supplies	243.76	
			Term 3 Jewellery Supplies	2,547.09	
EF150804	27/08/2025	Purnell Agencies			133.17
			Term 3 Jewellery Supplies	133.17	
EF150775	27/08/2025	Purple Communications Australia Pty Ltd			7,078.50
			Economic Development Strategy Support	7,078.50	
EF150570	20/08/2025	Quantified Tree Risk Assessment Limited			288.75
			QTRA- License Registration Renewal 25-26	288.75	
EF150453	13/08/2025	QUEENCY PTY LTD			8,050.00
			Future Treasures workshop presentation	350.00	
			Live Performance 10NIP 2025 TR Choir	7,700.00	
EF150284	06/08/2025	Radonich Contracting Pty Ltd			1,361.36
			South Beach Sand Drift Maintenance	1,361.36	
EF150418	13/08/2025	Radonich Contracting Pty Ltd			86,387.81
			AD-Hoc Passive Reserves	1,538.68	
			AD-Hoc Passive Reserves	1,361.36	
			AD-Hoc Passive Reserves	3,034.46	
			AD-Hoc Passive Reserves	1,650.00	



Payment Register

Payment No	Payment Date	Payee	Invoice Description	Invoice Amount	Payment Amount
			AD-Hoc Passive Reserves	1,538.68	
			AD-Hoc Passive Reserves	1,269.40	
			Equipment Hire - 10%	2,389.20	
			Equipment Hire - 10%	2,630.32	
			Port Beach Sand Drift Maintenance	1,538.68	
			South Beach car park - South Session	42,352.96	
			South Beach car park - South Session	21,898.23	
			Wet & Dry Hire - Sporting Infrastructure	5,185.84	
EF150561	20/08/2025	Radonich Contracting Pty Ltd			66,676.87
			AD-Hoc Passive Reserves	1,361.36	
			AD-Hoc Passive Reserves	1,705.31	
			AD-Hoc Passive Reserves	1,538.68	
			AD-Hoc Passive Reserves	1,361.36	
			AD-Hoc Passive Reserves	1,399.53	
			AD-Hoc Passive Reserves	1,538.68	
			South Beach car park - South Session	20,528.15	
			South Beach car park - South Session	34,295.80	
			Wet & Dry Hire - Sporting Infrastructure	2,948.00	



Payment Register

Payment No	Payment Date	Payee	Invoice Description	Invoice Amount	Payment Amount
EF150749	27/08/2025	Radonich Contracting Pty Ltd			5,701.55
			AD-Hoc Passive Reserves	2,334.86	
			AD-Hoc Passive Reserves	1,581.83	
			AD-Hoc Passive Reserves	1,784.86	
EF150303	06/08/2025	Read Genine Margaret			58.50
			FVC Merchandise Sales - July 2025	58.50	
EF150447	13/08/2025	Read Genine Margaret			561.00
			FOUND Books	295.00	
			FOUND Books	266.00	
EF150589	20/08/2025	Ready Industries Pty Ltd			337.10
			1x Shade Cloth - 90% 1.83mx50m Black	337.10	
EF150654	20/08/2025	Recollect Limited			2,333.33
			Exhibition Module - pro rata \$3,500 for	2,333.33	
EF150343	06/08/2025	Reidy, Fiona t/a Djinda Kaal Dreaming			140.40
			FVC Merchandise Sales - July 2025	140.40	
EF150847	27/08/2025	Renate Patricia Masetti			192.41
			Found_July 2025 23075 Renate Masetti	192.41	
EF150726	27/08/2025	Rendtorff Christian			394.91



Payment Register

Payment No	Payment Date	Payee	Invoice Description	Invoice Amount	Payment Amount
			Found_July 2025 12383 Rendtorff C	394.91	
EF150261	06/08/2025	REPCO - GPC Asia Pacific Pty Ltd			1,292.98
			Payment of Invoice 4500701954 - P268163	73.41	
			Payment of Invoice 4500701954 - P268163	80.81	
			Payment of Invoice 4500701954 - P268163	-112.99	
			Payment of Invoice 4500701954 - P268163	173.80	
			Payment of Invoice 4500701954 - P268163	120.05	
			Payment of Invoice 4500738539 - P275934	46.20	
			Payment of Invoice 4500738539 - P275934	40.98	
			Payment of Invoice 4500738539 - P275934	112.99	
			Payment of Invoice 4500738539 - P275934	78.10	
			Payment of Invoice 4500738539 - P275934	173.80	
			Payment of Invoice 4500738539 - P275934	120.05	
			Payment of Invoice 4500738539 - P275934	46.20	
			Payment of Invoice 4500738539 - P275934	53.63	
			Payment of Invoice 4500738539 - P275934	53.63	
			Payment of Invoice 4500738539 - P275934	73.41	
			Payment of Invoice 4500738539 - P275934	78.10	



Payment Register

Payment No	Payment Date	Payee	Invoice Description	Invoice Amount	Payment Amount
			Payment of Invoice 4500738539 - P275934	80.81	
EF150538	20/08/2025	Resource Recovery Group			185,343.79
			Disposal of Bulk Green Waste	3,768.82	
			Domestic FOGO - Disposal	68,785.22	
			Domestic FOGO - Disposal	702.46	
			Domestic FOGO - Disposal	11,620.88	
			Domestic FOGO - Disposal	37,369.95	
			Domestic FOGO - Disposal	44,160.44	
			Domestic FOGO - Disposal	764.28	
			Domestic FOGO - Disposal	18,171.74	
EF150641	20/08/2025	Roasting Warehouse South Fremantle			600.00
			Catering CB Staff update 7/8/25	600.00	
EF150735	27/08/2025	Robin Wells			271.19
			Found_July 2025 14118 Wells Robin	271.19	
EF150309	06/08/2025	Rockingham Glass			411.40
			Repair broken window - FLC	411.40	
EF150864	27/08/2025	Romy Dee Pritchard			1,155.00
			Burnout and Self Care training	1,155.00	



Payment Register

Payment No	Payment Date	Payee	Invoice Description	Invoice Amount	Payment Amount
EF150406	13/08/2025	Rosmech Sales & Service Pty Ltd			3,312.59
			Supply Parts as Required for CoF	79.46	
			Supply Parts as Required for CoF	-79.46	
			Supply Parts as Required for CoF	1,186.55	
			Supply Parts as Required for CoF	1,732.22	
			Supply Parts as Required for CoF	393.82	
EF150536	20/08/2025	Rosmech Sales & Service Pty Ltd			1,149.90
			Supply Parts as Required for CoF	255.00	
			Supply Parts as Required for CoF	894.90	
EF150715	27/08/2025	Rosmech Sales & Service Pty Ltd			1,959.44
			Supply Parts as Required for CoF	1,570.98	
			Supply Parts as Required for CoF	388.46	
EF150268	06/08/2025	Royal Life Saving Society			2,787.73
				2,413.73	
			RLSSWA INV3612	374.00	
EF150386	13/08/2025	Royal Life Saving Society			265.70
			Backstroke flags for 25m pool	265.70	
EF150544	20/08/2025	RTRFM 92.1 LTD			10,560.00



Payment Register

Payment No	Payment Date	Payee	Invoice Description	Invoice Amount	Payment Amount
			10NIP radio advertising	2,200.00	
			RTRFM Artbeat Partnership	8,360.00	
EF150852	27/08/2025	Ruby Distributor t/as Flex Equipment Fitne			245.10
			Digital Clock for Samson	245.10	
EF150363	06/08/2025	Ruth Marshall t/as Indigo Dreaming Desig			143.98
			FVC Merchandise Sales - July 2025	143.98	
EF150337	06/08/2025	SABINE JULIA FIGARO T/A HAPPY LAZL			77.05
			FVC Merchandise Sales - July 2025	77.05	
EF150756	27/08/2025	Safari Building Products			661.76
			Supply Formwork Materials & Tools	661.76	
EF150629	20/08/2025	SAI GLOBAL AUSTRALIA PTY LTD			216.29
			Subscription to Access to Australian Sta	216.29	
EF150880	27/08/2025	Samantha de Souza Photography Art & D			1,420.00
			Venue Photography	1,420.00	
EF150566	20/08/2025	Samuel Newman			9,250.00
			Live Performance 10NIP 2025	9,250.00	
EF150860	27/08/2025	Sarah Abbott			60.60
			Found_July 2025 23504 Sarah Abbott	60.60	



Payment Register

Payment No	Payment Date	Payee	Invoice Description	Invoice Amount	Payment Amount
EF150523	20/08/2025	Satellite Security Services			1,453.10
			alarm monitor - Leisure Centre	1,040.60	
			Investigate Chlorine alarm service light	280.50	
			Satellite Security Monitoring Fees	132.00	
EF150430	13/08/2025	Savana Environmental Australia Pty Ltd			1,474.85
			Asbestos removal and disposal	1,474.85	
EF150667	20/08/2025	SCA Architecture Studio Pty Ltd			62,172.00
			WCC Design & Certification Services	62,172.00	
EF150565	20/08/2025	Schindler Lifts Australia Pty Ltd			614.20
			Payment of Invoice 4679148040	614.20	
EF150556	20/08/2025	Scott Printers Pty Ltd			303.60
			Report All Faults Stickers -PM	303.60	
EF150320	06/08/2025	Sec-Pro Corporations Pty Ltd			649.00
			Repair boom gate at Depot on 26/6	649.00	
DD004119	14/08/2025	Securepay Pty Ltd			238.96
			Securepay fee 14.08.2025 Jul 2025 Securepay f	238.96	
EF150628	20/08/2025	SEEK Limited			1,859.33
			Seek Advertising	1,859.33	



Payment Register

Payment No	Payment Date	Payee	Invoice Description	Invoice Amount	Payment Amount
EF150826	27/08/2025	SEEK Limited			27,500.00
			Seek Advertising	27,500.00	
EF150781	27/08/2025	Shamshi Sultana			35.35
			Found_July 2025 19206 Shamshi Sultana	35.35	
EF150497	13/08/2025	Shane McCarthy t/as Swing IT			490.00
			School holidays workshops	490.00	
EF150390	13/08/2025	Shane McMaster Surveys			1,650.00
			Surveying works - South Beach Car Park	1,650.00	
EF150524	20/08/2025	Shane McMaster Surveys			825.00
			Surveying works - South Beach Car Park	825.00	
EF150700	27/08/2025	Shane McMaster Surveys			3,190.00
			Feature Survey - Dog Pound	1,650.00	
			Surveying works - South Beach Car Park	1,540.00	
EF150832	27/08/2025	Shipping Containers Leasing Pty Ltd			99.00
			20-foot Container Hire- 2025-2026	99.00	
EF150670	20/08/2025	Shirley Barroy			150.00
			Power of Manifestation workshop	150.00	
EF150747	27/08/2025	Simply Headsets Pty Ltd			1,125.00



Payment Register

Payment No	Payment Date	Payee	Invoice Description	Invoice Amount	Payment Amount
			Jabra Evolve 30 II MS USB-C/A	1,125.00	
EF150866	27/08/2025	Sky Wallet Pty Ltd			64.02
			Delivery of cash for CFC atm	64.02	
EF150376	06/08/2025	Sky Wallet Pty Ltd - cash services			8,500.00
			COF DEPOT cash 060825	8,500.00	
EF150500	13/08/2025	Sky Wallet Pty Ltd - cash services			9,100.00
			COF DEPOT cash 130825	9,100.00	
EF150674	20/08/2025	Sky Wallet Pty Ltd - cash services			9,100.00
			COF DEPOT cash 200825	9,100.00	
EF150872	27/08/2025	Sky Wallet Pty Ltd - cash services			12,100.00
			COF Depot Cash 270825	12,100.00	
EF150468	13/08/2025	Snagfu T/As DCE Electrical & Leopard Co			2,869.90
			Tech for window issue - Mayors Office	561.00	
			Walyalup Civic Centre	2,308.90	
EF150778	27/08/2025	Soft Landing			3,604.19
			Collection and Processing of Mattresses	2,058.56	
			Collection and Processing of Mattresses	1,545.63	
EF150869	27/08/2025	Soleia Avelha - J PAQUOT & P.P THION			687.98



Payment Register

Payment No	Payment Date	Payee	Invoice Description	Invoice Amount	Payment Amount
			Beeswax Candles	687.98	
EF150680	20/08/2025	Sophie Brazier			300.00
			Sophie Brazier - Travel Grant	300.00	
EF150868	27/08/2025	Sophie Louise Dennis t/as All the Lights			3,850.00
			Performance - Flaming Freo TNIP2025	3,850.00	
EF150550	20/08/2025	South East Regional Centre for Urban Lar			2,345.42
			SERCUL - Ad-Hoc Weed Control Fremantle	2,345.42	
EF150730	27/08/2025	South East Regional Centre for Urban Lar			13,942.50
			Natural Area Weed Control 2025/26	13,942.50	
EF150265	06/08/2025	South Fremantle Football Club			113.10
			FVC Merchandise Sales - July 2025	113.10	
EF150483	13/08/2025	Spacemarket Projects Pty Ltd			2,750.00
			Revital Freo Malls Project Jul-Dec25	2,750.00	
EF150649	20/08/2025	Spirited Thinking Pty Ltd			1,853.06
			Consultancy - FTH - Part A	1,853.06	
EF150638	20/08/2025	Split Horizon Pty Ltd			10,028.63
			Blanket Order - Teams Phone and Webex	9,680.15	
			Microsoft Teams Licensing	348.48	



Payment Register

Payment No	Payment Date	Payee	Invoice Description	Invoice Amount	Payment Amount
EF150584	20/08/2025	Spun Spydus Users Network			200.00
			Spydus Users Network - SPUN	200.00	
EF150394	13/08/2025	St Patricks Comm Support Centre			4,583.34
			Library Connect Contribution for 2025/26	4,583.34	
EF150844	27/08/2025	Stacy Gardoll Art			60.60
			Found_July 2025 22962 Stacy Gardoll	60.60	
EF150445	13/08/2025	Standing Fork			770.00
			Catering for IEM Dinner - 21/7/25	770.00	
EF150273	06/08/2025	Statewide Cleaning Supplies Pty Ltd			3,718.49
			Cleaning Supplies - CUAOFP2023 11/7/25	2,159.24	
			Cleaning Supplies - CUAOFP2023 2/7/25	1,559.25	
EF150405	13/08/2025	Statewide Cleaning Supplies Pty Ltd			7,072.60
			11 x Sharps Safes	1,184.98	
			Cleaning Supplies - CUAOFP2023 Order	2,005.08	
			Cleaning Supplies - CUAOFP2023 Order	97.05	
			Cleaning Supplies- CUAOFP2023 21/7/25	1,780.41	
			Toilet Rolls & Hand Towel Supplies- FLC	2,005.08	
EF150533	20/08/2025	Statewide Cleaning Supplies Pty Ltd			127.36



Payment Register

Payment No	Payment Date	Payee	Invoice Description	Invoice Amount	Payment Amount
			Cleaning Supplies- CUAOFP2023 21/7/25	127.36	
EF150414	13/08/2025	Statewide Staging Systems			11,182.55
			Caribou - Rigger 07/01/2025 INV - 1004132	1,546.55	
			Staging for 10NIP	9,636.00	
EF150876	27/08/2025	Studio Orange Pty Ltd			12,452.00
			Animation-Parking Permits Going Digital	12,452.00	
EF150473	13/08/2025	Studio Scerri			67.45
			Print Award - 4 x colour spray cans	67.45	
EF150551	20/08/2025	Sullivan Andrew			3,248.34
			Meeting Allowance	3,248.34	
217943	08/08/2025	Jack Chambers			2,000.00
			VergeBond BO15/0181	2,000.00	
217944	08/08/2025	Rita Tiernan			150.00
				150.00	
217945	15/08/2025	Valmai Selman			60.00
				60.00	
217946	15/08/2025	Marina White			40.00
			LibraryMem BO25/0091	40.00	



Payment Register

Payment No	Payment Date	Payee	Invoice Description	Invoice Amount	Payment Amount
EF150504	13/08/2025	Ecoburbia			1,000.00
			CBA	1,000.00	
EF150505	13/08/2025	Lloyd Sabin			3,350.00
			ING	3,350.00	
EF150506	13/08/2025	Benjamin Derepas			60.00
			CRU	60.00	
EF150507	13/08/2025	Elizabeth Biagioni			171.65
			ANZ	171.65	
EF150508	13/08/2025	Caveen PTY LTD			233.30
			ANZ	233.30	
EF150509	13/08/2025	Mrs K P Nielssen			60.00
			ANZ	60.00	
EF150510	13/08/2025	Marija Vujcic			1,308.00
			CBA	1,308.00	
EF150682	20/08/2025	Jordyn Carson			1,440.00
			MBL	1,440.00	
EF150683	20/08/2025	Daymon & Janine Joseph			346.11
			WBC	346.11	



Payment Register

Payment No	Payment Date	Payee	Invoice Description	Invoice Amount	Payment Amount
EF150882	27/08/2025	AKIRA KOYAMA			60.00
			ANZ	60.00	
EF150883	27/08/2025	Community Property Services			300.97
			WBC	300.97	
EF150693	27/08/2025	Sunny Industrial Brushware Pty Ltd			1,523.50
			Supply Brooms and Brushes for Sweepers	1,523.50	
EF150344	06/08/2025	Symbio Enterprise			4,147.07
			Cloud Connect for Microsoft Teams	4,147.07	
EF150252	06/08/2025	Synergy			8,144.65
			Electricity Usage - 15 Walton Wy	132.54	
			Electricity Usage - Bruce Lee Reserve	536.39	
			Electricity Usage - Bruce Lee Reserve	199.27	
			Electricity Usage - Bruce Lee Reserve	135.40	
			Electricity Usage - Coral Park	136.18	
			Electricity Usage - Davis Park	161.45	
			Electricity Usage - Dick Lawrence Oval	180.20	
			Electricity Usage - Gold Park	149.60	
			Electricity Usage - Grigg Park	228.73	



Payment Register

Payment No	Payment Date	Payee	Invoice Description	Invoice Amount	Payment Amount
			Electricity Usage - Hilton Park	1,470.89	
			Electricity Usage - Mills & Wares Park	165.58	
			Electricity Usage - Parmelia Park	161.45	
			Electricity Usage - Salentina Ridge POS	191.26	
			Electricity Usage - The Meeting Place	732.13	
			Electricity Usage - Wilson Park	120.46	
			Electricity Usage at 275 Carrington St	969.80	
			Electricity Usage -Dick Lawrence Oval	688.48	
			Electricity Usage- New Edition Book Shop	564.08	
			Electricity Usage-Brad Hardie chgerooms	1,220.76	
EF150511	20/08/2025	Synergy			3,054.24
			Electricity Usage	2,268.86	
			Electricity Usage - San Churro	128.35	
			Electricity Usage- Kidogo Art House	657.03	
EF150684	27/08/2025	Synergy			77,778.61
			Elec Usage-123 Beach St Public Toilets	286.50	
			Electricity Usage - 13 Fleet Street	152.00	
			Electricity Usage - 13 Fleet Street	342.01	



Payment Register

Payment No	Payment Date	Payee	Invoice Description	Invoice Amount	Payment Amount
			Electricity Usage - 4 x security lights	51.62	
			Electricity Usage - Auxiliary Lighting	3,213.65	
			Electricity Usage - Booyeembara Pk	1,308.76	
			Electricity Usage - Collick Reserve	168.95	
			Electricity Usage - Dog Pound	331.88	
			Electricity Usage - Edwards College Res.	237.91	
			Electricity Usage - Hollis Park	237.30	
			Electricity Usage - L1826 Ellen St	661.13	
			Electricity Usage - Mathieson Ave Nth Ft	305.14	
			Electricity Usage - Moorni Boorn Park	160.99	
			Electricity Usage - Moorni Boorn Park	93.33	
			Electricity Usage - Naylor Reserve	130.90	
			Electricity Usage - Queens Square	268.66	
			Electricity Usage - Samson Park	250.32	
			Electricity Usage - Samson Rec Centre	1,134.49	
			Electricity Usage - Sardelic Park	124.04	
			Electricity Usage - Street Lighting	65,810.06	
			Electricity Usage - supply at Essex St	834.37	



Payment Register

Payment No	Payment Date	Payee	Invoice Description	Invoice Amount	Payment Amount
			Electricity Usage at 10 Fleet St	214.27	
			Electricity Usage at 11 Fleet St	134.11	
			Electricity Usage at 11 Fleet St	265.94	
			Electricity Usage at 14 Parry St	767.05	
			Electricity Usage at 9 Fleet St	293.23	
EF150802	27/08/2025	Tan Shaun			288.86
			Found_July 2025 20724 Tan Shaun	288.86	
EF150590	20/08/2025	Tandy Alexander t/as A;exlander Beetle Ar			287.84
			WFACPA25 Artist Talks Speaker Fee	287.84	
EF150834	27/08/2025	Tanya Jaceglav			285.83
			Found_July 2025 22148 Tanya Jaceglav	285.83	
EF150793	27/08/2025	Tasmin Olivia Richardson			298.03
			Found_July 2025 19961 Tamsin Richardson	298.03	
EF150277	06/08/2025	Technology One Ltd			594.00
			EOFY Payroll Webinar	594.00	
EF150411	13/08/2025	Technology One Ltd			9,027.77
			Project Management Activities	9,027.77	
EF150451	13/08/2025	Teh Lynette			400.00



Payment Register

Payment No	Payment Date	Payee	Invoice Description	Invoice Amount	Payment Amount
			Life Drawing Model Term 3	160.00	
			Life Drawing Model Term 3	240.00	
EF150379	13/08/2025	Telstra			11,464.77
			Telstra Account - 1052229800	4,623.07	
			Telstra Account - 1052229800	269.00	
			Telstra Account - 1052229800	41.47	
			Telstra Account - 1052229800	6,531.23	
EF150312	06/08/2025	Temptations Catering			881.92
			Catering for Bldg Projects & Facilities	321.06	
			Catering for IEM dinner on 7/7/25	560.86	
EF150637	20/08/2025	The Freo Florist			175.00
			Wreath - Italian event 10/8/25	175.00	
EF150467	13/08/2025	THE FRUIT BOX GROUP PTY LTD			1,390.94
			Fruit Box Supply for Depot Staff	409.50	
			Walyalup Civic Centre - Milk Delivery	220.00	
			Walyalup Civic Centre - Milk Delivery	761.44	
EF150829	27/08/2025	The Perth Centre For Photography Inc			9,240.00
			Performance / exhibition 10NIP	9,240.00	



Payment Register

Payment No	Payment Date	Payee	Invoice Description	Invoice Amount	Payment Amount
EF150828	27/08/2025	The Re-cyc-ology Project			1,056.00
			Monitoring and Maintenance of Nest Boxes	1,056.00	
EF150664	20/08/2025	The Salty Beetroot - Justyna Dawson			3,250.50
			Catering 10NIP - Boo Trails	1,270.50	
			Catering 10NIP Launch	1,980.00	
EF150808	27/08/2025	The Second Salon			179.78
			Found_July 2025 21012 The Second Salon	179.78	
EF150477	13/08/2025	The Trustee for Alara Trust t/a Earthside E			550.00
			Modern cloth nappy session and pack	550.00	
EF150874	27/08/2025	The trustee for Aquatic Elements Unit Tru:			10,050.70
			Program Pool Storage Shelving	10,050.70	
EF150493	13/08/2025	The Trustee for Craig Street Unit Trust t/a:			54.01
			Supply of filters and fluids	54.01	
EF150666	20/08/2025	The Trustee for Craig Street Unit Trust t/a:			386.08
			Supply of filters and fluids	96.14	
			Supply of filters and fluids	289.94	
EF150446	13/08/2025	The Trustee for Ireland Family Trust			7,392.00
			Eco Acoustics -	7,392.00	



Payment Register

Payment No	Payment Date	Payee	Invoice Description	Invoice Amount	Payment Amount
EF150574	20/08/2025	The Trustee for Lane Family Trust			3,888.50
			GPS Linemarking	3,888.50	
EF150407	13/08/2025	The Trustee for SPORTSWORLD UNIT TI			10,025.95
			Zoggs Standing Order 25/26	10,025.95	
EF150633	20/08/2025	The trustee for The Reid Family Trust			4,421.34
			Payment of Invoice 1091527 - P279812	2,360.71	
			Payment of Invoice 1097240 - P279850	2,060.63	
EF150398	13/08/2025	The Trustee for Truck Unit Trust			746.85
			Hino Parts and Diagnostics	746.85	
EF150668	20/08/2025	Thea Rossen t/as Ad Lib Collective			4,937.60
			Live Performance 10NIP 2025 Drip Drop	4,937.60	
EF150541	20/08/2025	Thompson Douglas			3,248.34
			Meeting Allowance	3,248.34	
EF150784	27/08/2025	Thompson RP & SM			95.45
			Found_July 2025 19323 RP & SM Thompson	95.45	
EF150597	20/08/2025	Toolco Pty Ltd			504.90
			Tools and general supplies	79.95	
			Tools and general supplies	424.95	



Payment Register

Payment No	Payment Date	Payee	Invoice Description	Invoice Amount	Payment Amount
EF150790	27/08/2025	Toolco Pty Ltd			249.25
			exhibition install materials	127.50	
			Tools and general supplies	121.75	
EF150516	20/08/2025	Total Eden Pty Ltd			432.73
			COF Irrigation Materials	432.73	
EF150598	20/08/2025	Total Green Recycling Pty Ltd			2,725.12
			Collect & Process E-waste from FRC	1,309.18	
			Collect & Process E-waste from FRC	1,415.94	
EF150280	06/08/2025	Total Landscape Redevelopment Service I			108,558.67
			Samson Park Carpark Upgrade - Landscape	108,558.67	
EF150295	06/08/2025	Totally Workwear Fremantle			893.84
			Uniforms and PPE for Parks & Landscape	216.00	
			Uniforms and PPE for Parks & Landscape	116.15	
			Uniforms and PPE for Parks & Landscape	291.68	
			Uniforms and PPE for Parks & Landscape	270.01	
EF150439	13/08/2025	Totally Workwear Fremantle			2,070.64
			Community Safety Work Wear/Uniforms;;	720.07	
			Community Safety Work Wear/Uniforms;;	135.01	



Payment Register

Payment No	Payment Date	Payee	Invoice Description	Invoice Amount	Payment Amount
			Community Safety Work Wear/Uniforms;;	75.63	
			Community Safety Work Wear/Uniforms;;	836.61	
			Raincoat for Alex Watson	109.82	
			Uniforms and PPE for Parks & Landscape	193.50	
EF150583	20/08/2025	Totally Workwear Fremantle			3,199.80
			Community Safety Work Wear/Uniforms;;	72.01	
			Community Safety Work Wear/Uniforms;;	181.81	
			Uniforms and PPE for Parks & Landscape	702.46	
			Uniforms and PPE for Parks & Landscape	270.01	
			Workwear	1,973.51	
EF150774	27/08/2025	Totally Workwear Fremantle			6,552.79
			PPE gear for new staff- Infrastructure	34.68	
			Uniforms and PPE for Parks & Landscape	1,424.50	
			Uniforms and PPE for Parks & Landscape	779.43	
			Uniforms and PPE for Parks & Landscape	216.00	
			Uniforms and PPE for Parks & Landscape	1,163.76	
			Uniforms for FRC Staff	32.41	
			Workwear	620.97	



Payment Register

Payment No	Payment Date	Payee	Invoice Description	Invoice Amount	Payment Amount
			Workwear	2,281.04	
EF150824	27/08/2025	Trees of Eden			61,819.76
			Remedial Tree Maintenance - Parks	6,103.63	
			Remedial Tree Maintenance - Parks	6,465.37	
			Remedial Tree Maintenance - Parks	3,360.51	
			Remedial Tree Maintenance - Parks	2,502.51	
			Remedial Tree Maintenance - Parks	2,728.45	
			Remedial Tree Maintenance - Parks	4,796.00	
			Remedial Tree Maintenance - Parks	6,237.00	
			Remedial Tree Maintenance - Parks	11,129.26	
			Remedial Tree Maintenance - Parks	847.00	
			Remedial Tree Maintenance - Parks	2,054.25	
			Remedial Tree Maintenance - Parks	2,222.00	
			Remedial Tree Maintenance - Parks	4,213.02	
			Remedial Tree Maintenance - Parks	6,042.31	
			Remedial Tree Maintenance - Parks	3,118.45	
EF150419	13/08/2025	TRENT CHARLES WALTER T/AS NEGAT			1,320.00
			Judging fee WFACPA	1,320.00	



Payment Register

Payment No	Payment Date	Payee	Invoice Description	Invoice Amount	Payment Amount
EF150751	27/08/2025	TRENT CHARLES WALTER T/AS NEGAT			803.57
			Trent Walter - transfers	181.41	
			WFACPA25 Artist Talks Facilitator Fee	622.16	
EF150448	13/08/2025	Two Dogs Laughing			1,100.00
			Catering for Council Dinner	1,100.00	
EF150851	27/08/2025	Two Stories			265.13
			Found_July 2025 23207 Warren Julia	265.13	
EF150600	20/08/2025	United Equipment Pty Limited			4,364.80
			Forklift hire	2,277.00	
			WFAC Forklift Hire	2,087.80	
EF150330	06/08/2025	UNITING GLOBAL PTY LTD			2,746.92
			Fremantle Leisure Centre Deep Clean	396.00	
			Fridge Cleaning - various COF facilities	1,287.00	
			Ongoing Cleaning Service - Victoria Hall	1,063.92	
EF150632	20/08/2025	UNITING GLOBAL PTY LTD			2,161.50
			Deep Clean Services at Victoria Hall	1,584.00	
			Wash/disinfect carpark - Evan Davies	577.50	
EF150264	06/08/2025	University of Western Australia			2,860.00



Payment Register

Payment No	Payment Date	Payee	Invoice Description	Invoice Amount	Payment Amount
			Danjoo Koorliny Djilba Social Impact Sum	2,860.00	
EF150549	20/08/2025	Vanguard Print			220.00
			Monthly Storage/distribute Brochures	220.00	
EF150317	06/08/2025	Vestone Capital Pty Limited			36,372.82
			COF01042021	36,372.82	
EF150292	06/08/2025	Vicki Louise Power t/as Wonderful Worm 1			420.00
			School holiday workshop	420.00	
EF150769	27/08/2025	Vicki Louise Power t/as Wonderful Worm 1			420.00
			Worm farm workshop	420.00	
EF150773	27/08/2025	WA Fuel Supplies Pty Ltd			29,095.35
			Distillate (Diesel)	29,095.35	
EF150289	06/08/2025	WA Health Group Pty Ltd			918.64
				229.66	
			Aqua ROM 4 classes a week	229.66	
			Aqua ROM 4 classes a week	229.66	
			Aqua ROM 4 classes a week	229.66	
EF150426	13/08/2025	WA Health Group Pty Ltd			459.32
			Aqua ROM 4 classes a week	229.66	



Payment Register

Payment No	Payment Date	Payee	Invoice Description	Invoice Amount	Payment Amount
			Aqua ROM 4 classes a week	229.66	
EF150572	20/08/2025	WA Health Group Pty Ltd			229.66
			Aqua ROM 4 classes a week	229.66	
EF150275	06/08/2025	WA Land Information Authority			913.80
			Title plan searches for Rates	913.80	
EF150542	20/08/2025	WA Limestone Co			869.15
			1 x semitruck yellow sand	869.15	
EF150559	20/08/2025	WA Structural Consulting Engineers Pty Li			2,198.90
			Report of suitability for Crane lift.	2,198.90	
EF150374	06/08/2025	Walker Street Corporation Pty Ltd			1,227.60
				1,227.60	
EF150688	27/08/2025	Water Corporation			4,809.63
			SERVICE CHARGE ONLY	254.75	
			SERVICE CHARGE ONLY	254.75	
			SERVICE CHARGE ONLY	254.75	
			SERVICE CHARGE ONLY	254.75	
			Water Service Chge - Reserve 43311	53.59	
			Water Usage - Arthur Head	19.95	



Payment Register

Payment No	Payment Date	Payee	Invoice Description	Invoice Amount	Payment Amount
			Water Usage - Port Beach Changerooms	427.50	
			Water Usage- Change Rooms	2,085.38	
			Water Usage- Fremantle Men's Shed	1,204.21	
DD004123	04/07/2025	Web Active Corporation Pty Ltd			1,551.10
			Web Active Corp	1,551.10	
EF150818	27/08/2025	Wesco Electrics (1966) Pty Ltd			2,259.38
			power sheild for the solar control	2,259.38	
EF150365	06/08/2025	West to West Indigenous Corporation Pty			1,824.35
			2 x soap holders- Leighton Bch C/Rooms	205.43	
			Arthurs Head - Gunners Cottage/Whalers	411.40	
			Broken privacy lock - Brad Hardie C/R	231.15	
			Repair carpet - Brad Hardie Clubrooms	786.50	
			Repair toilet roll holder- Moore & Moore	189.87	
EF150490	13/08/2025	West to West Indigenous Corporation Pty			12,356.82
			Brace stage under floor - Town Hall	1,819.68	
			Door repairs: Nth Kiosk Fremantle Oval	228.25	
			Please proceed with Quotation 1900302.	6,910.88	
			Reinstate grate in disabled toilet	91.30	



Payment Register

Payment No	Payment Date	Payee	Invoice Description	Invoice Amount	Payment Amount
			Replace 3 soap dispenser-NF CommHall	273.90	
			Supply and install defibrillator cabinet	659.77	
			Toilet roll holder - Gilbert Fraser	562.88	
			Waterproof to 3rd level plant room - WCC	1,810.16	
EF150662	20/08/2025	West to West Indigenous Corporation Pty			29,747.58
			30 x Acro-Props- Town Hall	9,871.52	
			Anti-slip to step nosing - 9 Captains Ln	574.04	
			Door Repair - Beach Street Toilets	136.95	
			Fence/Gate/Wall Repair - Depot	533.56	
			Floor tile reinforcement - Town Hall	982.64	
			Gate Repair - Recycling Centre	1,315.03	
			Install coverplate to hatch - Vic Pav	692.26	
			Install fire plans - Victoria Hall	273.90	
			Install supplied fire plans - FAC	228.25	
			Privacy Lock Repair - South Beach C/R	159.78	
			Refit cabinet doors, shelves, 1st aid.	2,435.64	
			Remove sign - Leighton Beach C/R	273.90	
			Repair boom gate card reader- Depot	306.45	



Payment Register

Payment No	Payment Date	Payee	Invoice Description	Invoice Amount	Payment Amount
			Repair cubicle door- Arthur Head Toilets	91.30	
			Repair door frames - Essex St Toilets	228.25	
			Repair Gate Latch - 10 Captains Ln	123.22	
			Repair to Door - Mayor's Office - WCC	91.30	
			Replace 12 downpipes at Point St Carpark	3,221.08	
			Roof Boards - Nth Frem Comm Hall	512.78	
			Secure ext boards- Bather's Beach Huts	160.16	
			Terrace Door readjustment - WCC	182.60	
			Tiles to be re-glued - Town Hall	185.76	
			TV Removal & door fix - History Centre	357.52	
			Water ingress external door- San Churros	260.03	
			WestToWest-Repairs to P&L Infrastructure	6,549.66	
EF150857	27/08/2025	West to West Indigenous Corporation Pty			4,845.06
			Arthurs Head - Gunners Cottage/Whalers	396.00	
			Door repair at J-SHED UNIT 2	3,573.46	
			Repair toilet door hinges - Parmelia Pk	464.75	
			Temp toilet works - South Beach	410.85	
EF150729	27/08/2025	Western Australia Police			17.60



Payment Register

Payment No	Payment Date	Payee	Invoice Description	Invoice Amount	Payment Amount
			Vol Pol Clearance - Natural Areas invoice numbe	17.60	
EF150642	20/08/2025	Western Metropolitan Regional Council			52,030.66
			Bulk Verge Collection & Disposal	52,030.66	
EF150687	27/08/2025	Western Power			1,615.77
			Utility Line Clearance - Carrington St	1,615.77	
EF150555	20/08/2025	Westrac Pty Ltd			1,219.96
			Caterpillar Parts	-4,296.71	
			Caterpillar Parts	4,296.71	
			Caterpillar Parts	1,219.96	
EF150752	27/08/2025	Wichtermann Danica			125.24
			Found_July 2025 16475 Rediscover Ceramics	125.24	
EF150557	20/08/2025	Winterfold Primary School P & C			500.00
			Community Donation 25-26 Winterfold P&C	500.00	
EF150491	13/08/2025	Wired West Electrical Contracting Pty Ltd			49,017.10
			RFQ605/24 - East St Jetty Lighting	49,017.10	
EF150697	27/08/2025	Woodlands Distributors & Agencies			3,703.70
			Compostable Dog Waste Bags	3,703.70	
EF150278	06/08/2025	Workpower Inc			982.58



Payment Register

Payment No	Payment Date	Payee	Invoice Description	Invoice Amount	Payment Amount
			Degassing Whitegoods - FRC 25-26	982.58	
EF150328	06/08/2025	World Environmental Technologies Pty Ltc			2,299.00
			1 month rent for scenting unit	2,299.00	
EF150359	06/08/2025	Wow Wipes			599.50
			Standing Order WOW Wipes	599.50	
EF150552	20/08/2025	Wren Oil			488.40
			Collect & Dispose Oil & Filters from RFC	488.40	
EF150810	27/08/2025	WRIGHTWAY ECO PRODUCTS PTY LTI			577.50
			Hire of Bin Tipper	577.50	
EF150624	20/08/2025	Write Light Neon			3,667.84
			Repair 'Moorditj' artwork by Amanda Bell	2,247.08	
			Shrigley Neon - adjustment	1,420.76	
EF150293	06/08/2025	Xpanse Pty Ltd			7,095.00
			Cisco Licensing Renewal for ISE	7,095.00	
EF150765	27/08/2025	Yawuru Jarndu Aboriginal Corporation			83.33
			Found_July 2025 18279 Jarndu Yawuru	83.33	
EF150731	27/08/2025	Zeck Jan			83.33
			Found_July 2025 13556 Zeck Jan	83.33	



Payment Register

Payment No	Payment Date	Payee	Invoice Description	Invoice Amount	Payment Amount
EF150722	27/08/2025	Zipform Pty Ltd			21,102.45
			Printing Services 2025-26	21,102.45	
					4,596,805.45



Payment Register

Payment No	Payment Date	Payee	Invoice Description	Invoice Amount	Payment Amount
Cancelled payments issued in unknown period					
EF150323	13/08/2025	Atelier Furniture & Interiors Pty Ltd			0.00
				0.00	
EF150616	27/08/2025	Atelier Furniture & Interiors Pty Ltd			0.00
				0.00	
EF150415	19/08/2025	Bee Advice			0.00
				0.00	
EF150372	07/08/2025	Heytesbury Technologies Pty Ltd atf Hamr			0.00
				0.00	
EF150384	19/08/2025	L.G.R.C.E.U			0.00
				0.00	
					0.00
Cancelled payments issued prior to unknown period					
216878	28/08/2025				-2,105.00
				-2,105.00	
217933	08/08/2025				-2,000.00
				-2,000.00	
					-4,105.00



Payment Register

Payment No	Payment Date	Payee	Invoice Description	Invoice Amount	Payment Amount
NET PAYMENT AMOUNT					\$4,592,700.45

Purchase Card Transactions

Statement Date between 30-Jul-2025 and 28-Aug-2025

Description	Statement		Statement		Reference	Narrative	Notes	Amount
	Status	Action	Date	Date				
Waste Minimisation Officer	I	O	31/07/2025	28/07/2025	1200035043	BUNNINGS 317000 MELVILLE		36.00
	I	O	4/08/2025	1/08/2025	1600054427	GRONBEK SECURITY FREMANTLE		2.00
	I	O	4/08/2025	1/08/2025	1600054434	GRONBEK SECURITY FREMANTLE		26.99
	I	O	4/08/2025	1/08/2025	1600054460	ROSTER ELF PTY LTD MOUNT HAWTHO		100.16
	I	O	7/08/2025	6/08/2025	PC031891	FREMANTLE PACKAGING BIBRA LAKE		34.43
	I	O	7/08/2025	6/08/2025	PC031892	FREMANTLE PACKAGING BIBRA LAKE		17.60
	I	O	11/08/2025	8/08/2025	PC031931	DAVID GRAY AND CO O'CONNOR		993.30
	I	O	11/08/2025	8/08/2025	PC031933	EVENT AND CONFERENCE CO PWENBLEY		548.10
	I	O	12/08/2025	11/08/2025	PC031948	BHF EXPRESS PTY LTD SMEATON GRAN		919.68
	I	O	20/08/2025	19/08/2025	PC032016	WWW.EDIBLECUTLERY.AU PERTH		40.00
	I	O	20/08/2025	19/08/2025	PC032017	Kogan.com VNDZ7BFT Melbourne		29.66
	I	O	21/08/2025	20/08/2025	PC032022	OFFICEWORKS 0604 FREMANTLE		48.04
	I	O	22/08/2025	21/08/2025	PC032036	SP VISUAL WORKWEAR BIBRA LAKE		78.00
	I	O	25/08/2025	21/08/2025	PC032042	BUNNINGS 453000 O'CONNOR		15.88
								Total
Operations & Production Lead	I	O	7/08/2025	6/08/2025	PC031898	Woolworths Online BELLA VISTA		186.60
	I	O	8/08/2025	7/08/2025	PC031912	LS Culleys Tearooms - Fremantle		121.68
	I	O	11/08/2025	7/08/2025	PC031914	RED DOT STORES FREMANTLE		8.97
	I	O	11/08/2025	6/08/2025	PC031926	BUNNINGS 317000 MELVILLE		12.58
	I	O	11/08/2025	7/08/2025	PC031927	RED DOT STORES FREMANTLE		10.96
	I	O	11/08/2025	7/08/2025	PC031940	SUBWAY FREMANTLE 21234 FREMANTLE		153.90
							Total	494.69
Creative Programs Lead	I	O	1/08/2025	31/07/2025	1300033353	SP THREEWORLDS BURLEIGH HEA		75.40
	I	O	7/08/2025	6/08/2025	PC031897	ZENITH MUSIC CLAREMONT		357.00
	I	O	5/08/2025	4/08/2025	PC031859	Spotify P39360538B Sydney		23.99
	I	O	8/08/2025	7/08/2025	PC031902	TARGET 5036 FREMANTLE		54.00
	I	O	8/08/2025	7/08/2025	PC031909	OFFICEWORKS 0604 FREMANTLE		152.00
	I	O	11/08/2025	9/08/2025	PC031915	IGA FREMANTLE FREMANTLE		3.00
	I	O	11/08/2025	8/08/2025	PC031918	OFFICEWORKS 0604 FREMANTLE		39.92
	I	O	11/08/2025	9/08/2025	PC031928	SUBWAY FREMANTLE 21234 FREMANTLE		84.60
	I	O	11/08/2025	8/08/2025	PC031934	BUDGET RENT A CAR PERTH		434.51
	I	O	11/08/2025	8/08/2025	PC031936	BUNNINGS 317000 MELVILLE		369.93
	I	O	11/08/2025	7/08/2025	PC031937	SUBWAY FREMANTLE 21234 FREMANTLE		233.00
	I	O	12/08/2025	10/08/2025	PC031952	BUNNINGS GROUP LTD HAWTHORN EAS		204.61
	I	O	12/08/2025	8/08/2025	PC031954	DI LAZZARO & SONS HENDERSON		133.58
	I	O	13/08/2025	10/08/2025	PC031961	BUNNINGS GROUP LTD HAWTHORN EAS		73.94

Purchase Card Transactions

Statement Date between 30-Jul-2025 and 28-Aug-2025

Description	Status	Action	Statement		Reference	Narrative	Notes	Amount
			Date	Date				
	I	O	15/08/2025	12/08/2025	PC031971	RED DOT STORES FREMANTLE		5.98
	I	O	15/08/2025	12/08/2025	PC031972	RED DOT STORES FREMANTLE		5.98
	I	O	15/08/2025	13/08/2025	PC031980	SUBWAY FREMANTLE 21234 FREMANTLE		84.60
	I	O	15/08/2025	13/08/2025	PC031986	SUBWAY FREMANTLE 21234 FREMANTLE		126.20
	I	O	15/08/2025	14/08/2025	PC031987	Woolworths Online BELLA VISTA		102.90
	I	O	18/08/2025	15/08/2025	PC031988	RED DOT STORES FREMANTLE		7.94
	I	O	18/08/2025	16/08/2025	PC031991	TARGET 5036 FREMANTLE		34.00
	I	O	18/08/2025	15/08/2025	PC031992	Reddy Express 6903 Fremantle		24.00
	I	O	18/08/2025	16/08/2025	PC031993	COLES 7544 FREMANTLE		19.50
	I	O	18/08/2025	16/08/2025	PC031994	IGA FREMANTLE FREMANTLE		17.96
	I	O	18/08/2025	15/08/2025	PC031998	SUBWAY FREMANTLE 21234 FREMANTLE		54.31
	I	O	18/08/2025	14/08/2025	PC032000	BUNNINGS 729000 JANDAKOT		900.00
	I	O	18/08/2025	15/08/2025	PC032008	SUBWAY FREMANTLE 21234 FREMANTLE		163.70
	I	O	18/08/2025	17/08/2025	PC032009	LS Culleys Tearooms - Fremantle		110.12
	I	O	19/08/2025	16/08/2025	PC032010	BUNNINGS 453000 O'CONNOR		33.98
	I	O	19/08/2025	16/08/2025	PC032012	BP WESTGATE 6220 FREMANTLE		18.00
							Total	3,948.65
Commercial Parking Officer	I	O	31/07/2025	30/07/2025	1200035039	CITY OF FREMANTLE FREMANTLE		2.00
	I	O	31/07/2025	28/07/2025	1200035040	CITY OF FREMANTLE FREMANTLE		2.00
	I	O	31/07/2025	30/07/2025	1200035041	CITY OF FREMANTLE FREMANTLE		2.00
	I	O	1/08/2025	31/07/2025	1300033343	CITY OF FREMANTLE FREMANTLE		2.00
	I	O	1/08/2025	31/07/2025	1300033344	CITY OF FREMANTLE FREMANTLE		2.00
	I	O	1/08/2025	31/07/2025	1300033345	CITY OF FREMANTLE FREMANTLE		2.00
	I	O	1/08/2025	31/07/2025	1300033346	CITY OF FREMANTLE FREMANTLE		2.00
	I	O	1/08/2025	31/07/2025	1300033347	CITY OF FREMANTLE FREMANTLE		2.00
	I	O	7/08/2025	6/08/2025	PC031883	CITY OF FREMANTLE FREMANTLE		2.00
	I	O	7/08/2025	5/08/2025	PC031884	CITY OF FREMANTLE FREMANTLE		2.00
	I	O	7/08/2025	6/08/2025	PC031885	CITY OF FREMANTLE FREMANTLE		2.00
	I	O	7/08/2025	6/08/2025	PC031886	CITY OF FREMANTLE FREMANTLE		2.00
	I	O	7/08/2025	6/08/2025	PC031887	CITY OF FREMANTLE FREMANTLE		2.00
	I	O	7/08/2025	6/08/2025	PC031888	CITY OF FREMANTLE FREMANTLE		2.00
	I	O	8/08/2025	7/08/2025	PC031900	CITY OF FREMANTLE FREMANTLE		2.00
	I	O	11/08/2025	8/08/2025	PC031916	CITY OF FREMANTLE FREMANTLE		2.00
	I	O	11/08/2025	9/08/2025	PC031917	CITY OF FREMANTLE FREMANTLE		2.00
	I	O	13/08/2025	12/08/2025	PC031957	CITY OF FREMANTLE FREMANTLE		2.00
							Total	36.00

Purchase Card Transactions

Statement Date between 30-Jul-2025 and 28-Aug-2025

Description	Status	Action	Statement		Reference	Narrative	Notes	Amount
			Date	Date				
Governance Manager	I	O	31/07/2025	30/07/2025	1200035044	SQ *BROODY HEN CAFE Fremantle		33.49
	I	O	4/08/2025	2/08/2025	1600054433	WANEWSDTI Osborne Park		32.00
	I	O	4/08/2025	31/07/2025	1600054447	Partners on Booking BV Sydney		424.21
	I	O	5/08/2025	2/08/2025	PC031861	QANTAS AIRW MASCOT		1,251.33
	I	O	12/08/2025	11/08/2025	PC031942	DOLCE AND SALATO SOUTH FREMAN		43.00
							Total	1,784.03
Facility Coordinator	I	O	31/07/2025	30/07/2025	1200035045	OFFICEWORKS 0604 FREMANTLE		21.88
	I	O	31/07/2025	28/07/2025	1200035049	BUNNINGS 453000 O'CONNOR		249.00
	I	O	1/08/2025	31/07/2025	1300033354	OFFICEWORKS 0604 FREMANTLE		74.17
	I	O	1/08/2025	31/07/2025	1300033355	OFFICEWORKS 0604 FREMANTLE		72.92
	I	O	4/08/2025	1/08/2025	1600054436	BUNNINGS 453000 O'CONNOR		21.45
	I	O	18/08/2025	14/08/2025	PC031990	BUNNINGS 453000 O'CONNOR		39.81
	I	O	18/08/2025	15/08/2025	PC031995	CLOUDY LAUNDRY PTY LTD WELSHPOOL		74.00
	I	O	25/08/2025	21/08/2025	PC032047	RED DOT STORES FREMANTLE		51.96
							Total	605.19
Finance Officer - Arts and Culture	I	O	30/07/2025	28/07/2025	1100032456	QUEST FREMANTLE FREMANTLE		252.36
	I	O	31/07/2025	29/07/2025	1200035050	QUEST FREMANTLE FREMANTLE		232.09
	I	O	1/08/2025	30/07/2025	1300033363	EZI*Little Global CAPALABA		450.00
	I	O	1/08/2025	30/07/2025	1300033367	QUEST FREMANTLE FREMANTLE		371.35
	I	O	4/08/2025	2/08/2025	1600054438	Spotify P392628DED Sydney		13.99
	I	O	4/08/2025	1/08/2025	1600054444	ROSTER ELF PTY LTD MOUNT HAWTHO		585.20
	I	O	6/08/2025	5/08/2025	PC031868	NEXMO LTD. LONDON		90.67
	I	O	6/08/2025	5/08/2025	PC031869	NEXMO LTD. LONDON		90.67
	I	O	12/08/2025	11/08/2025	PC031943	MY POST BUSINESS/POST MELBOURNE		36.73
	I	O	12/08/2025	11/08/2025	PC031956	MY POST BUSINESS/POST MELBOURNE		18.29
	I	O	15/08/2025	14/08/2025	PC031975	OFFICEWORKS 0604 FREMANTLE		11.00
	I	O	18/08/2025	15/08/2025	PC032006	LS FITZGERALD PHOTO I NORTH PERTH		217.50
	I	O	19/08/2025	18/08/2025	PC032013	MY POST BUSINESS/POST MELBOURNE		10.04
	I	O	20/08/2025	18/08/2025	PC032020	Coles Online Hawthorn Eas		136.50
	I	O	21/08/2025	20/08/2025	PC032027	POSTMARKAPP.COM POSTMARKAPP.II		18.88
	I	O	27/08/2025	26/08/2025	PC032057	WOOLWORTHS/STAMMERS S/C 2PALMYRA		34.05
	I	O	27/08/2025	26/08/2025	PC032058	WOOLWORTHS/STAMMERS S/C 2PALMYRA		22.60
I	O	28/08/2025	27/08/2025	PC032068	WWW.SHERIDANS.COM.AU PERTH		267.85	
I	O	28/08/2025	27/08/2025	PC032072	LS FITZGERALD PHOTO I NORTH PERTH		115.50	
							Total	2,938.69

Purchase Card Transactions

Statement Date between 30-Jul-2025 and 28-Aug-2025

Description	Statement		Statement		Reference	Narrative	Notes	Amount	
	Status	Action	Date	Date					
Director City Business	I	O	1/08/2025	1/08/2025	1300033364	CAMPAIGNMONITOR 0285187100		444.83	
	I	O	4/08/2025	2/08/2025	1600054448	Google CLOUD 2VQDXK Sydney		385.01	
	I	O	6/08/2025	5/08/2025	PC031865	FREMANTLE CHAMBER FREMANTLE		25.38	
	I	O	8/08/2025	7/08/2025	PC031903	TARGET 5036 FREMANTLE		50.00	
	I	O	11/08/2025	8/08/2025	PC031932	MEGATIX.COM.AU PERTH		709.53	
	I	O	12/08/2025	11/08/2025	PC031946	LOCALIS.CO NEW FARM		53.90	
	I	O	14/08/2025	13/08/2025	PC031970	WWW.VARSITY.COM.AU CRAWLEY		566.00	
	I	O	15/08/2025	14/08/2025	PC031982	FAIRFAX SUBSCRIPTIONS PYRMONT		64.99	
	I	O	22/08/2025	22/08/2025	PC032033	CAMPAIGNMONITOR 0285187100		34.98	
	I	O	25/08/2025	23/08/2025	PC032045	Wufoo 003531592075		70.88	
	I	O	25/08/2025	25/08/2025	PC032053	SPROUT SOCIAL INC 8668783231 IL		124.53	
	I	O	27/08/2025	27/08/2025	PC032056	CAMPAIGNMONITOR 0285187100		34.59	
	I	O	28/08/2025	26/08/2025	PC032073	FREMANTLE CHAMBER FREMANTLE		25.38	
							Total		2,539.24
	Audience and Engagement Lead	I	O	1/08/2025	31/07/2025	1300033358	OFFICEWORKS 0604 FREMANTLE		67.92
I		O	1/08/2025	30/07/2025	1300033366	EZI*PERTH CAKE COLLECT WEST PERTH		426.00	
I		O	1/08/2025	31/07/2025	1300033369	FACEBK *LK2NRWU452 fb.me/ads		301.48	
I		O	4/08/2025	3/08/2025	1600054443	CAMPAIGNMONITOR 0285187100		1,061.09	
						Total		1,856.49	
IT Manager	I	O	4/08/2025	2/08/2025	1600054430	AMAZON WEB SERVICES SYDNEY		43.07	
	I	O	4/08/2025	2/08/2025	1600054435	DIGITAL PACIFIC PTY LT SYDNEY		26.68	
	I	O	4/08/2025	1/08/2025	1600054450	OFFICEWORKS Bentleigh Ea		298.00	
	I	O	4/08/2025	1/08/2025	1600054451	OFFICEWORKS Bentleigh Ea		290.00	
	I	O	4/08/2025	3/08/2025	1600054452	DIGITAL PACIFIC PTY LT SYDNEY		204.97	
	I	O	6/08/2025	5/08/2025	PC031863	PROPERTY AUSTRALIA MANAGEPERTH		40.00	
	I	O	12/08/2025	11/08/2025	PC031950	DIGITAL PACIFIC PTY LT SYDNEY		310.43	
	I	O	15/08/2025	15/08/2025	PC031974	FS *TechSmith fsprg.nl		18.55	
	I	O	19/08/2025	18/08/2025	PC032011	CCSI EFAX 1300661180		18.65	
	I	O	25/08/2025	21/08/2025	PC032051	OFFICEWORKS Bentleigh Ea		232.00	
	I	O	28/08/2025	26/08/2025	PC032067	MSFT * E0800XA8JY MSFT AZURE		2,929.01	
							Total		4,411.36
	Manager Infrastructure Engineering	I	O	1/08/2025	30/07/2025	1300033362	LOCAL GOVERNEMENT MANA MT HAWTHORN		560.00
I		O	26/08/2025	25/08/2025	PC032055	CIVIL AND SURVEYING ST NARRABEEN		330.00	
						Total		890.00	

Purchase Card Transactions

Statement Date between 30-Jul-2025 and 28-Aug-2025

Description	Status	Action	Statement		Reference	Narrative	Notes	Amount
			Date	Date				
Manager Building, Facilities and Sustainable Services	I	O	30/07/2025	28/07/2025	1100032455	LOCAL GOVERNEMENT MANA MT HAWTHORN		350.00
	I	O	18/08/2025	15/08/2025	PC032007	LS Cricket Local Fremantle		177.00
							Total	527.00
Director Creative Arts and Community	I	O	18/08/2025	15/08/2025	PC031997	SHEPHERDS NEWSAGENCY FREMANTLE		58.96
	I	O	25/08/2025	25/08/2025	PC032049	EMAILMEFORM LLC 6502906688 CA		314.96
							Total	373.92
Manager of Arts	I	O	4/08/2025	3/08/2025	1600054428	DROPBOX*T6P18TXR3LFC D02FD79		48.99
	I	O	12/08/2025	12/08/2025	PC031947	SP SHRIG SHOP KBENHAVN NV		3,703.80
	I	O	21/08/2025	20/08/2025	PC032023	SP SOUNDBAY RICHMOND		40.00
	I	O	28/08/2025	27/08/2025	PC032065	OFFICEWORKS 0604 FREMANTLE		14.94
	I	O	28/08/2025	27/08/2025	PC032070	PACK & SEND FREMANTL FREMANTLE		153.00
							Total	3,960.73
Manager Strategic Communications and Stakeholder Relations	I	O	7/08/2025	5/08/2025	PC031893	CREATESEND/COM SYDNEY SYDNEY		90.79
	I	O	5/08/2025	5/08/2025	PC031815	CAMPAIGNMONITOR 0285187100		119.23
	I	O	6/08/2025	4/08/2025	PC031867	CREATESEND/COM SYDNEY SYDNEY		11.07
	I	O	13/08/2025	11/08/2025	PC031960	CREATESEND/COM SYDNEY SYDNEY		88.57
	I	O	13/08/2025	13/08/2025	PC031965	CAMPAIGNMONITOR 0285187100		244.48
	I	O	15/08/2025	13/08/2025	PC031978	CREATESEND/COM SYDNEY SYDNEY		89.70
	I	O	20/08/2025	19/08/2025	PC032018	FAIRFAX SUBSCRIPTIONS PYRMONT		21.49
	I	O	25/08/2025	22/08/2025	PC032043	CREATESEND/COM SYDNEY SYDNEY		11.64
	I	O	25/08/2025	22/08/2025	PC032044	CANVA* I04616-17326569 SURREY HILLS		94.50
	I	O	27/08/2025	25/08/2025	PC032059	CREATESEND/COM SYDNEY SYDNEY		92.32
	I	O	28/08/2025	27/08/2025	PC032069	ASANA.COM SYDNEY		197.89
								Total
Supervisor Mechanical Services	I	O	30/07/2025	29/07/2025	1100032454	JETWAVE WA PTY LTD JANDAKOT		831.60
	I	O	30/07/2025	29/07/2025	1100032457	REPCO MYAREE		165.00
	I	O	31/07/2025	28/07/2025	1200035048	BUNNINGS 317000 MELVILLE		70.00
	I	O	31/07/2025	30/07/2025	1200035055	REPCO MYAREE		124.30
	I	O	1/08/2025	31/07/2025	1300033357	REPCO MYAREE		69.85
	I	O	1/08/2025	31/07/2025	1300033372	ENGINE PROTECTION EQ BIBRA LAKE		118.28
	I	O	4/08/2025	31/07/2025	1600054431	TRUCK CENTRE WA PTY BIBRA LAKE		41.51
	I	O	4/08/2025	31/07/2025	1600054446	SWAN TOWING SERVICE PTY LMIDVALE		484.00
	I	O	8/08/2025	7/08/2025	PC031904	BEACON EQUIPMENT CANNING VALE		1,009.88
	I	O	8/08/2025	6/08/2025	PC031905	DAIMLER TRUCKS WA PERTH AIRPOR		425.70

Purchase Card Transactions

Statement Date between 30-Jul-2025 and 28-Aug-2025

Description	Status	Action	Statement		Reference	Narrative	Notes	Amount
			Date	Date				
	I	O	12/08/2025	11/08/2025	PC031949	COOLDRIVE AUTO PARTS WELSHPOOL		630.16
	I	O	12/08/2025	11/08/2025	PC031951	MODERNMOTORTRIMMERS WELSHPOOL		308.00
	I	O	12/08/2025	8/08/2025	PC031955	PIRTEK FREMANTLE P OCONNOR		116.71
	I	O	15/08/2025	13/08/2025	PC031981	THE WESTATE UNIT TRU WELSHPOOL		66.96
	I	O	15/08/2025	14/08/2025	PC031983	SQ *WA BOLTS PTY LTD Yangebup		392.14
	I	O	15/08/2025	14/08/2025	PC031985	Pipeco WA Welshpool		205.83
	I	O	18/08/2025	14/08/2025	PC031996	MARTINS TRLR PARTS O'CONNOR		68.94
	I	O	18/08/2025	15/08/2025	PC032003	KEVREK AUSTRALIA PTY LTD MALAGA		384.73
	I	O	21/08/2025	19/08/2025	PC032029	AFLO EQUIPMENT HOPPERS CROS		599.99
	I	O	21/08/2025	19/08/2025	PC032031	AMAZON MARKETPLACE AU SYDNEY SOUTH		107.00
	I	O	22/08/2025	19/08/2025	PC032040	MELVILLE HYUNDAI MYAREE		735.83
	I	O	25/08/2025	21/08/2025	PC032048	DEPARTMENT OF TRANSPOR PERTH		436.15
	I	O	27/08/2025	26/08/2025	PC032061	HYDRECO HYDRAULICS WA WELSHPOOL		55.63
	I	O	27/08/2025	26/08/2025	PC032063	BURNBACK WELDING EQU BIBRA LAKE		120.12
							Total	7,568.31
Administration Officer Planning Services	I	O	6/08/2025	5/08/2025	PC031872	PLANNING INSTITUTE AUS BARTON		390.00
	I	O	6/08/2025	5/08/2025	PC031873	PLANNING INSTITUTE AUS BARTON		390.00
	I	O	14/08/2025	13/08/2025	PC031968	THE FLOWER HOUND FREMANTLE		96.00
	I	O	14/08/2025	13/08/2025	PC031969	PLANNING INSTITUTE AUS BARTON		1,364.00
							Total	2,240.00
Supervisor Parks and Landscape	I	O	21/08/2025	19/08/2025	PC032025	GRONBEK SECURITY FREMANTLE		35.99
	I	O	22/08/2025	21/08/2025	PC032034	OFFICEWORKS 0604 FREMANTLE		25.00
							Total	60.99
Installations Coordinator	I	O	1/08/2025	31/07/2025	1300033365	SP BACKDROP COLLECTI KNOXFIELD		433.00
	I	O	4/08/2025	2/08/2025	1600054453	JAPANESE OCEANS TAKE AWAYFREMANTLE		197.93
	I	O	4/08/2025	1/08/2025	1600054457	COLES 7544 FREMANTLE		150.00
	I	O	4/08/2025	1/08/2025	1600054458	COLES 7544 FREMANTLE		150.00
	I	O	7/08/2025	6/08/2025	PC031890	TARGET 5036 FREMANTLE		39.00
	I	O	5/08/2025	4/08/2025	PC031860	KMART 1162 BOORAGOON		86.00
	I	O	6/08/2025	5/08/2025	PC031862	FREMANTLE MINI MART FREMANTLE		5.90
	I	O	6/08/2025	5/08/2025	PC031874	COLES 7544 FREMANTLE		126.00
	I	O	11/08/2025	8/08/2025	PC031923	MY POST BUSINESS/POST MELBOURNE		18.29
	I	O	12/08/2025	11/08/2025	PC031945	OFFICEWORKS 0604 FREMANTLE		74.25

Purchase Card Transactions

Statement Date between 30-Jul-2025 and 28-Aug-2025

Description	Status		Statement		Reference	Narrative	Notes	Amount
	Action	Date	Date	Date				
	I	O	13/08/2025	12/08/2025	PC031958	WOOLWORTHS/STAMMERS S/C 2PALMYRA		14.00
	I	O	13/08/2025	13/08/2025	PC031966	SP HARFINGTON KWAI FONG		120.00
	I	O	14/08/2025	13/08/2025	PC031967	OFFICEWORKS 0604 FREMANTLE		31.16
	I	O	18/08/2025	13/08/2025	PC031989	PEACHES FRESH FOOD M SOUTH FREMAN		48.61
	I	O	18/08/2025	17/08/2025	PC032001	DHL Express ADC Brisbane		555.86
	I	O	19/08/2025	19/08/2025	PC032014	EVERMADE.COM HOVE		832.57
	I	O	25/08/2025	21/08/2025	PC032041	AMPOL FORRESTDAL 5533 FORRESTDAL		40.20
						Total		2,922.77
Creative Learning Manager	I	O	1/08/2025	31/07/2025	1300033350	TARGET 5036 FREMANTLE		28.00
	I	O	1/08/2025	31/07/2025	1300033360	KMART 1024 KARDINYA		55.40
	I	O	7/08/2025	5/08/2025	PC031899	HARVEY NORMAN AV/IT O'CONNOR		122.00
	I	O	6/08/2025	4/08/2025	PC031864	HARVEY NORMAN AV/IT O'CONNOR		30.00
	I	O	6/08/2025	4/08/2025	PC031871	Coles Online Hawthorn Eas		59.85
	I	O	13/08/2025	12/08/2025	PC031962	OFFICEWORKS 0604 FREMANTLE		65.26
	I	O	15/08/2025	13/08/2025	PC031973	SPOTLIGHT PTY LTD STH MELBOURN		45.00
						Total		405.51
Chief Executive Officer	I	O	1/08/2025	30/07/2025	1300033351	CITY OF PERTH PERTH		11.45
	I	O	6/08/2025	5/08/2025	PC031870	LS Culleys Tearooms - Fremantle		60.84
	I	O	13/08/2025	12/08/2025	PC031963	LS Culleys Tearooms - Fremantle		60.84
	I	O	18/08/2025	15/08/2025	PC031999	QANTAS AIRW MASCOT		1,421.01
	I	O	18/08/2025	14/08/2025	PC032002	Hotel at Booking.com Sydney		536.00
	I	O	26/08/2025	23/08/2025	PC032054	FAIRFAX SUBSCRIPTIONS PYRMONT		69.99
						Total		2,160.13
Manager Customer Experience and Learning	I	O	31/07/2025	29/07/2025	1200035047	CREATESEND/COM SYDNEY SYDNEY		10.16
	I	O	20/08/2025	20/08/2025	PC032019	Bambulab HONG KONG		606.78
	I	O	25/08/2025	22/08/2025	PC032046	SHEPHERDS NEWSAGENCY FREMANTLE		58.96
	I	O	25/08/2025	22/08/2025	PC032050	OFFICEWORKS Bentleigh Ea		265.16
	I	O	28/08/2025	26/08/2025	PC032066	POST FREMANTLE POST SH FREMANTLE		11.15
						Total		952.21
Principal Solicitor & Coordinator	I	O	4/08/2025	1/08/2025	1600054449	TRYBOOKING*THE PIDDINGTONSOUTH YARRA		300.50
	I	O	8/08/2025	6/08/2025	PC031911	EZI*CULLEYS TEA ROOM Kardinya		136.00
	I	O	11/08/2025	7/08/2025	PC031930	THINK BUSINESS EVENT PORT MELBOUR		1,135.00
	I	O	13/08/2025	12/08/2025	PC031959	SHREDDING SERVICES KOGARAH		93.50
	I	O	19/08/2025	17/08/2025	PC032015	Canva* 04611-20322324 Sydney		165.00

Purchase Card Transactions

Statement Date between 30-Jul-2025 and 28-Aug-2025

Description	Status	Action	Statement		Reference	Narrative	Notes	Amount
			Date	Date				
							Total	1,830.00
Library Manager	I	O	31/07/2025	29/07/2025	1200035042	POST FREMANTLE POST SH FREMANTLE		43.15
	I	O	31/07/2025	30/07/2025	1200035051	ST JOHN AMBULANCE AUST BELMONT		180.00
	I	O	31/07/2025	30/07/2025	1200035052	ST JOHN AMBULANCE AUST BELMONT		180.00
	I	O	31/07/2025	30/07/2025	1200035053	PlayStation Network LONDON		163.11
	I	O	31/07/2025	30/07/2025	1200035054	OFFICEWORKS Bentleigh Ea		131.31
	I	O	31/07/2025	30/07/2025	1200035056	LS Culleys Tearooms - Fremantle		119.65
	I	O	1/08/2025	31/07/2025	1300033349	IGA FREMANTLE FREMANTLE		38.04
	I	O	1/08/2025	31/07/2025	1300033356	ST JOHN AMBULANCE AUST BELMONT		70.00
	I	O	1/08/2025	30/07/2025	1300033361	Microsoft*Store msbill.info		51.90
	I	O	1/08/2025	1/08/2025	1300033370	SP SKYBIRD PRINTS SKYBIRDPRINTTX		227.00
	I	O	1/08/2025	30/07/2025	1300033371	COSTCO WHOLESALE AUSTR CASUARINA		148.37
	I	O	4/08/2025	1/08/2025	1600054429	SHEPHERDS NEWSAGENCY FREMANTLE		44.97
	I	O	4/08/2025	1/08/2025	1600054432	SP CHART AND MAP SHOP FREMANTLE		34.00
	I	O	4/08/2025	1/08/2025	1600054440	ST JOHN AMBULANCE AUST BELMONT		89.00
	I	O	4/08/2025	1/08/2025	1600054441	ST JOHN AMBULANCE AUST BELMONT		70.00
	I	O	4/08/2025	1/08/2025	1600054442	ST JOHN AMBULANCE AUST BELMONT		56.00
	I	O	4/08/2025	1/08/2025	1600054454	ST JOHN AMBULANCE AUST BELMONT		180.00
	I	O	4/08/2025	1/08/2025	1600054455	ST JOHN AMBULANCE AUST BELMONT		180.00
	I	O	4/08/2025	1/08/2025	1600054456	ST JOHN AMBULANCE AUST BELMONT		180.00
	I	O	7/08/2025	6/08/2025	PC031894	ST JOHN AMBULANCE AUST BELMONT		70.00
	I	O	5/08/2025	4/08/2025	PC031858	WORDPRESS HK637BM8DR MELBOURNE		5.50
	I	O	6/08/2025	4/08/2025	PC031866	POST FREMANTLE POST SH FREMANTLE		22.30
	I	O	8/08/2025	7/08/2025	PC031907	LIQUORLAND 2400 FREMANTLE		224.00
	I	O	8/08/2025	7/08/2025	PC031908	COLES 7544 FREMANTLE		174.44
	I	O	11/08/2025	8/08/2025	PC031919	SHEPHERDS NEWSAGENCY FREMANTLE		38.97
	I	O	11/08/2025	6/08/2025	PC031922	RED DOT STORES FREMANTLE		29.92
	I	O	12/08/2025	11/08/2025	PC031953	ST JOHN AMBULANCE AUST BELMONT		180.00
	I	O	27/08/2025	25/08/2025	PC032060	COSTCO WHOLESALE AUSTR CASUARINA		57.96
							Total	2,989.59
Manager People and Culture	I	O	1/08/2025	30/07/2025	1300033359	POST FREMANTLE POST SH FREMANTLE		55.95
	I	O	21/08/2025	20/08/2025	PC032028	GILBERTS FRESH HILTON HILTON		869.90
	I	O	21/08/2025	19/08/2025	PC032030	POST FREMANTLE POST SH FREMANTLE		373.80
							Total	1,299.65
Director Infrastructure	I	O	1/08/2025	31/07/2025	1300033342	WILSON PARKING PER057 PERTH		8.11

Purchase Card Transactions

Statement Date between 30-Jul-2025 and 28-Aug-2025

Description	Status	Action	Statement		Reference	Narrative	Notes	Amount
			Date	Date				
							Total	8.11
Walyalup Aboriginal Cultural Centre Coordinator	I	O	31/07/2025	30/07/2025	1200035046	COLES 7544 FREMANTLE		15.69
	I	O	8/08/2025	7/08/2025	PC031913	LS Culleys Tearooms - Fremantle		119.00
	I	O	11/08/2025	8/08/2025	PC031921	WOOLWORTHS/WAVERLEY ROAD COOLBELLUP		30.50
	I	O	12/08/2025	8/08/2025	PC031944	IGA WILLAGEE WILLAGEE		14.99
	I	O	21/08/2025	20/08/2025	PC032024	WOOLWORTHS/WAVERLEY ROAD COOLBELLUP		39.60
	I	O	21/08/2025	19/08/2025	PC032026	THE REJECT SHOP 611 SOUTH FREMAN		35.00
	I	O	22/08/2025	19/08/2025	PC032035	RED DOT STORES FREMANTLE		89.80
	I	O	28/08/2025	27/08/2025	PC032064	WOOLWORTHS/WAVERLEY ROAD COOLBELLUP		9.30
	I	O	28/08/2025	26/08/2025	PC032071	EZI* CULLEYS TEA ROOM Kardinya		119.00
							Total	472.88
Principal Construction and Maintenance Engineer	I	O	1/08/2025	31/07/2025	1300033352	OFFICEWORKS 0616 O'CONNOR		10.98
	I	O	7/08/2025	6/08/2025	PC031895	OFFICEWORKS 0616 O'CONNOR		67.50
	I	O	8/08/2025	6/08/2025	PC031910	BCF MYAREE MYAREE		139.99
	I	O	11/08/2025	8/08/2025	PC031935	LS Cricket Local Fremantle		404.84
	I	O	20/08/2025	19/08/2025	PC032021	REEF GROUP PTY LTD HIGH WYCOMBE		110.00
							Total	733.31
Manager Field Services	I	O	4/08/2025	1/08/2025	1600054437	POST FREMANTLE POST SH FREMANTLE		17.65
	I	O	4/08/2025	1/08/2025	1600054459	THE HAPPY PET PLACE PT OCONNOR		101.16
	I	O	15/08/2025	13/08/2025	PC031976	KATHMANDU PTY LTD FREMANTLE		100.00
	I	O	15/08/2025	13/08/2025	PC031979	KATHMANDU PTY LTD FREMANTLE		88.99
	I	O	22/08/2025	22/08/2025	PC032032	SP TAGTIXRFID CAUSEWAY BAY		40.00
	I	O	22/08/2025	21/08/2025	PC032037	ST JOHN AMBULANCE AUST BELMONT		70.00
	I	O	22/08/2025	21/08/2025	PC032038	ST JOHN AMBULANCE AUST BELMONT		70.00
	I	O	22/08/2025	21/08/2025	PC032039	ST JOHN AMBULANCE AUST BELMONT		70.00
	I	O	27/08/2025	25/08/2025	PC032062	EZI* CULLEYS TEA ROOM Kardinya		218.00
							Total	775.80
Manager Community Development	I	O	1/08/2025	31/07/2025	1300033348	IGA FREMANTLE FREMANTLE		39.84
	I	O	1/08/2025	31/07/2025	1300033368	RLSSWA MOUNT CLAREM		350.00
	I	O	4/08/2025	1/08/2025	1600054439	CREATESEND/COM SYDNEY SYDNEY		10.77
	I	O	4/08/2025	1/08/2025	1600054445	ROSTER ELF PTY LTD MOUNT HAWTHO		580.58
	I	O	15/08/2025	14/08/2025	PC031977	Dominos Estore East Fremadominos.com.		98.75
	I	O	25/08/2025	21/08/2025	PC032052	BUNNINGS GROUP LIMITED HAWTHORN EAS		150.00
							Total	1,229.94

Purchase Card Transactions

Statement Date between 30-Jul-2025 and 28-Aug-2025

Description	Status	Action	Statement		Reference	Narrative	Notes	Amount
			Date	Date				
Supervisor Parks and Landscape	I	O	7/08/2025	4/08/2025	PC031889	BUNNINGS 453000 O'CONNOR		46.48
	I	O	7/08/2025	4/08/2025	PC031896	BUNNINGS 453000 O'CONNOR		695.92
	I	O	8/08/2025	7/08/2025	PC031901	TOTALLY WORKWEAR SUCCESS SUCCESS		72.84
	I	O	8/08/2025	5/08/2025	PC031906	BUNNINGS 453000 O'CONNOR		298.89
	I	O	11/08/2025	8/08/2025	PC031920	OCONNOR L/MWR&C/SAW O CONNOR		34.60
	I	O	11/08/2025	8/08/2025	PC031924	BUNNINGS 453000 O'CONNOR		15.99
	I	O	11/08/2025	8/08/2025	PC031925	BUNNINGS 453000 O'CONNOR		15.99
	I	O	11/08/2025	8/08/2025	PC031929	SUPER CHEAP AUTO O'CONNOR		75.96
	I	O	11/08/2025	8/08/2025	PC031938	OCONNOR L/MWR&C/SAW O CONNOR		180.00
	I	O	11/08/2025	8/08/2025	PC031939	SQ *VAN RYT INDUSTRIES Kardinya		168.63
	I	O	11/08/2025	6/08/2025	PC031941	BUNNINGS 453000 O'CONNOR		129.00
	I	O	13/08/2025	12/08/2025	PC031964	WALDECKS MYAREE		362.78
	I	O	15/08/2025	12/08/2025	PC031984	BUNNINGS 453000 O'CONNOR		223.71
	I	O	18/08/2025	15/08/2025	PC032004	BUNNINGS 453000 O'CONNOR		311.80
	I	O	18/08/2025	14/08/2025	PC032005	CREATION LANDSCAPE SUP NORTH FREMAN		243.00
								Total
							Grand Total	56,842.30

SCHEDULE OF ACCOUNTS SUBMITTED TO ORDINARY COUNCIL MEETING

August 2025

MUNICIPAL FUND

Cheque/EFT Payment Identifier	In Favour of	Comments-Details	Amount
EF150252 - EF150883	Various Creditors	As Per Payment Report (EFT & Cheque) For August 2026 (viewed electronically)	\$ 4,580,406.43
DD004110 - DD004126	Various Creditors		\$ 37,671.01
Chq 217943 - 217948	Various Creditors		\$ 2,250.00
	Various Creditors	Cancelled Cheques	-\$ 4,105.00
	Various Creditors	Cancelled EFTs	-\$ 23,521.99
Total EFT/Cheque Payments			\$ 4,592,700.45

Purchase Card Identifier	In Favour of	Comments-Details	Amount
Purchase Card Transactions 30-Jul-2025 to 28-Aug-2025	Various Creditors	As Per Payment Report (Purchase Cards) For August 2026 (viewed electronically)	\$ 56,842.30
Total Purchase Card Payments			\$ 56,842.30

Salary/Wages Payment Identifier	Date	Comments-Details	Amount
O 06/08/2025	7/08/2025	Wages Payment	\$ 179,827.68
I 13/08/2025	13/08/2025	Salaries Payment	\$ 1,003,703.76
I 13/08/2025	14/08/2025	Salaries Payment	\$ 19,526.98
O 20/08/2025	21/08/2025	Wages Payment	\$ 190,636.50
I 27/08/2025	27/08/2025	Salaries Payment	\$ 1,048,791.63
I 27/08/2025	29/08/2025	Salaries Payment	\$ 717.85
	01/08/2025	COF Superannuation Payment	\$ 196,803.44
	05/08/2025	COF Superannuation Payment	-\$ 5,336.57
	08/08/2025	COF Superannuation Payment	\$ 46,206.00
	14/08/2025	COF Superannuation Payment	\$ 201,393.73
	22/08/2025	COF Superannuation Payment	\$ 46,768.63
	28/08/2025	COF Superannuation Payment	\$ 205,992.81
Total Salaries/Wages Payment			\$ 3,135,032.44

Total Payments from Municipal Fund Account	\$ 7,784,575.19
---	------------------------

GRAND TOTAL PAYMENTS	\$ 7,784,575.19
-----------------------------	------------------------



Monthly Financial Report

August 2025

fremantle.wa.gov.au

CITY OF FREMANTLE



**MONTHLY FINANCIAL REPORT
(Containing the Statement of Financial Activity)
For the Period Ended 31 August 2025**

**LOCAL GOVERNMENT ACT 1995
LOCAL GOVERNMENT (FINANCIAL MANAGEMENT) REGULATIONS 1996**

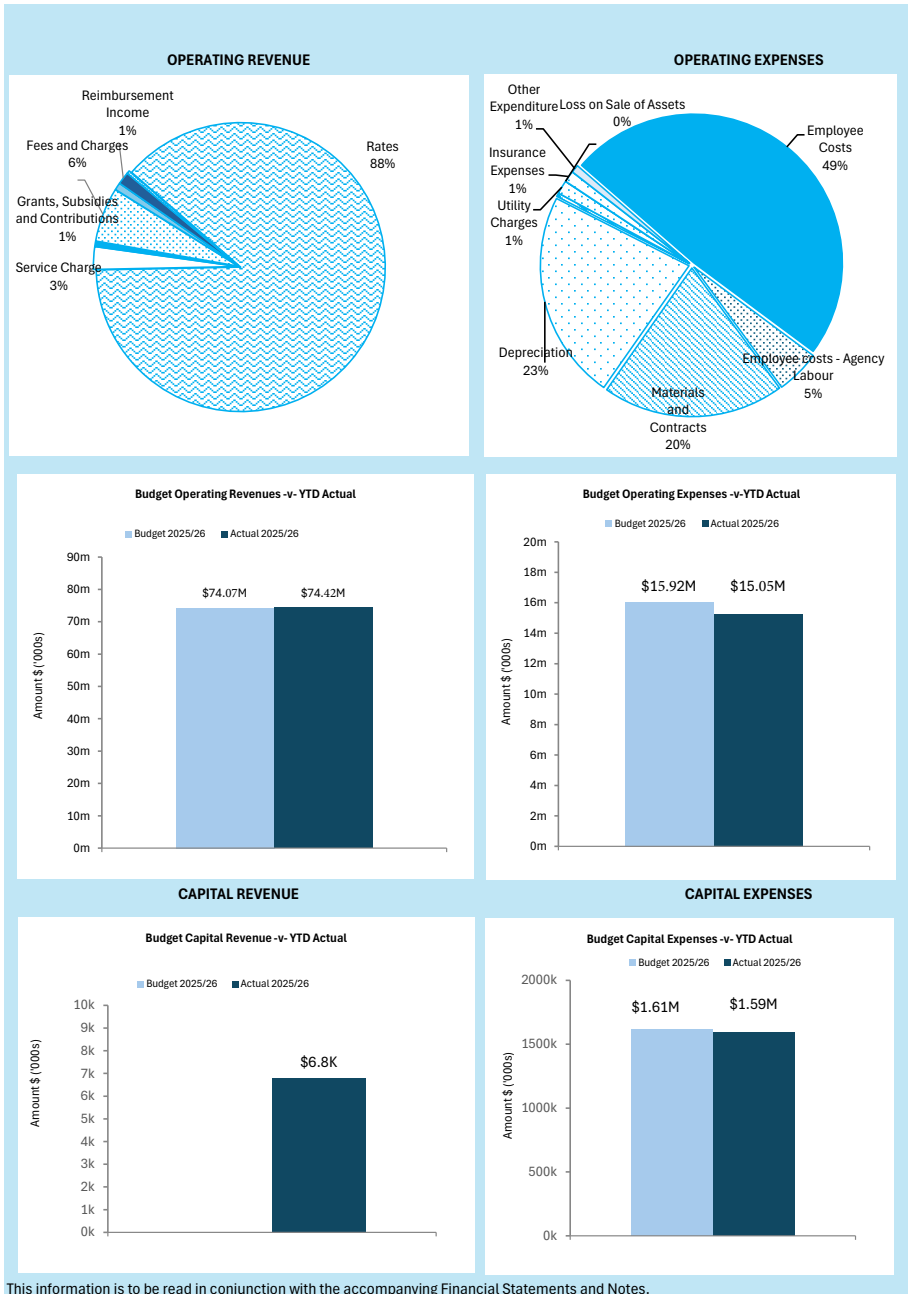
TABLE OF CONTENTS

Monthly Summary Graphs	1
Statement of Comprehensive Income by Nature	2
Statement of Financial Position	3
Statement of Financial Activity by Nature	4
Statement of Financial Activity by Directorate	5
Note 1 Cash and Investments	6
Note 2 Adjusted Net Current Assets	7
Note 3 (a) Capital Acquisitions Summary	8
Note 3 (b) Capital Acquisitions - Projects	9
Note 3 (c) Capital Acquisitions - Work in Progress	11
Note 4 Borrowings	13
Note 5 (a) Reserves Fund Balances and Movements Summary	14
Note 5 (b) Reserves Fund Balances and Movements Detail	15
Note 6 Trust Fund	22
Note 7 Receivables	23
Note 8 Rate Revenue	24
Information Accounting Policy	25

MONTHLY FINANCIAL REPORT

FOR THE PERIOD ENDED 31 AUGUST 2025

MONTHLY SUMMARY GRAPHS



MONTHLY FINANCIAL REPORT
 FOR THE PERIOD ENDED 31 AUGUST 2025

STATEMENT OF COMPREHENSIVE INCOME
 BY NATURE

	2025/26		2025/26 YTD Actual (b)	YTD (b)	Variance Amount (b) - (a)	Variance % (b)-(a)/(a)	Var.
	2025/26 Amended Budget	YTD Amended Budget (a)					
	\$	\$	\$	\$	\$	%	
Revenue							
Rates (including Annual Levy)	67,538,194	66,638,194	66,632,360		(5,834)	(0.01%)	
Service Charges	1,808,804	1,808,804	1,904,651		95,847	5.30%	
Grants, Subsidies & Contributions	7,988,246	270,228	436,572		166,344	61.56%	▲
Fees and Charges	26,448,888	4,453,163	4,586,748		133,585	3.00%	
Interest Earnings	2,410,000	698,210	611,496		(86,714)	(12.42%)	
Other Revenue	2,169,602	200,008	251,629		51,621	25.81%	
	108,363,734	74,068,607	74,423,456		354,849	0.48%	
Expenses							
Employee Costs	(51,412,087)	(8,270,009)	(7,708,101)		561,907	6.79%	
Materials and Contracts	(40,843,740)	(3,082,552)	(3,122,618)		(40,066)	(1.30%)	
Depreciation on Non Current Assets	(21,932,500)	(3,655,418)	(3,596,939)		58,479	1.60%	
Finance Cost	(387,016)	(64,506)	(60,431)		4,075	6.32%	
Utility Charges (gas, electricity, water)	(2,461,244)	(410,212)	(229,591)		180,621	44.03%	▲
Insurance Expenses	(1,244,257)	(207,117)	(193,548)		13,569	6.55%	
Other Expenditure	(1,332,640)	(226,616)	(134,477)		92,139	40.66%	
	(119,613,484)	(15,916,430)	(15,045,706)		870,724	5.47%	
Operating Surplus / (Deficit)	(11,249,750)	58,152,177	59,377,750		1,225,573	2.11%	
Non-Operating Grants, Subsidies & Contributions	11,192,788	-	6,807		6,807		
Profit on Asset Disposals	64,377	-	-		-		
Loss on Asset Disposals	(281,125)	-	-		-		
	10,976,040	-	6,807		6,807		
Net Result	(273,710)	58,152,177	59,384,558		1,232,380	2.12%	
Other Comprehensive Income	-	-	-		-		
Total Comprehensive Income	(273,710)	58,152,177	59,384,558		1,232,380	2.12%	

MONTHLY FINANCIAL REPORT

STATEMENT OF FINANCIAL POSITION

FOR THE PERIOD ENDED 31 AUGUST 2025

	31 Aug 2025 (a)	30 Jun 2025 (b)	Movement (c) = (a) - (b)
	\$	\$	\$
Current Assets			
Cash and Cash Equivalents	10,780,528	6,842,125	3,938,403
Other Financial Assets	44,076,350	37,109,866	6,966,484
Trade and Other Receivables	60,227,470	3,933,470	56,294,000
Inventories	211,576	185,125	26,450
	115,295,924	48,070,586	67,225,337
Non-Current Assets			
Other Receivables	1,110,014	1,320,765	(210,751)
Investments	2,592,426	2,393,377	199,049
Property, Plant and Equipment	334,714,906	335,486,503	(771,596)
Right of Use Assets	976,218	1,035,308	(59,089)
Investment Property	33,649,336	33,174,288	475,048
Infrastructure	317,594,403	319,260,463	(1,666,060)
	690,637,303	692,670,704	(2,033,399)
Total Assets	805,933,227	740,741,290	65,191,938
Current Liabilities			
Trade and Other Payables	(13,109,016)	(7,039,064)	(6,069,952)
Contract Liabilities	(436,288)	(618,403)	182,115
Capital grant/contributions liabilities	(4,069,818)	(3,969,512)	(100,306)
Short Term Borrowings	(1,542,340)	(1,668,392)	126,052
Lease Liability	(211,818)	(266,528)	54,711
Provisions	(6,521,682)	(6,521,682)	-
	(25,890,962)	(20,083,582)	(5,807,380)
Non-Current Liabilities			
Long Term Borrowings	(15,226,927)	(15,226,927)	-
Lease Liability	(790,166)	(790,166)	-
Capital grant/contributions liabilities	(724,421)	(724,421)	-
Provisions	(1,742,930)	(1,742,930)	-
	(18,484,444)	(18,484,444)	-
Total Liabilities	(44,375,406)	(38,568,027)	(5,807,380)
Net Assets	761,557,821	702,173,263	59,384,558
Equity			
Retained Surplus	(160,196,064)	(166,536,584)	6,340,520
Reserves - Cash/Investment Backed	(19,607,749)	(19,583,818)	(23,931)
Reserves - Asset Revaluation	(522,369,450)	(522,369,450)	-
Net Result (YTD Current Year)	(59,384,558)	6,316,589	(65,701,147)
Total Equity	(761,557,821)	(702,173,263)	(59,384,557)

Note: The financial position reported as at 30 June 2025 is an estimated position and subject to change with end of year adjustments.

**MONTHLY FINANCIAL REPORT
FOR THE PERIOD ENDED 31 AUGUST 2025**

**STATEMENT OF FINANCIAL ACTIVITY
BY NATURE**

	2025/26 Original Budget	2025/26 Amended Budget	2025/26 YTD Amended Budget (a)	2025/26 YTD Actual (b)	Variance Amount (b) - (a)	Variance % (b)-(a)/(a)	Var.
	\$	\$	\$	\$	\$	%	
Revenue from operating activities							
General Rates	67,538,194	67,538,194	66,638,194	66,632,360	(5,834)	(0.01%)	
Service Charges (Underground Power)	1,808,804	1,808,804	1,808,804	1,904,651	95,847	5.30%	
Grants, Subsidies and Contributions	8,791,568	7,988,246	270,228	436,572	166,344	61.56%	▲
Fees and Charges	26,448,888	26,448,888	4,453,163	4,586,748	133,585	3.00%	
Interest Earnings	2,410,000	2,410,000	698,210	611,496	(86,714)	(12.42%)	
Profit on Sale of Assets	64,377	64,377	-	-	-	-	
Other Revenue	2,169,602	2,169,602	200,008	251,629	51,621	25.81%	
	109,231,433	108,428,111	74,068,607	74,423,456	354,849	0.48%	
Expenditure from operating activities							
Employee Costs	(51,412,087)	(51,412,087)	(8,270,009)	(7,708,101)	561,907	6.79%	
Materials and Contracts	(40,773,662)	(40,843,738)	(3,082,552)	(3,122,618)	(40,066)	(1.30%)	
Depreciation on Non Current Assets	(21,932,500)	(21,932,500)	(3,655,418)	(3,596,939)	58,479	1.60%	
Finance Cost	(387,016)	(387,016)	(64,506)	(60,431)	4,075	6.32%	
Utility Charges (gas, electricity, water)	(2,461,244)	(2,461,244)	(410,212)	(229,591)	180,621	44.03%	▲
Loss on Sale of Assets	(281,125)	(281,125)	-	-	-	-	
Insurance Expenses	(1,244,257)	(1,244,257)	(207,117)	(193,548)	13,569	6.55%	
Other Expenditure	(1,332,640)	(1,332,640)	(226,616)	(134,477)	92,139	40.66%	
	(119,824,531)	(119,894,607)	(15,916,430)	(15,045,706)	870,724	5.47%	
Operating activities excluded from budget							
(Profit)/Loss on Asset Disposals	216,748	216,748	-	-	-	-	
Depreciation on Assets	21,932,500	21,932,500	3,655,418	3,596,939	(58,479)	(1.60%)	
Non Current Rates Debtors Movement	75,000	75,000	-	11,702	11,702	-	
Amount attributable to operating activities	11,631,150	10,757,752	61,807,595	62,986,392	1,178,797	1.91%	
Investing Activities							
Capital Revenue							
Capital Grants and Subsidies/ Contributions for the development of Assets	9,650,034	11,192,788	-	6,807	6,807	-	
Proceeds from Disposal of Assets	200,000	200,000	-	20,675	20,675	-	
	9,850,034	11,392,788	-	27,482	27,482	-	
Capital Expense							
Payment for Investment Properties	(1,590,324)	(2,599,317)	(382,000)	(373,522)	8,478	2.22%	
Payment for Property, plant and equipment	(9,345,193)	(10,918,079)	(686,820)	(673,224)	13,596	1.98%	
Payment for Construction of infrastructure	(18,240,900)	(19,187,509)	(545,474)	(549,171)	(3,697)	(0.68%)	
	(29,176,417)	(32,704,905)	(1,614,294)	(1,595,917)	18,377	1.14%	
Investing activities excluded from budget							
Amount attributable to investing activities	(19,326,383)	(21,312,117)	(1,614,294)	(1,568,435)	45,859	2.84%	
Financing Activities							
Repayment of Debentures	(1,337,806)	(1,337,806)	(126,048)	(126,052)	(4)	(0.00%)	
Repayment of Operating Lease	(713,159)	(713,159)	(35,362)	(54,711)	(19,349)	54.72%	
	(2,050,965)	(2,050,965)	(161,410)	(180,763)	(19,353)	(11.99%)	
Reserve Transfers							
Transfer to Reserves (Restricted) - Operating	(1,898,116)	(1,898,116)	-	(546,441)	(546,441)	-	
Transfer from Reserves (Restricted) - Capital	5,829,251	6,160,001	505,000	522,510	17,510	3.47%	
Transfer from Reserves (Restricted) - Operating	65,000	65,000	-	-	-	-	
Transfer to/from reserves	3,996,135	4,326,885	505,000	(23,930)	(528,930)	104.74%	
Amount attributable to financing activities	1,945,170	2,275,920	343,590	(204,693)	(548,283)	(159.57%)	▼
Surplus or Deficit at the start of the financial year	5,830,053	8,358,435	8,358,435	9,613,685	1,255,250	15.02%	▲
Amount attributable to operating activities	11,631,150	10,757,752	61,807,595	62,986,392	1,178,797	1.91%	
Amount attributable to investing activities	(19,326,383)	(21,312,117)	(1,614,294)	(1,568,435)	45,859	(2.84%)	
Amount attributable to financing activities	1,945,170	2,275,920	343,590	(204,693)	(548,283)	(159.57%)	▼
Closing Funding Surplus/(Deficit)	79,990	79,990	68,895,326	70,826,949	1,931,622	2.80%	

KEY INFORMATION

▲ ▼ Indicates a variance between Year to Date (YTD) Budget and YTD Actual data as per the adopted materiality threshold.
This statement is to be read in conjunction with the accompanying Financial Statements and Notes.

**MONTHLY FINANCIAL REPORT
FOR THE PERIOD ENDED 31 AUGUST 2025**

**STATEMENT OF FINANCIAL ACTIVITY
BY DIRECTORATE**

	2025/26 Original Budget	2025/26 Amended Budget	2025/26 YTD Amended Budget (a)	2025/26 YTD Actual (b)	Variance Amount (b) - (a)	Variance % (b)-(a)/(a)	Var.
	\$	\$	\$	\$	\$	%	
Revenue from operating activities							
Office of the Chief Executive	-	-	-	120	120		
City Business Directorate	86,320,065	85,564,130	69,892,842	69,919,213	26,371	0.04%	
Community Development Directorate	13,604,196	13,604,196	941,195	1,041,653	100,458	10.67%	▲
Strategic Planning and Projects Directorate	4,784,355	4,735,742	1,093,932	1,129,015	35,083	3.21%	
Infrastructure and Projects Directorate	4,458,440	4,459,666	2,140,638	2,333,456	192,818	9.01%	
	109,167,056	108,363,734	74,068,607	74,423,456	354,849	0.48%	
Expenditure from operating activities							
Office of the Mayor and Councillors	(755,855)	(755,853)	(130,774)	(111,273)	19,501	14.91%	
Office of the Chief Executive	(6,269,246)	(6,269,246)	(904,013)	(874,777)	29,235	3.23%	
City Business Directorate	(39,179,660)	(39,195,260)	(5,878,696)	(5,685,872)	192,825	3.28%	
Community Development Directorate	(26,154,935)	(26,164,443)	(3,237,242)	(3,149,068)	88,175	2.72%	
Strategic Planning and Projects Directorate	(9,550,093)	(9,502,027)	(1,255,764)	(1,199,687)	56,077	4.47%	
Infrastructure and Projects Directorate	(37,633,617)	(37,726,653)	(4,509,941)	(4,025,029)	484,912	10.75%	▲
	(119,543,406)	(119,613,482)	(15,916,430)	(15,045,706)	870,724	5.47%	
Operating activities excluded from budget							
Profit/(Loss) on Asset Disposals	21,932,500	21,932,500	3,655,418	3,596,939	(58,479)	(1.60%)	
Non Current Rates Debtors Movement	75,000	75,000	-	11,702	11,702		
Amount attributable to operating activities	11,631,150	10,757,752	61,807,595	62,986,392	1,178,797	1.91%	
Investing Activities							
Capital Revenue							
Capital Grants and Subsidies/ Contributions for the development of Assets	9,650,034	11,192,788	-	6,807	6,807	-	
Proceeds from Disposal of Assets	200,000	200,000	-	20,675	20,675	-	
	9,850,034	11,392,788	-	27,482	27,482	-	
Capital Expense							
Payment for Investment Properties	(1,590,324)	(2,599,317)	(382,000)	(373,522)	8,478		
Payment for Property, plant and equipment	(9,345,193)	(10,918,079)	(686,820)	(673,224)	13,596		
Payment for Construction of infrastructure	(18,240,900)	(19,187,509)	(545,474)	(549,171)	(3,697)		
	(29,176,417)	(32,704,905)	(1,614,294)	(1,595,917)	18,377	1.14%	
Amount attributable to investing activities	(19,326,383)	(21,312,117)	(1,614,294)	(1,568,435)	45,859	2.84%	
Financing Activities							
Repayment of Debentures	(1,337,806)	(1,337,806)	(126,048)	(126,052)	(4)	0.00%	
Repayment of Operating Lease	(713,159)	(713,159)	(35,362)	(54,711)	(19,349)	54.72%	
	(2,050,965)	(2,050,965)	(161,410)	(180,763)	(19,353)	11.99%	
Reserve Transfers							
Transfer to Reserves (Restricted) - Operating	(1,898,116)	(1,898,116)	-	(546,441)	(546,441)		
Transfer from Reserves (Restricted) - Capital	5,829,251	6,160,001	505,000	522,510	17,510	3.47%	
Transfer from Reserves (Restricted) - Operating	65,000	65,000	-	-	-		
	3,996,135	4,326,885	505,000	(23,930)	(528,930)	(104.74%)	▼
Amount attributable to financing activities	1,945,170	2,275,920	343,590	(204,693)	(548,283)	(159.57%)	▼
Surplus or Deficit at the start of the financial year							
	5,830,053	8,358,435	8,358,435	9,613,685	1,255,250	15.02%	▲
Amount attributable to operating activities	11,631,150	10,757,752	61,807,595	62,986,392	1,178,797	1.91%	
Amount attributable to investing activities	(19,326,383)	(21,312,117)	(1,614,294)	(1,568,435)	45,859	(2.84%)	
Amount attributable to financing activities	1,945,170	2,275,920	343,590	(204,693)	(548,283)	(159.57%)	▼
Closing Funding Surplus/(Deficit)	79,990	79,990	68,895,326	70,826,949	1,931,622	2.80%	

KEY INFORMATION

▲ ▼ Indicates a variance between Year to Date (YTD) Budget and YTD Actual data as per the adopted materiality threshold.

Refer to Note 2 for an explanation of the reasons for the variance.

This statement is to be read in conjunction with the accompanying Financial Statements and Notes.

**MONTHLY FINANCIAL REPORT
FOR THE PERIOD ENDED 31 AUGUST 2025**

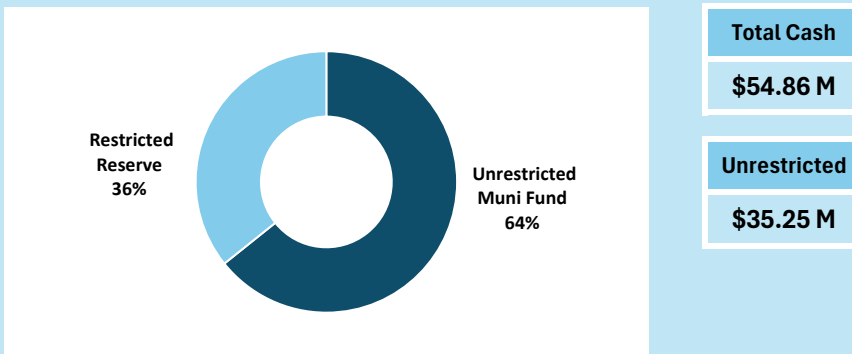
CASH AND INVESTMENTS

NOTE 1

Cash and Investments	Unrestricted Muni Fund	Restricted Reserve	YTD Actual without Trust	Trust Fund	YTD Actual
	\$	\$	\$	\$	\$
Cash on Hand					
Petty Cash and Floats	49,857	-	49,857	-	49,857
	49,857	-	49,857	-	49,857
At Call Deposits					
Municipal Fund and Receipts in Progress	438,240	-	438,240	-	438,240
	438,240	-	438,240	-	438,240
Investments					
<i>Cash Investments (≤ 3 months)</i>					
Professional Funds Account	10,292,431	-	10,292,431	-	10,292,431
Trust Fund	-	-	-	673,716	673,716
	10,292,431	-	10,292,431	673,716	10,966,148
<i>Term Deposits (> 3 months)</i>					
Municipal Investment	24,468,601	-	24,468,601	-	24,468,601
Reserve Fund Investment	-	19,607,749	19,607,749	-	19,607,749
Trust Fund Investment	-	-	-	-	-
	24,468,601	19,607,749	44,076,350	-	44,076,350
Investments Total	34,761,033	19,607,749	54,368,781	673,716	55,042,498
Total	35,249,129	19,607,749	54,856,878	673,716	55,530,594

SIGNIFICANT ACCOUNTING POLICIES

Cash and cash equivalents include cash on hand, cash at bank, deposits available on demand with banks and other short term highly liquid investments that are readily convertible to known amounts of cash and which are subject to an insignificant risk of changes in value and bank overdrafts. Bank overdrafts are reported as short term borrowings in current liabilities in the statement of financial position.



MONTHLY FINANCIAL REPORT

FOR THE PERIOD ENDED 31 AUGUST 2025

ADJUSTED NET CURRENT ASSETS

NOTE 2

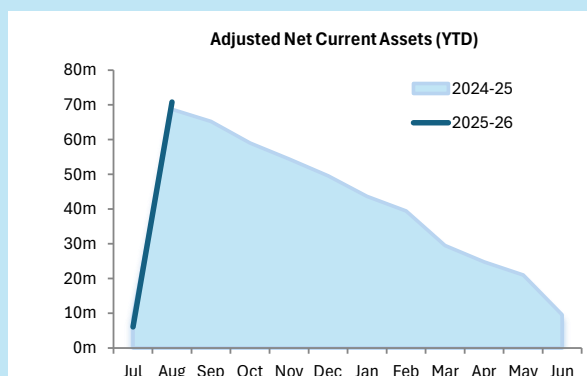
	Ref Note	31 Aug 2025 (a)	30 Jun 2025 (b)	Movement (c) = (a) - (b)
		\$	\$	\$
Current Assets				
Cash Unrestricted		35,249,129	24,368,172	10,880,957
Cash Restricted		19,607,749	19,583,818	23,930
Rates Outstanding		56,362,421	865,976	55,496,444
Sundry debtors		2,311,142	1,371,049	940,092
GST Receivable		168,170	462,126	(293,956)
Accrued income		1,385,738	1,234,319	151,419
Inventories		211,576	185,125	26,450
		115,295,924	48,070,586	67,225,338
Less: Current Liabilities				
Trade and other payables		(13,109,016)	(7,039,064)	(6,069,952)
Contract Liabilities		(436,288)	(618,403)	182,115
Capital grant/contributions liabilities		(4,069,818)	(3,969,512)	(100,306)
Short Term Borrowings		(1,542,340)	(1,668,392)	126,052
Lease liability - Current		(211,818)	(266,528)	54,711
Provisions		(6,521,682)	(6,521,683)	-
		(25,890,962)	(20,083,582)	(5,807,380)
Unadjusted Net Current Assets		89,404,962	27,987,004	61,417,958
Adjustments and exclusions permitted by FM Reg 32				
Add: Loan Repayments (Current)		1,168,406	1,294,458	(126,052)
Added: Current portion of loan - associated funded		373,935	373,935	-
Add: Lease Liability (Current)		211,818	266,528	(54,711)
Less: Cash - Reserves - Restricted		(19,607,749)	(19,583,818)	(23,930)
Less: Capital grant/contributions liabilities		(724,421)	(724,421)	-
Adjusted Net Current Assets		70,826,949	9,613,685	61,213,265

SIGNIFICANT ACCOUNTING POLICIES

Please see Information attachment on significant accounting policies relating to Net Current Assets.

KEY INFORMATION

The amount of the adjusted net current assets at the end of the period represents the actual surplus (or deficit if the figure is a negative) as presented on the Rate Setting Statement.



**Last Year YTD
Surplus(Deficit)
\$68.72 M**

**This Year YTD
Surplus(Deficit)
\$70.83 M**

**MONTHLY FINANCIAL REPORT
FOR THE PERIOD ENDED 31 AUGUST 2025**

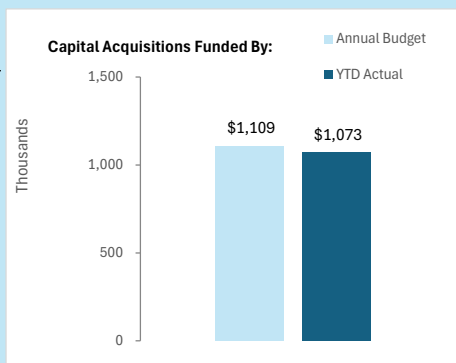
**CAPITAL ACQUISITIONS SUMMARY
NOTE 3(a)**

Capital Acquisitions	Amended Annual Budget	Amended YTD Budget	YTD Actual	YTD Budget Variance
	\$	\$	\$	\$
Investment Land	956,512	330,000	327,309	2,691
Investment Buildings	1,642,805	52,000	46,213	5,787
Buildings	7,957,391	668,820	654,240	14,580
Infrastructure - Roads	5,682,545	165,850	154,134	11,716
Infrastructure - Drainage	1,481,084	18,500	17,473	1,027
Infrastructure - Paths	717,686	3,500	2,823	677
Infrastructure - Parks	6,933,473	107,274	131,261	(23,987)
Infrastructure - Other	4,372,721	250,350	243,480	6,870
Furniture and Fittings	122,211	3,000	2,503	497
Plant and Equipment	2,838,477	15,000	16,481	(1,481)
Capital Expenditure Totals	32,704,905	1,614,294	1,595,917	18,377
Capital Acquisitions Funded By:				
Capital grants and contributions	11,192,788	-	6,807	6,807
Contribution - operations	15,352,116	1,109,294	1,066,600	(42,694)
	26,544,904	1,109,294	1,073,407	35,887
Cash Backed Reserves				
Hilton Park Sports Reserve	832,739	-	-	-
Investment Fund Reserve	1,294,445	160,000	155,527	(4,473)
Parking Dividend Equalisation Reserve	1,739,606	15,000	16,481	1,481
Sustainability Investment Reserve	22,310	-	-	-
Public Open Spaces Reserves	10,000	-	-	-
Projects Unexpended Municipal Reserve	1,942,000	330,000	327,309	(2,691)
Fremantle Oval Reserve	318,901	-	23,193	23,193
	6,160,001	505,000	522,510	(17,510)
Capital Funding Total	32,704,905	1,614,294	1,595,917	(18,377)

SIGNIFICANT ACCOUNTING POLICIES

All assets are initially recognised at cost. Cost is determined as the fair value of the assets given as consideration plus costs incidental to the acquisition. For assets acquired at no cost or for nominal consideration, cost is determined as fair value at the date of acquisition. The cost of non-current assets constructed by the local government includes the cost of all materials used in the construction, direct labour on the project and an appropriate proportion of variable and fixed overhead. Certain asset classes may be revalued on a regular basis such that the carrying values are not materially different from fair value. Assets carried at fair value are to be revalued with sufficient regularity to ensure the carrying amount does not differ materially from that determined using fair value at reporting date.

KEY INFORMATION

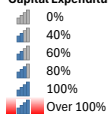


Acquisitions	Annual Budget	YTD Actual	% Spent
	\$32.7 M	\$1.6 M	5%
Capital Grant	Annual Budget	YTD Actual	% Recognised
	\$11.19 M	\$0.01 M	0%

**MONTHLY FINANCIAL REPORT
FOR THE PERIOD ENDED 31 AUGUST 2025**

**CAPITAL ACQUISITIONS - PROJECTS
NOTE 3(b)**

Capital Expenditure - Level of Completion Indicators

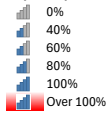


% of Completion	Activity Number	Amended Annual Budget	Amended YTD Budget	YTD Actual	YTD Variance Under/(Over)	Over Budget
		\$	\$	\$	\$	\$
City Business Directorate						
IT Operations Team						
0%	P-10498 Install-Network infrastructure	300007	12,368	-	-	-
0%	P-11077 Walyalup Civic Centre Network Infrastructure	300073	34,638	-	-	-
Economy and Commercial						
0%	P-11829 Commercial Tenancies - Walyalup Civic Centre	300112	29,533	-	-	-
Commercial Parking						
1%	P-12041 Program - Ticket machines	300259	1,739,606	15,000	16,481	(1,481)
Commercial Property Team						
3%	P-12159 Tenancy Fitout	300353	113,831	4,000	3,855	145
Creative Arts & Community Directorate						
Public Art Team						
0%	P-11878 Walyalup Koort Public Realm - Public Artwork	300162	700,000	-	-	-
Infrastructure Directorate						
Building Maintenance						
3%	P-12241 Program - Furniture and Equipment	300420	75,205	3,000	2,503	497
0%	Program - Asbestos Removal	300443	50,000	-	-	-
0%	Program - Building Sustainability Initiatives	300448	30,000	-	-	-
Building Projects						
34%	P-11944 38-40 Henry St - Façade Upgrades	300167	956,512	330,000	327,309	2,691
0%	P-10297 Construct-Walyalup Civic Centre & Library (KS)- Extr	300206	23,832	-	-	-
0%	P-12197 Hilton Park - Demolition of Ken Allen Clubhouse	300216	55,539	-	-	-
11%	P-12222 Buildings - WCC - Levels 1,2&3 Tenancy construction	300299	1,399,842	160,000	155,527	4,473
0%	Hilton Park - Brad Hardie Changerooms upgrade	300341	484,800	-	-	-
3%	P-12184 Design and construct - Arts Centre Creative Hub	300355	1,154,350	40,000	35,200	4,800
27%	P-12179 Install - Locat History - Partition	300357	40,050	12,000	11,012	988
0%	P-12171 Old Fire Station - Electrical and Fire Works	300373	409,574	-	-	-
0%	P-12217 Fremantle Town Hall - Performance Infrastructure Upg	300394	942,000	-	-	-
0%	P-12223 Walyalup Civic Centre - Drainage	300401	610,000	-	-	-
0%	P-12221 Market St / Collie St - New Public Toilet	300403	1,155,803	1,500	950	550
0%	P-12262 Walyalup Koort Public Realm	300406	250,000	-	-	-
5%	P-12240 Program - Buildings	300421	680,000	35,000	32,191	2,809
54%	P-12239 Fremantle Leisure Centre - Pool structural & mechani	300422	663,193	360,000	356,043	3,957
0%	Buildings - Fremantle Oval Redevelopment	300426	295,708	-	-	-
29%	P-12186 Operations Centre Development	300427	60,830	20,000	17,800	2,200
0%	P-12375 Community facility - Forward Works	300439	35,000	-	-	-
0%	Fremantle Leisure Centre - Gym Extension	300450	200,000	-	-	-
Traffic and Transport Team						
0%	P-12220 Road safety - Parry / Queen Vic	300404	13,480	-	-	-
0%	P-12230 Road safety - Duoro Road (design)	300407	5,522	-	-	-
0%	Johannah St / Fremantle Sailing Club - Drainage Works	300435	588,162	-	-	-
Construction and Maintenance Teams						
0%	P-11664 Road safety - Hampton Rd - Signalised crossing	300067	700,000	-	-	-
0%	P-12134 Program - Access and Inclusion Infrastructure	300285	76,440	-	-	-
0%	P-12190 Program - Footpaths	300362	647,686	3,500	2,823	677
48%	P-12214 Place - South Beach - Additional Parking	300397	244,756	120,350	117,319	3,031
0%	P-12213 Road safety - Low-cost urban road safety upgrades	300398	605,000	-	-	-
0%	P-12219 Road safety - Stevens / Nannine St	300405	298,124	-	-	-
0%	P-12238 Program - Traffic Calming Devices	300412	47,000	-	-	-
34%	P-12237 Program - Street Lighting	300413	375,314	130,000	126,161	3,839
0%	P-12234 Program - MRRG Works	300416	1,942,383	2,000	1,088	913
7%	P-12233 Program - R2R Works	300417	755,102	58,850	49,923	8,927
0%	P-12232 Program - Bus Stops	300418	100,000	-	-	-
7%	P-12231 Program - Drainage	300419	262,922	18,500	17,473	1,027
0%	Road Safety - Hilton Precinct 40km/h Speed Zone Trail	300429	40,000	-	-	-
0%	Program - Black Spot - Stevens & Amherst St Roundabout Const	300430	380,934	-	-	-
0%	Douro Road Traffic Calming and Design Program (Construct)	300431	400,000	-	-	-
0%	Forsyth Rd Widening	300432	50,000	-	-	-
0%	Road safety - Hampton Rd / South St	300436	40,000	-	-	-
69%	Program - Car Parks	300442	150,000	105,000	103,123	1,877
0%	Program - Bike Plan	300444	130,000	-	-	-
0%	Program - Line Marking	300446	25,000	-	-	-
0%	Program - Urban Realm Streetscape Upgrades	300449	100,000	-	-	-
0%	Milbourne St - New Path Connection	300451	70,000	-	-	-

**MONTHLY FINANCIAL REPORT
FOR THE PERIOD ENDED 31 AUGUST 2025**

**CAPITAL ACQUISITIONS - PROJECTS
NOTE 3(b)**

Capital Expenditure - Level of Completion Indicators



% of Completion	Activity Number	Amended Annual Budget	Amended YTD Budget	YTD Actual	YTD Variance Under/(Over)	Over Budget
Parks and Landscapes Team						
0%	P-12216 Bathers Beach - Safe Swimming Area	300395	224,767	-	-	-
Mechanical Services Team						
0%	P-12189 Program - Plant, Equipment & Vehicles	300361	1,098,871	-	-	-
Facilities and Environmental Management						
0%	P-11873 Program - Solar panels	300152	22,310	-	-	-
0%	P-12218 Town Hall - Design for essential works	300393	212,000	-	-	-
1%	P-12090 Fitout -WCC tenancy -Level 1,2&3 AC infrastructure	300402	205,108	2,500	1,999	501
0%	P-12242 CBD Toilet provision Beach Street	300423	400,371	-	-	-
Place and Projects Team						
0%	P-10077 Program-Parks-Infrastructure	300147	78,186	-	-	-
0%	P-10412 Booyeembara Park Master Plan - Golf Course	300197	3,210,000	-	-	-
37%	P-11992 South Beach Changerooms - Design and Construct	300218	233,783	85,820	85,876	(56)
0%	P-12070 - Deliver - N Fremantle landscaping	300280	8,538	-	-	-
0%	P-12078 Nannine Commons - Design and Construct	300308	21,105	-	-	-
0%	P-12136 Install - Parks - Signage	300311	15,251	-	-	-
0%	P-12112 Stevens Reserve - Master Plan Projects	300320	500,000	-	-	-
0%	P-11989 Hilton Park Precinct - Design and Construct	300344	202,739	-	-	-
134%	P-12211 Samson Park -Construct Sellenger Ave parking	300392	76,774	76,774	102,809	(26,035) (26,035)
0%	P-12225 Ken Allen Reserve Sports Lighting Upgrade	300399	499,327	-	-	-
2%	P-12227 Program - Irrigation	300410	1,779,480	30,000	28,002	1,998
0%	P-12226 Program - Playgrounds	300411	770,139	500	450	50
0%	P-12263 Program - Park Infrastructure	300424	50,000	-	-	-
0%	P-12373 Hilton Park Master Plan - Northern Projects	300434	1,750,000	-	-	-
0%	Samson park - Seasonal wetland, boardwalks and drainage cons	300437	800,000	-	-	-
0%	Samson Park - Community Engagement and Concept Design	300438	50,000	-	-	-
0%	Program - Greening Sumps	300445	20,000	-	-	-
0%	Program - Sports Infrastructure	300447	74,000	-	-	-
Natural Areas and Urban Forest Team						
0%	P-11823 Design and construct-Port Beach coastal adaptation	300110	152,117	-	-	-
Waste and Fleet Management						
		32,704,905	1,614,294	1,595,917	18,377	(26,035)

PROJECT	VARIANCE OVER 25/26 BUDGET	COMMENT (Tolerance level is 10% and \$10,000)
Samson Park -Construct Sellenger Ave parking	(26,035)	Incorrect posting of electrical works for irrigation. Miscdoing issue will be fixed in the September month.

MONTHLY FINANCIAL REPORT

CAPITAL ACQUISITIONS - WORK IN PROGRESS

FOR THE PERIOD ENDED 31 AUGUST 2025

NOTE 3(c)

Works in Progress 2024/25 (LTD) & 2025/26

Account No.	Project	Financial Year		Total
		2024/25 (LTD)	2025/26 (YTD)	
Buildings				
300112	P-11829 Commercial Tenancies - Walyalup Civic Centre	88,003	-	88,003
300218	P-11992 South Beach Changerooms - Design and Construct	-	85,876	85,876
300299	P-12222 Buildings - WCC - Levels 1,2&3 Tenancy construction	-	155,527	155,527
300341	Hilton Park - Brad Hardie Changerooms upgrade	15,200	-	15,200
300389	P-12208 Town Hall - Balcony	681,309	-	681,309
300402	P-12090 Fitout -WCC tenancy -Level 1,2&3 AC infrastructure	584,892	1,999	586,891
300403	P-12221 Market St / Collie St - New Public Toilet	104,198	950	105,148
300421	P-12240 Program - Buildings	261,482	32,191	293,672
300422	P-12239 Fremantle Leisure Centre - Pool structural & mechani	26,807	356,043	382,850
300423	P-12242 CBD Toilet provision Beach Street	59,629	-	59,629
300426	Buildings - Fremantle Oval Redevelopment	54,292	-	54,292
300427	P-12186 Operations Centre Development	14,170	17,800	31,970
Investment Land				
300167	P-11944 38-40 Henry St - Façade Upgrades	296,488	327,309	-
Investment Buildings				
300353	P-12159 Tenancy Fitout	-	3,855	-
300355	P-12184 Design and construct - Arts Centre Creative Hub	106,500	35,200	-
300357	P-12179 Install - Local History - Partition	4,950	11,012	-
300373	P-12171 Old Fire Station - Electrical and Fire Works	20,426	-	-
Furniture and Fittings				
300400	P-12224 Buildings - WCC - Data room AC	33,418	-	33,418
300420	P-12241 Program - Furniture and Equipment	-	2,503	2,503
Plant and Equipment				
300259	P-12041 Program - Ticket machines	146,394	16,481	162,875
300383	P-12201 Purchase - Wayfinding system	200,739	-	200,739
Infrastructure - Drainage				
300419	P-12231 Program - Drainage	183,963	17,473	201,435
Infrastructure - Roads				
300404	P-12220 Road safety - Parry / Queen Vic	11,520	-	11,520
300405	P-12219 Road safety - Stevens / Nannine St	21,876	-	21,876
300407	P-12230 Road safety - Duoro Road (design)	9,478	-	9,478
300416	P-12234 Program - MRRG Works	-	1,088	1,088
300417	P-12233 Program - R2R Works	420,766	49,923	470,689
300430	Program - Black Spot - Stevens & Amherst St Roundabout Const	4,066	-	4,066
300442	Program - Car Parks	-	103,123	103,123
Infrastructure - Parks				
300308	P-12078 Nannine Commons - Design and Construct	6,500	-	6,500
300311	P-12136 Install - Parks - Signage	16,800	-	16,800
300391	P-12212 Place - Samson Park - Design	51,329	-	51,329
300392	P-12211 Samson Park -Construct Sellenger Ave parking	173,226	102,809	276,035
300410	P-12227 Program - Irrigation	-	28,002	28,002
300411	P-12226 Program - Playgrounds	-	450	450

MONTHLY FINANCIAL REPORT

FOR THE PERIOD ENDED 31 AUGUST 2025

Works in Progress 2024/25 (LTD) & 2025/26

CAPITAL ACQUISITIONS - WORK IN PROGRESS

NOTE 3(c)

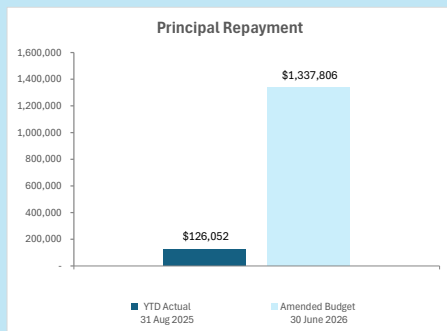
Account No.	Project	Financial Year		Total
		2024/25 (LTD)	2025/26 (YTD)	
Infrastructure - Paths				
300362	P-12190 Program - Footpaths	-	2,823	2,823
Infrastructure - Other				
300162	P-11878 Walyalup Koort Public Realm - Public Artwork	36,980	-	36,980
300395	P-12216 Bathers Beach - Safe Swimming Area	112,350	-	112,350
300397	P-12214 Place - South Beach - Additional Parking	5,244	117,319	122,563
300399	P-12225 Ken Allen Reserve Sports Lighting Upgrade	11,875	-	11,875
300413	P-12237 Program - Street Lighting	124,686	126,161	250,847
Total Annual Work in Progress		3,889,556	1,595,917	4,679,732

**MONTHLY FINANCIAL REPORT
FOR THE PERIOD ENDED 31 AUGUST 2025**

**BORROWINGS
NOTE 4**

Particulars	Interest		Principal 1 July 2025	Principal Repayment		Principal Balance		Interest and Guarantee Fee	
	Rate	Expiry date of Loan		YTD Actual 31 Aug 2025	Amended Budget 30 June 2026	YTD Actual 31 Aug 2025	Amended Budget 30 June 2026	YTD Actual 31 Aug 2025	YTD Budget 31 Aug 2025
	%			\$	\$	\$	\$	\$	\$
Recreation and culture									
298 Leighton Beach Kiosk &	3.44	1/07/2025	41,869	41,869	41,869	-	-	-	-
301 Leighton Beach Kiosk	3.15	1/07/2026	52,083	10,254	41,502	41,829	10,581	263	138
303 Fremantle Boys School	2.86	28/06/2027	161,766	-	77,084	161,766	84,682	918	608
308 Arthur Head - Wall stabilisation	1.62	1/04/2031	309,640	-	49,544	309,640	260,096	2,025	804
								-	-
Transport									
295 Road Asset Program	3.44	1/07/2025	26,499	26,499	26,499	-	-	-	-
296 Footpath Asset Program	3.44	1/07/2025	7,597	7,597	7,597	-	-	-	-
297 Drainage Asset Program	3.44	1/07/2025	8,833	8,833	8,833	-	-	-	-
300 Road Asset Program	3.15	1/07/2026	120,907	23,804	96,345	97,104	24,562	610	320
294B Acquisition 73 Hampton Road	4.03	1/07/2024	-	-	-	-	-	-	-
305 Heavy Vehicles	2.86	28/06/2027	106,341	-	55,060	106,341	51,281	655	434
								-	-
Economic services									
307 Civic & Library Building	1.96	28/06/2040	15,705,937	-	910,213	15,705,937	14,795,724	69,766	50,562
								-	-
Community Amenities									
SMRC	WACC	-	353,847	7,196	23,260	346,651	330,587	-	2,814
Total			16,895,319	126,052	1,337,806	16,769,267	15,557,513	74,237	55,680

The above YTD Actual interest is a result of accrual accounting, which requires that accounting transactions be recognized and recorded when they occur, regardless of whether payment has been made at that time has been recognised in accrued method.



Principal Repayments
\$126,052

Interest Earned	Finance Cost
\$611,496	\$74,237

Reserves Bal	Loans Due
\$19.61 M	\$16.77 M

**MONTHLY FINANCIAL REPORT
FOR THE PERIOD ENDED 31 AUGUST 2025**

**RESERVE FUND BALANCES AND MOVEMENTS SUMMARY
NOTE 5(a)**

Reserve Fund	Opening Balance	Transfer To Muni Fund		Transfers From Muni Fund		Closing Balance
	1 Jul 2025	For Operating	For Capital	From Operating	From Capital	31 Aug 2025
	\$	\$	\$	\$	\$	\$
Cantonment Hill Master Plan Reserve	117,868	-	-	-	-	117,868
Public Open Space - Swan Hardware	284,449	-	-	-	-	284,449
Public Open Space - Christian Brothers	131,830	-	-	-	-	131,830
Public Open Space - Lot 502 Lefroy	61,600	-	-	-	-	61,600
Public Open Space - Knutsford Blinco	401,075	-	-	-	-	401,075
Community Care Programs Reserve (Previously HACC)	6,386	-	-	-	-	6,386
Fremantle Markets Conservation Reserve	70,132	-	-	-	-	70,132
Fremantle Oval Reserve	760,708	-	-	-	-	760,708
Hilton Park Sports Reserve	3,541,249	-	-	-	-	3,541,249
Investment Fund Reserve	4,948,574	-	(155,527)	-	-	4,793,047
Leighton Precinct Maintenance Reserve	285,084	-	-	-	-	285,084
Leisure Centre Upgrade Reserve	506,792	-	(23,193)	-	-	483,599
Parking Dividend Equalisation Reserve	6,192,654	-	(16,481)	-	-	6,176,173
Parks Recreation and Facilities Reserve	97,771	-	-	-	-	97,771
Sustainability Investment Reserve	200,310	-	-	-	-	200,310
White Gum Valley Precinct Community Bore Reserve	35,338	-	-	-	-	35,338
Projects Unexpended Municipal Reserve	1,942,000	-	(327,309)	-	-	1,614,691
Service charge reserve - South Fremantle Targeted Underground I	-	-	-	546,441	-	546,441
Total	19,583,818	-	(522,510)	546,441	-	19,607,749

**RESERVE FUND BALANCES AND MOVEMENTS DETAIL
NOTE 5(b)**

**MONTHLY FINANCIAL REPORT
FOR THE PERIOD ENDED 31 AUGUST 2025**

Cash Backed Reserves	Adopted Budget 25/26 \$	Amended Budget 25/26 \$	YTD Actual \$
Cantonment Hill Master Plan Reserve			
<u>Reserve Purpose:</u> <i>To fund capital works at Cantonment Hill in accordance with the Cantonment Hill Master Plan.</i>			
<u>Source of Income:</u> <i>Transfer from the Investment Reserve as approved by Council. Transfer from Municipal Fund amounts determined by Council through the annual budget and budget review.</i>			
Opening Balance	117,868	117,868	117,868
Transfer to Reserves (Operating)	-	-	-
Transfer to Reserves (Capital)	-	-	-
Transfer from Reserves (Operating)	-	-	-
Transfer from Reserves (Capital)	-	-	-
Closing Balance	117,868	117,868	117,868
Public Open Spaces Reserves			
<u>Reserve Purpose:</u> <i>To hold any monies received as contribution for cash in lieu of public open space.</i>			
<u>Source of Income:</u> <i>Transferred from Trust Fund (no longer required to be held in Trust)</i>			
Opening Balance - Swan Hardware	26,899	284,449	284,449
Opening Balance - Christian Brothers	131,830	131,830	131,830
Opening Balance - Lot 502 Lefroy	61,600	61,600	61,600
Opening Balance - Knutsford Blinco	401,075	401,075	401,075
Transfer to Reserves (Operating)	-	-	-
Transfer to Reserves (Capital)	-	-	-
Transfer from Reserves (Operating)	-	-	-
Transfer from Reserves (Capital)	(10,000)	(10,000)	-
300197 - P-10412 Design and construct - Booyembara Park Masterplan	(10,000)	(10,000)	-
Closing Balance	611,404	868,954	878,954
Community Care Programs Reserve (Previous HACC Asset Replacement Reserve)			
<u>Reserve Purpose:</u> <i>To fund Community Care Programs.</i>			
<u>Source of Income:</u> <i>Transfer from final balance held in old HACC Asset Replacement Reserve at end of 17/18 financial year.</i>			
Opening Balance	6,386	6,386	6,386
Transfer to Reserves (Operating)	-	-	-
Transfer to Reserves (Capital)	-	-	-
Transfer from Reserves (Operating)	-	-	-
Transfer from Reserves (Capital)	-	-	-
Closing Balance	6,386	6,386	6,386

**RESERVE FUND BALANCES AND MOVEMENTS DETAIL
NOTE 5(b)**

**MONTHLY FINANCIAL REPORT
FOR THE PERIOD ENDED 31 AUGUST 2025**

Cash Backed Reserves	Adopted Budget 25/26 \$	Amended Budget 25/26 \$	YTD Actual \$
Fremantle Markets Conservation Reserve			
<u>Reserve Purpose:</u> <i>To fund conservation works to the Fremantle Markets.</i>			
<u>Source of Income:</u> <i>Contribution by lessee on signing of new lease in June 2008. Increase of rent derived from the premises for the first ten years of the lease commencing in June 2008 as a minimum to assist in obtaining external funding for implementing the Conservation Plan.</i>			
Opening Balance	70,132	70,132	70,132
Transfer to Reserves (Operating)	-	-	-
Transfer to Reserves (Capital)	-	-	-
Transfer from Reserves (Operating)	-	-	-
Transfer from Reserves (Capital)	-	-	-
Closing Balance	70,132	70,132	70,132
Fremantle Oval Reserve			
<u>Reserve Purpose:</u> <i>To fund capital and business planning costs associated with the redevelopment of the Fremantle Oval precinct.</i>			
<u>Source of Income:</u> <i>Transfer from Former Stan Reilly Property Site Redevelopment Reserve as approved by Council. Transfer from Municipal Fund amounts determined by Council through the annual budget, budget review and budget amendments.</i>			
Opening Balance	773,303	760,708	760,708
Transfer to Reserves (Operating)	-	-	-
Transfer to Reserves (Capital)	-	-	-
Transfer from Reserves (Operating)	-	-	-
Transfer from Reserves (Capital)	(308,303)	(295,708)	-
300426 Buildings - Fremantle Oval Redevelopment	(308,303)	(295,708)	-
Closing Balance	465,000	465,000	760,708
Hilton Park Sports Reserve			
<u>Reserve Purpose:</u> <i>To fund sporting, infrastructure and facility improvements in and around Hilton Park Sports Reserve.</i>			
<u>Source of Income:</u> <i>Transfer from Municipal Fund amount determined by Council through the annual budget and budget review.</i>			
Opening Balance	3,490,000	3,541,249	3,541,249
Transfer to Reserves (Operating)	-	-	-
Transfer to Reserves (Capital)	-	-	-
Transfer from Reserves (Operating)	-	-	-
Transfer from Reserves (Capital)	(830,000)	(832,739)	-
300344 - P-11843 P-11989 - Design and construct - Hilton Reserve	(200,000)	(202,739)	-
300434 - P-12373 Hilton Park Master Plan - Northern Projects	(630,000)	(630,000)	-
Closing Balance	2,660,000	2,708,510	3,541,249

RESERVE FUND BALANCES AND MOVEMENTS DETAIL
NOTE 5(b)

MONTHLY FINANCIAL REPORT
FOR THE PERIOD ENDED 31 AUGUST 2025

Cash Backed Reserves	Adopted Budget 25/26 \$	Amended Budget 25/26 \$	YTD Actual \$
Investment Fund Reserve			
Reserve Purpose:			
<i>To realise and make investments in income producing assets. A specified list of investment properties forms part of the investments. Funds will not be withdrawn from the reserve to subsidise operating or recurrent expenditure, nor shall funds be withdrawn for the purpose of providing community facilities that do not provide a commercial rate of return, unless specifically decided otherwise by the Council.</i>			
Source of Income:			
<i>Net proceeds of sale of nominated freehold properties, unless otherwise resolved by Council. Net proceeds from sale of miscellaneous parcels of land, unless otherwise resolved by Council. Transfer from municipal fund of principal repayment equivalent for Loan 189 (Queensgate) that was paid out in January 2006 using funds from the Investment Reserve. Net proceeds from the winding up of the City of Fremantle Trust Fund as per the City of Fremantle and Town of East Fremantle Trust Funds (Amendment and Expiry) Bill 2013.</i>			
Opening Balance	4,828,601	4,948,574	4,948,574
Transfer to Reserves (Operating)	-	-	-
Transfer to Reserves (Capital)	-	-	-
Transfer from Reserves (Operating)	-	-	-
Transfer from Reserves (Capital)	(707,638)	(1,294,445)	(155,527)
300073 - P-11077 Install - Network Infrastructure (Kings Square)	(34,638)	(34,638)	-
300112 - P-11829 Design and construct - Commercial tenancy (KS)	(23,000)	(29,533)	-
300206 - P-10297 Construct-Walyalup Civic Centre & Library (KS)- Extr	-	(23,832)	-
300299 - P-12090 Fitout - WCC tenancy - Level 1,2 & 3	(650,000)	(1,206,442)	(155,527)
Closing Balance	4,120,963	3,654,129	4,793,047
Leighton Precinct Maintenance Reserve			
Reserve Purpose:			
<i>To hold any specified area rate income raised during the financial year that were unspent at 30 June in relation to Leighton Precinct maintenance. To fund the above normal costs associated with maintaining the higher standard of the landscaping of the Leighton residential area.</i>			
Source of Income:			
<i>Revenue raised from a specified area rates that was unspent at the end of the financial year.</i>			
Opening Balance	270,163	285,084	285,084
Transfer to Reserves (Operating)	89,312	89,312	-
100913 - Maintain Landscape - Leighton Precinct SAR	89,312	89,312	-
Transfer to Reserves (Capital)	-	-	-
Transfer from Reserves (Operating)	(61,000)	(61,000)	-
100913 - Maintain Landscape - Leighton Precinct SAR	(61,000)	(61,000)	-
Transfer from Reserves (Capital)	-	-	-
Closing Balance	298,475	313,396	285,084

**RESERVE FUND BALANCES AND MOVEMENTS DETAIL
NOTE 5(b)**

**MONTHLY FINANCIAL REPORT
FOR THE PERIOD ENDED 31 AUGUST 2025**

Cash Backed Reserves	Adopted Budget 25/26 \$	Amended Budget 25/26 \$	YTD Actual \$
Leisure Centre Upgrade Reserve			
<u>Reserve Purpose:</u>			
<i>To provide funds for major upgrading and refurbishment works at the Fremantle Leisure Centre.</i>			
<u>Source of Income:</u>			
<i>Transfer from the Investment Reserve as approved by Council. Transfer from Municipal Fund amounts determined by Council through the annual budget and budget review.</i>			
Opening Balance	483,599	506,792	506,792
Transfer to Reserves (Operating)	-	-	-
Transfer to Reserves (Capital)	-	-	-
Transfer from Reserves (Operating)	-	-	-
Transfer from Reserves (Capital)	-	(23,193)	(23,193)
300422 - P-12239 Buildings -FLC Pool structural works & plant upgrade	-	(23,193)	(23,193)
Closing Balance	483,599	483,599	483,599
Parking Dividend Equalisation Reserve			
<u>Reserve Purpose:</u>			
<i>To provide a smoothing out of revenue contributions to municipal operations from commercial parking activities. That is to be achieved as follows (a) by transferring net profits in excess of budget to the reserve and (b) if required, when there is a material (i.e. plus 1%) net loss, transferring funds from the reserve to municipal fund to compensate the loss. Fund commercial parking capital equipment and facilities or parking infringement capital equipment and facilities to the extent the funds available in the reserve exceed 2.5% of budgeted gross parking revenue. Provide temporary funding to the City for its initial contribution to the Hilton Underground Power project. This funding will be returned to the Reserve annually via a service levy on residential consumers within the Hilton Underground Power project.</i>			
<u>Source of Income:</u>			
<i>Transfer from the Municipal Fund (a) net profit on commercial parking operations exceeding a set figure in the budget. Note: Net profit is calculated including depreciation and allocated support service costs but excludes capital. and/or (b) Transfer from the Municipal Fund amounts determined by Council through the annual budget or budget review in relation to parking operations. Transfer from Municipal Fund amounts determined by Council through the annual budget or budget review in relation to parking infringement operations. Net proceeds from sale of parking facilities as determined by Council through the annual budget or budget review.</i>			
Opening Balance	5,962,048	6,192,654	6,192,654
Transfer to Reserves (Operating)	-	-	-
Transfer to Reserves (Capital)	-	-	-
Transfer from Reserves (Operating)	-	-	-
Transfer from Reserves (Capital)	(1,509,000)	(1,739,606)	(16,481)
300259 - P-12041 Program - Ticket machines	(1,509,000)	(1,739,606)	(16,481)
Closing Balance	4,453,048	4,453,048	6,176,173

**RESERVE FUND BALANCES AND MOVEMENTS DETAIL
NOTE 5(b)**

**MONTHLY FINANCIAL REPORT
FOR THE PERIOD ENDED 31 AUGUST 2025**

Cash Backed Reserves	Adopted Budget 25/26 \$	Amended Budget 25/26 \$	YTD Actual \$
Parks Recreation and Facilities Reserve			
<u>Reserve Purpose:</u>			
<i>To fund improvements within the South Fremantle Tip Site Reserve. To Finance improvements within the Kings Square Reserve. To Finance tourism projects within the City. To finance facilities for sporting clubs on a self supporting loan basis in accordance with Council guidelines for such advances to clubs. To Finance improvements within the Port and Leighton Beach Reserve. To finance capital works and improvements at Fremantle Oval. To Finance improvements or major refurbishments to other parks and recreation facilities within the municipality.</i>			
<u>Source of Income:</u>			
<i>Municipal Fund contribution as approved by Council in the annual budget.</i>			
Opening Balance	97,771	97,771	97,771
Transfer to Reserves (Operating)	-	-	-
Transfer to Reserves (Capital)	-	-	-
Transfer from Reserves (Operating)	-	-	-
Transfer from Reserves (Capital)	-	-	-
Closing Balance	97,771	97,771	97,771
Projects Unexpended Municipal Reserve			
<u>Reserve Purpose:</u>			
<i>To hold municipal funding for uncompleted or deferred projects, that will be completed and expended in ensuing financial years.</i>			
<u>Source of Income:</u>			
<i>Municipal Fund unexpended as approved by Council in the annual budget or budget review.</i>			
Opening Balance	1,942,000	1,942,000.00	1,942,000.00
Transfer to Reserves (Operating)	-	-	-
Transfer to Reserves (Capital)	-	-	-
Transfer from Reserves (Operating)	-	-	-
Transfer from Reserves (Capital)	(1,942,000)	(1,942,000)	(327,309)
300167 P-11944 Design and construct – 38-40 Henry Street – Façade’	(1,150,000)	(1,150,000)	(327,309)
300373 P-12171 Install - Old Fire Station - Electrical and fire sys	(170,000)	(170,000)	-
300341 P-12082 Design and construct - Brad Hardie Changerooms	(380,000)	(380,000)	-
300394 P-12217 Buildings -Town Hall - Performance infrastructure	(242,000)	(242,000)	-
Closing Balance	-	-	1,614,691

**RESERVE FUND BALANCES AND MOVEMENTS DETAIL
NOTE 5(b)**

**MONTHLY FINANCIAL REPORT
FOR THE PERIOD ENDED 31 AUGUST 2025**

	Adopted Budget 25/26 \$	Amended Budget 25/26 \$	YTD Actual \$
Cash Backed Reserves			
South Beach Reserve			
<u>Reserve Purpose:</u>			
<i>To fund infrastructure and facilities improvement</i>			
<u>Source of Income:</u>			
<i>Transfer from Retained Surplus Brought Forward from 2020-21 financial year</i>			
Opening Balance	500,000	-	-
Transfer to Reserves (Operating)	-	-	-
Transfer to Reserves (Capital)	-	-	-
Transfer from Reserves (Operating)	-	-	-
Transfer from Reserves (Capital)	(500,000)	-	-
300218 - P-11992 Design & construct-South Beach-Changerooms	(500,000)	-	-
Closing Balance	-	-	-
Service charge reserve - South Fremantle Targeted Underground Power			
<u>Reserve Purpose:</u>			
<i>To fund the delivery of the South Fremantle Targeted Underground Power Project being delivered by Western Power.</i>			
<u>Source of Income:</u>			
<i>Transfer from Municipal Fund amounts determined by Council through the annual budget and budget review.</i>			
Opening Balance	-	-	-
Transfer to Reserves (Operating)	1,800,000	1,800,000	546,441
200845 - South Fremantle Targeted Underground Power	1,800,000	1,800,000	546,441
Transfer to Reserves (Capital)	-	-	-
Transfer from Reserves (Operating)	-	-	-
Transfer from Reserves (Capital)	-	-	-
Closing Balance	1,800,000	1,800,000	546,441
Sustainability Investment Reserve			
<u>Reserve Purpose:</u>			
<i>To purchase sufficient carbon offsets to maintain the City's carbon neutral status. Remaining funds will then be used to invest in projects that promote positive renewable energy outcomes . If no renewable energy projects can be identified, the fund will accumulate that year's contribution.</i>			
<u>Source of Income:</u>			
<i>Transfer from Municipal Fund amounts determined by Council through the annual budget and budget review.</i>			
Opening Balance	200,310	200,310	200,310
Transfer to Reserves (Operating)	-	-	-
Transfer to Reserves (Capital)	-	-	-
Transfer from Reserves (Operating)	-	-	-
Transfer from Reserves (Capital)	(22,310)	(22,310)	-
300152 - P-11873 Program-Solar Panels City	(22,310)	(22,310)	-
Closing Balance	178,000	178,000	200,310

**RESERVE FUND BALANCES AND MOVEMENTS DETAIL
NOTE 5(b)**

**MONTHLY FINANCIAL REPORT
FOR THE PERIOD ENDED 31 AUGUST 2025**

Cash Backed Reserves	Adopted Budget 25/26 \$	Amended Budget 25/26 \$	YTD Actual \$
White Gum Valley Precinct Community Bore Reserve			
<u>Reserve Purpose:</u>			
<i>To fund the associated costs required to maintain the community bore within the WGV development.</i>			
<u>Source of Income:</u>			
<i>Revenue raised from a service charge that was unspent at the end of the financial year.</i>			
Opening Balance	36,683	35,338	35,338
Transfer to Reserves (Operating)	8,804	8,804	-
100738 - Service charge - Use of community bore	8,804	8,804	-
Transfer to Reserves (Capital)	-	-	-
Transfer from Reserves (Operating)	(4,000)	(4,000)	-
100738 - Service charge - Use of community bore	(4,000)	(4,000)	-
Transfer from Reserves (Capital)	-	-	-
Closing Balance	41,487	40,142	35,338
Summary			
Opening Balance	19,400,268	19,583,818	19,583,818
Transfer to Reserves (Operating)	1,898,116	1,898,116	546,441
Transfer to Reserves (Capital)	-	-	-
Transfer from Reserves (Operating)	(65,000)	(65,000)	-
Transfer from Reserves (Capital)	(5,829,251)	(6,160,001)	(522,510)
Closing Balance	15,404,133	15,256,933	19,607,749

**MONTHLY FINANCIAL REPORT
FOR THE PERIOD ENDED 31 AUGUST 2025**

**TRUST FUND
NOTE 6**

Funds held at balance date over which the City has no control and which are not included in this statement are as follows:

Description	Opening Balance 1 Jul 2025	Amount Received	Amount Paid	Closing Balance 31 Aug 2025
	\$	\$	\$	\$
Cash In Lieu of Parking	469,360	-	-	469,360
Cash In Lieu of Public Open Space				
37 Strang Street subdivision	85,673	-	-	85,673
Bequests				
Gwenth Ewens	28,774	691	-	29,465
John Francis Boyd	2,700	-	-	2,700
Victor Felstead	18,528	-	-	18,528
Unclaimed Funds - Debtors	4,441	-	-	4,441
Miscellaneous	109,516	-	(102,113)	7,403
Trust Interest	56,146	-	-	56,146
Total	775,138	691	(102,113)	673,716

**City of Fremantle
Ordinary Meeting of Council - Agenda
24 September 2025**

MONTHLY FINANCIAL REPORT
FOR THE PERIOD ENDED 31 AUGUST 2025

**RECEIVABLES
NOTE 7**

**C2509-9.1
Monthly Financial Report - August
2025**

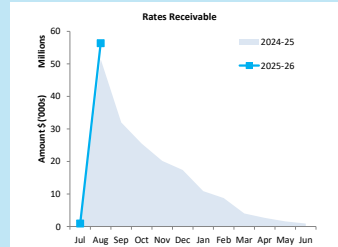
Rates Receivable	30-Jun-2025	31-Aug-25
	\$	\$
Opening Arrears Previous Years	1,224,429	907,980
<i>Levied this year</i>		
Rates	63,174,583	66,632,360
ESL	9,265,995	9,705,816
Other	215,566	2,046,250
Less: Collections to date	(72,972,593)	(22,929,989)
Equals Current Outstanding	907,980	56,362,421
Net Rates Collectable	907,980	56,362,421
% Collected	98.77%	28.92%

Receivables - General	Current	30 Days	60 Days	90+ Days	Total
Percentage	49%	10%	12%	29%	100%
CEO Marketing & Economic Development	-	273	1,448	3,975	5,696
Community Development	10,655	1,210	51,922	1,272	65,059
Commercial Properties	222,471	37,113	18,191	141,676	419,451
Commercial Waste	-	-	423	10,407	10,831
Corporate Services	-	-	179	4,002	4,181
Fremantle Arts Centre	2,300	5,640	(155)	10,016	17,801
Fremantle Leisure Centre	400	330	-	-	730
Hall/Reserve Hire	356	3,991	28	4,468	8,843
Miscellaneous Debtor	15,502	608	(819)	(902)	14,388
Parking	1,156	4,730	-	-	5,886
Samson Recreation Centre	275	-	-	-	275
Technical Services	42,393	3,718	176	-	46,287
Total	295,509	57,613	71,392	174,913	599,427
Add: Prepayments	1,363,868				1,363,868
Less: Provision for Doubtful Debt	(89,562)				(89,562)
Balance per Trial Balance					1,873,733
Sundry debtors	1,873,733				1,873,733
GST receivable	168,170				168,170
Loans receivable - clubs/institutions	-				-
Total Receivables General Outstanding					2,041,903

Amounts shown above include GST (where applicable)

KEY INFORMATION

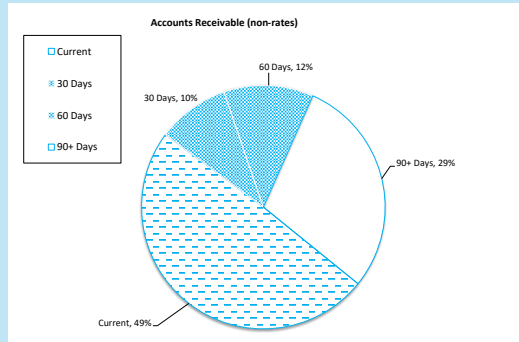
Trade and other receivables include amounts due from ratepayers for unpaid rates and service charges and other amounts due from third parties for goods sold and services performed in the ordinary course of business.



Collected	Rates Due
28.92%	\$56,362,421

SIGNIFICANT ACCOUNTING POLICIES

Trade and other receivables include amounts due from ratepayers for unpaid rates and service charges and other amounts due from third parties for goods sold and services performed in the ordinary course of business. Receivables expected to be collected within 12 months of the end of the reporting period are classified as current assets. All other receivables are classified as non-current assets. Collectability of trade and other receivables is reviewed on an ongoing basis. Debts that are known to be uncollectible are written off when identified. An allowance for doubtful debts is raised when there is objective evidence that they will not be collectible.



Debtors Due
\$2,041,903
Over 30 Days
50.70%
Over 90 Days
29.18%

**MONTHLY FINANCIAL REPORT
FOR THE PERIOD ENDED 31 AUGUST 2025**

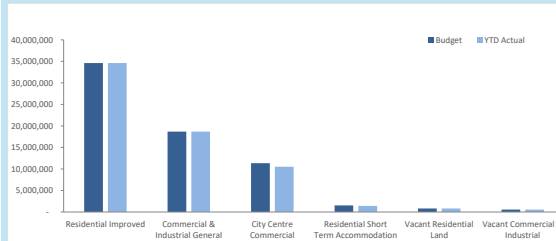
**RATE REVENUE
NOTE 8**

General Rate Revenue	Rate in	Number of Properties	Rateable Value	Adopted Budget			YTD Actual			
				Rate Revenue	Interim Rate	Back Rate	Rate Revenue	Interim Rates	Back Rates	Total Revenue
RATE TYPE	\$		\$	\$	\$	\$	\$	\$	\$	\$
Differential General Rate										
Residential Improved	0.087664	9,649	304,395,365	26,684,515	80,000	-	26,764,515	26,730,313	11,605	26,741,918
Commercial & Industrial General	0.118877	1,440	151,756,103	18,040,309	-	-	18,040,309	18,040,310	-	18,040,310
City Centre Commercial	0.118877	359	87,399,903	10,389,838	820,000	-	11,209,838	10,389,837	-	10,389,837
Residential Short Term Accommodation	0.118835	449	11,832,026	1,406,059	-	-	1,406,059	1,316,695	(14,892)	1,301,802
Vacant Residential Land	0.151417	148	4,296,490	649,047	-	-	649,047	649,047	-	649,047
Vacant Commercial & Industrial	0.175327	38	3,123,125	547,568	-	-	547,568	547,568	-	547,568
Minimum Rates	Minimum \$									
Residential Improved	1825	4,296	76,607,212	7,840,200	-	-	7,840,200	7,873,050	-	7,873,050
Commercial & Industrial General	1825	353	4,088,752	644,225	-	-	644,225	644,225	-	644,225
City Centre Commercial	1825	67	734,456	122,275	-	-	122,275	122,275	-	122,275
Residential Short Term Accommodation	1825	63	904,020	114,975	-	-	114,975	105,850	-	105,850
Vacant Residential Land	1770	88	798,125	155,760	-	-	155,760	155,760	-	155,760
Vacant Commercial & Industrial	1825	12	85,450	21,900	-	-	21,900	21,900	-	21,900
Sub-Totals		16,962	646,011,027	66,616,671	900,000	-	67,516,671	66,596,829	(3,288)	66,593,542
Discount							(225,198)	(225,198)	17,295	(207,903)
Concession										
Amount from General Rates							67,291,473			66,385,639
Ex-Gratia Rates										
Total General Rates							67,291,473			66,385,639
Specified Area Rates										
CBD Security Levy	0.001529						157,409	157,409		157,409
Leighton Maintenance	0.006614						89,312	89,312		89,312
Total Specified Area Rates							246,721	246,721		246,721
Totals							67,538,194			66,632,360

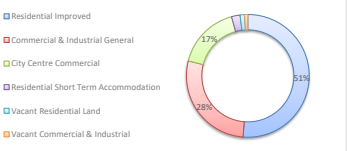
SIGNIFICANT ACCOUNTING POLICIES

Rates, grants, donations and other contributions are recognised as revenues when the local government obtains control over the assets comprising the contributions. Control over assets acquired from rates is obtained at the commencement of the rating period or, where earlier, upon receipt of the rates.

KEY INFORMATION



General Rates		
Budget	YTD Actual	%
\$67.29 M	\$66.39 M	99%



**MONTHLY FINANCIAL REPORT
FOR THE PERIOD ENDED 31 AUGUST 2025**

INFORMATION

PREPARATION TIMING AND REVIEW

Prepared by: Financial Accountant
Reviewed by: Financial Accounting Team Leader

BASIS OF PREPARATION

REPORT PURPOSE

This report is prepared to meet the requirements of Local Government (Financial Management) Regulations 1996, Regulation 34. Note: The Statements and accompanying notes are prepared based on all transactions recorded at the time of preparation and may vary due to transactions being processed for the reporting period after the date of preparation.

BASIS OF ACCOUNTING

This statement comprises a special purpose financial report which has been prepared in accordance with Australian Accounting Standards (as they apply to local governments and not-for-profit entities), Australian Accounting Interpretations, other authoritative pronouncements of the Australian Accounting Standards Board, the Local Government Act 1995 and accompanying regulations. Material accounting policies which have been adopted in the preparation of this statement are presented below and have been consistently applied unless stated otherwise. Except for cash flow and rate setting information, the report has also been prepared on the accrual basis and is based on historical costs, modified, where applicable, by the measurement at fair value of selected non-current assets, financial assets and liabilities.

THE LOCAL GOVERNMENT REPORTING ENTITY

All Funds through which the Council controls resources to carry on its functions have been included in this statement. In the process of reporting on the local government as a single unit, all transactions and balances between those funds (for example, loans and transfers between Funds) have been eliminated. All monies held in the Trust Fund are excluded from the statement, but a separate statement of those monies appears at Note 12.

SIGNIFICANT ACCOUNTING POLICES

GOODS AND SERVICES TAX

Revenues, expenses and assets are recognised net of the amount of GST, except where the amount of GST incurred is not recoverable from the Australian Taxation Office (ATO). Receivables and payables are stated inclusive of GST receivable or payable. The net amount of GST recoverable from, or payable to, the ATO is included with receivables or payables in the statement of financial position. Cash flows are presented on a gross basis. The GST components of cash flows arising from investing or financing activities which are recoverable from, or payable to, the ATO are presented as operating cash flows.

CRITICAL ACCOUNTING ESTIMATES

The preparation of a financial report in conformity with Australian Accounting Standards requires management to make judgements, estimates and assumptions that effect the application of policies and reported amounts of assets and liabilities, income and expenses. The estimates and associated assumptions are based on historical experience and various other factors that are believed to be reasonable under the circumstances; the results of which form the basis of making the judgements about carrying values of assets and liabilities that are not readily apparent from other sources. Actual results may differ from these estimates.

ROUNDING OFF FIGURES

All figures shown in this statement are rounded to the nearest dollar.

**KEY TERMS AND DESCRIPTIONS
FOR THE PERIOD ENDED 31 AUGUST 2025**

STATUTORY REPORTING PROGRAMS

City operations as disclosed in these financial statements encompass the following service orientated activities/programs.

PROGRAM NAME	OBJECTIVE	ACTIVITIES
GOVERNANCE	To provide a decision making process for the efficient allocation of scarce resources.	Includes the activities of members of council and the administrative support available to the council for the provision of governance of the district. Other costs relate to the task of assisting elected members and ratepayers on matters which do not concern specific council services.
GENERAL PURPOSE FUNDING	To collect revenue to allow for the provision of services.	Rates, general purpose government grants and interest revenue.
LAW, ORDER, PUBLIC SAFETY	To provide services to help ensure a safer and environmentally conscious community.	Supervision and enforcement of various local laws relating to fire prevention, animal control and other aspects of public safety including emergency services.
HEALTH EDUCATION AND WELFARE	To provide an operational framework To provide services to disadvantaged persons, the elderly, children and youth.	Inspection of food outlets and their control, provision of Maintenance of child minding centre, playgroup centre, senior citizen centre and aged care centre. Provision and maintenance of home and community care programs and youth services.
HOUSING	To provide and maintain elderly residents housing.	Provision and maintenance of elderly residents housing.
COMMUNITY AMENITIES	To provide services required by the community.	Rubbish collection services, operation of rubbish disposal sites, litter control, construction and maintenance of urban storm water drains, protection of the environment and administration of town planning schemes, cemetery and public conveniences.
RECREATION AND CULTURE	To establish and effectively manage infrastructure and resource which will help the social well being of the community.	Maintenance of public halls, civic centres, aquatic centre, beaches, recreation centres and various sporting facilities. Provision and maintenance of parks, gardens and playgrounds. Operation of library, museum and other cultural facilities.
TRANSPORT ECONOMIC SERVICES	To provide safe, effective and To help promote the City and its economic wellbeing.	Construction and maintenance of roads, streets, footpaths, Tourism and area promotion including the maintenance and operation of a caravan park. Provision of rural services including weed control, vermin control and standpipes. Building Control.
OTHER PROPERTY AND SERVICES	To monitor and control City overheads operating accounts.	Private works operation, plant repair and operation costs and engineering operation costs.

KEY TERMS AND DESCRIPTIONS

FOR THE PERIOD ENDED 31 AUGUST 2025

NATURE OR TYPE DESCRIPTIONS

REVENUE

RATES

All rates levied under the Local Government Act 1995. Includes general, differential, specific area rates, minimum rates, interim rates, back rates, ex-gratia rates, less discounts offered. Exclude administration fees, interest on instalments, interest on arrears and service charges.

GRANTS, SUBSIDIES AND CONTRIBUTIONS

Refer to all amounts received as grants, subsidies and contributions that are not non-operating grants.

NON-OPERATING GRANTS, SUBSIDIES AND CONTRIBUTIONS

Amounts received specifically for the acquisition, construction of new or the upgrading of non-current assets paid to a local government, irrespective of whether these amounts are received as capital grants, subsidies, contributions or donations.

PROFIT ON ASSET DISPOSAL

Profit on the disposal of assets including gains on the disposal of long term investments. Losses are disclosed under the expenditure classifications.

FEES AND CHARGES

Revenues (other than service charges) from the use of facilities and charges made for local government services, sewerage rates, rentals, hire charges, fee for service, photocopying charges, licences, sale of goods or information, fines, penalties and administration fees. Local governments may wish to disclose more detail such as rubbish collection fees, rental of property, fines and penalties, other fees and charges.

SERVICE CHARGES

Service charges imposed under Division 6 of Part 6 of the Local Government Act 1995. Regulation 54 of the Local Government (Financial Management) Regulations 1996 identifies these as television and radio broadcasting, underground electricity and neighbourhood surveillance services. Exclude rubbish removal charges. Interest and other items of a similar nature received from bank and investment accounts, interest on rate instalments, interest on rate arrears and interest on debtors.

INTEREST EARNINGS

Interest and other items of a similar nature received from bank and investment accounts, interest on rate instalments, interest on rate arrears and interest on debtors.

OTHER REVENUE / INCOME

Other revenue, which can not be classified under the above headings, includes dividends, discounts, rebates etc.

EXPENSES

EMPLOYEE COSTS

All costs associate with the employment of person such as salaries, wages, allowances, benefits such as vehicle and housing, superannuation, employment expenses, removal expenses, relocation expenses, worker's compensation insurance, training costs, conferences, safety expenses, medical examinations, fringe benefit tax, etc.

MATERIALS AND CONTRACTS

All expenditures on materials, supplies and contracts not classified under other headings. These include supply of goods and materials, legal expenses, consultancy, maintenance agreements, communication expenses, advertising expenses, membership, periodicals, publications, hire expenses, rental, leases, postage and freight etc. Local governments may wish to disclose more detail such as contract services, consultancy, information technology, rental or lease expenditures.

UTILITIES (GAS, ELECTRICITY, WATER, ETC.)

Expenditures made to the respective agencies for the provision of power, gas or water. Exclude expenditures incurred for the reinstatement of roadwork on behalf of these agencies.

INSURANCE

All insurance other than worker's compensation and health benefit insurance included as a cost of employment.

LOSS ON ASSET DISPOSAL

Loss on the disposal of fixed assets.

DEPRECIATION ON NON-CURRENT ASSETS

Depreciation expense raised on all classes of assets.

FINANCE COST

Interest and other costs of finance paid, including costs of finance for loan debentures, overdraft accommodation and refinancing expenses.

OTHER EXPENDITURE

Statutory fees, taxes, provision for bad debts, member's fees or State taxes. Donations and subsidies made to community groups.

**NOTES TO THE STATEMENT OF FINANCIAL ACTIVITY
FOR THE PERIOD ENDED 31 AUGUST 2025**

**INFORMATION
NET CURRENT ASSETS**

SIGNIFICANT ACCOUNTING POLICIES

CURRENT AND NON-CURRENT CLASSIFICATION

In the determination of whether an asset or liability is current or non-current, consideration is given to the time when each asset or liability is expected to be settled. The asset or liability is classified as current if it is expected to be settled within the next 12 months, being the Council's operational cycle. In the case of liabilities where Council does not have the unconditional right to defer settlement beyond 12 months, such as vested long service leave, the liability is classified as current even if not expected to be settled within the next 12 months. Inventories held for trading are classified as current even if not expected to be realised in the next 12 months except for land held for resale where it is held as non current based on Council's intentions to release for sale.

EMPLOYEE BENEFITS

The provisions for employee benefits relates to amounts expected to be paid for long service leave, annual leave, wages and salaries and are calculated as follows:

(i) Wages, Salaries, Annual Leave and Long Service Leave (*Short-term Benefits*)

The provision for employees' benefits to wages, salaries, annual leave and long service leave expected to be settled within 12 months represents the amount the City has a present obligation to pay resulting from employees services provided to balance date. The provision has been calculated at nominal amounts based on remuneration rates the City expects to pay and includes related on-costs.

(ii) Annual Leave and Long Service Leave (*Long-term Benefits*)

The liability for long service leave is recognised in the provision for employee benefits and measured as the present value of expected future payments to be made in respect of services provided by employees up to the reporting date using the project unit credit method. Consideration is given to expected future wage and salary levels, experience of employee departures and periods of service. Expected future payments are discounted using market yields at the reporting date on national government bonds with terms to maturity and currency that match as closely as possible, the estimated future cash outflows. Where the City does not have the unconditional right to defer settlement beyond 12 months, the liability is recognised as a current liability.

PROVISIONS

Provisions are recognised when: The council has a present legal or constructive obligation as a result of past events; it is more likely than not that an outflow of resources will be required to settle the obligation; and the amount has been reliably estimated. Provisions are not recognised for future operating losses. Where there are a number of similar obligations, the likelihood that an outflow will be required in settlement is determined by considering the class of obligations as a whole. A provision is recognised even if the likelihood of an outflow with respect to any one of item included in the same class of obligations may be small.

INVENTORIES

Inventories are measured at the lower of cost and net realisable value. Net realisable value is the estimated selling price in the ordinary course of business less the estimated costs of completion and the estimated costs necessary to make the sale.



Destination Marketing Working Group Meeting

9.00am – 11.00am, 14 August 2025

Walyalup Civic Centre, 151 High St, Fremantle, WA 6160

Attendees

Working Group Members:

- Linda Wayman, Chair
- Tim Buckton, Garde/Emily Taylor
- Amberlee Hong, Fremantle Prison
- Hannah Fick, Kinn & Co
- Kate Hulett, Kate + Abel
- Chrissie Maus, Fremantle Chamber of Commerce

City Officers:

- Matt Hammond
- Jess Foley
- Caitlin Skinner
- Alex Norman
- Sheridan Dryden

Apologies:

- Kelsie Johnston, Fishing Boat Harbour Traders Group
- Mel Jacobs, Little Creatures
- Paige Myles, SeaLink

Meeting Agenda

1. Welcome & updates around the room – *Linda Wayman*

Walyalup Civic Centre
151 High Street Fremantle
PO Box 807 Fremantle WA 6959

T 9432 9999 TTY 9432 9777
1300 MY FREQ (1300 693 736)
ABN 74 680 272 485

info@fremantle.wa.gov.au
fremantle.wa.gov.au





2. Bridge marketing update – ED team & Matt Hammond

3 X loyalty app/program solutions presented to DMWG by Officers

- Interest in the app and business can pay a fee to be involved, could encourage greater participation
- Destination Perth are creating an app
- Suggest pursuing the mid-range option and review effectiveness after 12-months
- Concerns raised about requiring another app
- Some apps are high quality Mona art app with interactive audio messaging
- Cheaper alternatives:
 - o Can we add deals onto our website
- App can create strong loyalty: Prendiville Group – have a strong following especially from Cottesloe locals w/ VIP invites to events as rewards

Marketing grants concept to be considered as an alternative:

- Go out to 50-100 business and facilitate up to \$2,000 grant to spend on their marketing to get their message across.
- Could release funds in two tranches.
- Option to allocate \$100k to up to 100 businesses – empowering them while building local capability
- Chamber would be interested in contributing to funding
- Need for accountability for the businesses
 - o Engage an agency appointed by COF to manage delivery direct to businesses
 - o Helpful for businesses that don't have the expertise
- This is Fremantle brand to be acknowledged
- Adopt a cooperative, destination-focused approach.
- 92% of advertising spend goes to digital – video is strong
- 80% of TA's target market is reached via Youtube.
- Businesses can suggest what they want to spend the money with off the shelf options (content development, marketing spend)
- Need to consider PR
 - o Guerrilla approach

Action – IG team to explore agencies, build a package, comms plan, send it round.



3. Sail GP – *Chrissie Maus*

- Information sheet supplied to DMWG members
- Esplanade hotel nearly full
- PR around major events, content creation
- Potential for merch products at VC
- Questions raised around broadcasting - will businesses be able to broadcast the racing live?

Officers confirmed

- Site & attendance capacities
- City hosting a 'live site' that will be family friendly at Esplanade Park
- Two major events over the SAIL GP weekend (plus a cruise ship, cricket, and Webex in the lead up) means a huge crowd and lots of eyes on us in January - point was raised that this would be a good opportunity to kick off our 2026 bridge campaign

4. Fremantle Dockers finals activation – *Sheridan Dryden*

- Officers confirmed activation/decoration plans for different finals outcomes
 - o Top eight
 - o Grand Final

5. Any other business

- Sailing for oranges closing for refurbishment on the 8th September -235
- Industry briefing to communicate September
- Fremantle Prison 13% percent up July YOY





Towards 2029 Working Group

Minutes – Meeting #5
25 August 2025

fremantle.wa.gov.au



Towards 2029 Working Group

Membership attendance

Aboriginal Elders and Representatives

- Geoffrey Addison – Walyalup Reconciliation Action Group - Apology

Elected Members

- Ms Hannah Fitzhardinge - Mayor - present
- Cr Jenny Archibald - Deputy Mayor/Central Ward and Chair - present
- Cr Fedele Camarda - East Ward - present
- Cr Ben Lawver - East Ward - Apology
- Cr Jemima Williamson-Wong - Coastal Ward – Apology

City Officers

- Glen Dougall - Chief Executive Officer – Apology
- Graham Tattersall – Acting Chief Executive Officer - Apology
- Matt Hammond - Director City Business - present
- Pete Stone - Director Creative Arts and Community - Apology
- Russell Kingdom - Director Planning, Place and Urban Development - apology
- Sarah Wilkinson – Manager Arts - apology
- Ryan Abbot - Manager Parks and Landscape - present
- Emily Groves – A/Manager Strategic Communications and Stakeholder Relations - present
- Thomas Wood – A/Manager Community Development - apology
- Brendan Moore – Senior Aboriginal Engagement Officer - present
- Turid Calgaret – Walyalup Aboriginal Cultural Centre Coordinator - apology
- Kavi Gupta – Community Engagement Lead - present
- Alli Doherty – Creative Industry Lead - present
- Georgina Lewis - Infrastructure Project Manager - present
- Gabrielle Howlett – Business Development & Sponsorship Officer - present
- Diana Truman-Healy – Creative Arts & Community Administration Officer - present



The meeting was declared open at 3:33 pm by the Chair.

Item	Subject	Presenter	Time
1	<p>Presentation: Manjaree public consultation report. Engagement highlights and major themes.</p> <p>Kavi presented key findings, noting that over 70 submissions had been received. Full consultation report will be published on MySay in September.</p> <p>Gabby Howlett was introduced by Alli and shared her work on researching similar precincts around the country and internationally. Gabby invited members to put forward any locations where similar work has taken place to what the community wants at Manjaree. The Chair asked to receive Gabby's work. Gabby committed to sharing it with the Working Group.</p> <p>Alli shared the progress of the Rottneest Island Authority funding application.</p>	<p>Kavi Gupta Alli Doherty</p>	3.30 pm
2	<p>Closure of current Working Group ahead of local government elections (required).</p> <p>As part of the Working Group Information Update to the Ordinary Meeting of Council on 24 September, officers will provide an overview report for the Towards 2029 Working Group and recommend closure of the Working Group.</p>	Cr Jenny Archibald	4.08 pm

Meeting closed at 4:19 pm by Chair. The Chair was thanked for her service by Alli Doherty.

Attachments:

Manjaree Engagement Snapshot - Towards 2029 Working Group Presentation.pptx (not to be shared publicly. Final consultation report will be published in September)



Towards 2029 Working Group Overview Report

fremantle.wa.gov.au



Towards 2029 Working Group Report

Purpose:

[Public registers - City of Fremantle](#)

Executive Summary:

The Towards 2029 Working Group was established with the purpose of discussing strategic aspects of the 2029 bicentenary. The initial focus was determined to be to mapping the various components that relate to this, and discussing the interrelationships, inter-dependencies, risks and timing, including:

- Long-term vision and strategic plan for Roundhouse and Arthur Head Reserve.
- Advocacy, stakeholder engagement, project planning and funding opportunities.
- How the truth-telling component of 2029 needs to be led by the WRAP Working Group, and how this might interface with other projects and initiatives.

Deliverables:

1. Preparation of a project scope(s) to better define what actions, planning, advocacy will be needed over the next year or so.
2. A process or structure that recognises how the WRAP will lead the truth-telling component of 2029 and potentially interface with other planning activities.

Over the course of this working group's term, a presentation was made to the WRAP Working Group and members were invited to join the Towards 2029 Working Group. This invitation was accepted by a WRAP Working Group member. Connections have been made with the City of Albany to discuss their Albany 2026 community programming process and a fruitful meeting between officers from each City took place. Community engagement has taken place for Manjaree with 1300 community members reached and 71 formal submissions, as well as meetings with Whadjuk Elders and community members. The City has created costings for infrastructure repairs and maintenance in the Manjaree precinct. The Rottnest Island Authority has invited the City of Fremantle to join their state government submission for complementary Manjaree and Wadjemup infrastructure improvements. The City is also discussing these works with Lotterywest.

Due to the upcoming Local Government elections, officers recommend that Council approve the closure of this working group. Council may choose to consider re-opening this working group after the Local Government elections.

1. Working Group Meeting #5, 25 August 2025

Working Group report included in Ordinary Meeting of Council – 24 September 2025



The meeting was declared open at 3:33 pm by the Chair.

Two key items were addressed during this meeting of the working group.

The City's Community Engagement Partner presented the findings from the Manjaree public consultation report, noting that over 70 submissions had been received.

The City's Business Development & Sponsorship Officer was introduced to the group by the Creative Industry Lead. The Business Development & Sponsorship Officer shared her research on similar precincts around the country and internationally. She invited working group members to suggest any locations where comparable work to the community's vision for Manjaree has been undertaken. The Chair requested to receive this work completed to date. The Business Development & Sponsorship Officer committed to sharing this research with the working group.

The City's Creative Industry Lead provided an update on the progress of the Rottnest Island Authority led funding application to state government for complementary Manjaree and Wadjemup infrastructure improvements.

The second agenda item addressed the required closure of the current working group ahead of local government elections. Officers agreed to create and circulate a report providing an overview of the work and achievements of the Towards 2029 Working Group, to be submitted to the Ordinary Meeting of Council on 24 September for formal closure approval.

The meeting was closed at 4:19 pm by the Chair, who was thanked for her service by the Creative Industry Lead.

2. Working Group Meeting #4, 24 April 2025

Working Group report included in [Ordinary Meeting of Council - 28 May 2025](#) (p.43).

The meeting was attended by various City Officers, Aboriginal representatives, and some Elected Members. The group revisited the Terms of Reference. Staff presented a function map detailing roles and responsibilities across interconnected projects relating to the 2029 bicentennial.

Staff presented a briefing paper on the Manjaree Hub vision. There was agreement to develop this collaboratively and present to Council. Discussion touched on the potential to create a significant cultural landmark for Fremantle, the importance of highlighting the Whadjuk survival story and resilience, and the proper sequence of vision development, Council approval being sought, planning,



and community consultation. A Council Item will be developed on the vision for the Manjaree area. Working group members are invited to provide feedback on the draft vision, purpose, and guiding principles by 25 April.

3. Working Group Meeting #3 14 November 2024

Working Group report included in [Ordinary Meeting of Council - 11 December 2024](#)

The working group began the meeting with a cultural tour led by Ethan Chadd of Yonga Solutions of the Manjaree Trail. The group then reflected on the key objectives via a roundtable discussion. All objectives are progressing. There was an acknowledgment that this working group is in its infancy and early stages of planning. There was an agreement that there is immense opportunity for learning, inclusion, and connection to the community's history. Co-designing events and programs will ensure a broad range of stakeholder involvement. It was agreed that First Nation engagement should be progressed by attending the Walyalup Reconciliation Action Group WG and calling for nominations of WRAP WG nominators for the Towards 2029 WG. During the WRAP WG meeting, it will be beneficial to highlight the existing actions in the Walyalup Reconciliation Action Plan 2024-2027 that link to the Towards 2029 work.

Attachments: 1. Minutes Meeting #3 14 November 2024 [Meeting Attachments - Ordinary Meeting of Council - 11 December 2024.pdf](#)

4. Working Group Meeting #2 24 June 2024

Working Group report included in [Ordinary Meeting of Council - 24 July 2024](#)

The group contributed to a project scoping exercise exploring working group principles, what behaviours to nurture and champion, and behaviours to avoid. The group then scoped actions, planning, and advocacy required, considering the project's scale. This information will inform a project plan incorporating a timeline and stakeholder list to be presented at the next working group meeting. An overview of a new project titled Manjaree Hub was discussed with the next steps agreed upon moving to undertake Walyalup Aboriginal Cultural Centre Visioning, consultation with the Whadjuk Regional Corporation, and development of a Place City of Fremantle Ordinary Meeting of Council - Agenda 24 July 2024 53/78 Framework.

Attachments: 1. Minutes Towards 2029 Working Group - Meeting #2 June 2024



[Meeting Attachments](#)

5. Working Group Meeting #1 6 May 2024

Working Group report included in [Agenda](#)

The first Towards 2029 Working Group met on 6 May at the Walyalup Civic Centre. There was an initial discussion exploring the terms of reference focus areas:

- Long-term vision and strategic plan for Roundhouse and Arthur Head Reserve.
- Advocacy, stakeholder engagement, project planning, and funding opportunities.
- How the truth-telling component of 2029 need to be led by the WRAP Working Group, and how this might interface with other projects and initiatives.

There was consensus that Towards 2029 aligns with community perspectives and strategic direction to this project exist in City strategic documents including the WRAP 2024-2027, Strategic Community Plan 2024-2034 and Arts, Culture & Creative Strategy 2024-2034.

The necessity of enhancing the culturally significant Manjaree | Arthur Head Reserve precinct to include and benefit the Wadjuk community and broader First Nation people was identified as a priority in the meeting. Stakeholder, advocacy, and funding opportunities were also discussed. Emerging project principles were identified with an agreement that the next meeting in June will be focused on a broader project scoping exercise, and exploration of an EOI process for tenancies of City managed assets in the Manjaree area.

Attachments: 1. Minutes – Towards 2029 Working Group – 6 May 2024 [Meeting Attachments](#)

Recommendation:

Officers request approval from Council for the Working Group to be concluded. Council may choose to consider re-establishing this working group after the Local Government elections take place.

PURCHASING POLICY EXEMPTIONS

POLICY EXEMPTION	TYPE OF EXEMPTION	SUPPLIER	REASON FOR EXEMPTION	LENGTH OF CONTRACT	TOTAL VALUE	DATE APPROVED	APPROVING AUTHORITY
\$2,000-\$9,999 Request 2 Quotes Min. 1 written quote rec'd	Subscription (excluding software)	Institute of Public Works and Engineering	This subscription to the NAMS+ portal provides ISO 55000 compliant asset management templates tailored for local government and public entities in Australia and New Zealand. It is an industry-specific subscription offered by a not-for-profit organization, with no comparable resource available. The City has maintained this subscription for over 10 years, and its outputs are essential for developing compliant asset management plans and reporting. This year marks the first time the annual cost has exceeded the \$2,000 threshold, now totaling \$2,080. Its specialized nature: industry specific and not available through existing contracts or suppliers.	12 Months	\$2,080.00	11/06/2025	Director Infrastructure
\$2,000-\$9,999 Request 2 Quotes Min. 1 written quote rec'd	Specialist Consultant Advice	Asset Valuation Advisory	The City's 2025 Investment Land and Building Asset Valuations to be undertaken by last year's valuer AVA and given the timeframe to be completed (20 June 2025), only one written quote has been requested. Specialized consultancy services.	One Off	\$4,950.00	12/06/2025	Director City Business
\$2,000-\$9,999 Request 2 Quotes Min. 1 written quote rec'd	Specialist Legal Advice	Jackson McDonald	The City has been engaged with Jackson McDonald legal services to support the de-risking of various activities pertaining to Fremantle Oval Redevelopment and other major projects. Jackson McDonald has working knowledge of the City's upcoming projects and the application of the tender documents that require review. Specialized legal services required to undertake an activity to review tender documents pertaining to a project that Jackson McDonald has been involved with on an ongoing basis.	3 Months	\$6,000.00	13/06/2025	Director Infrastructure
\$2,000-\$9,999 Request 2 Quotes Min. 1 written quote rec'd	Original Equipment Manufacturer (OEM)	WA Hino	Hino provide the technical requirements, diagnostic tools, and specialized training necessary for the proper maintenance and servicing of Hino vehicles, it is in our operational and safety interest to utilize Hino-certified service facilities and parts. These centers ensure that all work is performed according to OEM specifications, ensuring vehicle warranties, regulatory compliance, and minimizing downtime. The technical requirements demand specialized capabilities, or when using non-OEM providers would compromise safety, warranty, or operational efficiency. In this case, the maintenance and repair of Hino vehicles require proprietary tools, OEM-trained technicians, and access to OEM parts and software—services that only authorized Hino service centers can reliably provide. Therefore, the exemption falls within the established guidelines for sole-source and technical necessity justifications under our purchasing policy.	12 Months	\$7,000.00	17/07/2025	Director Infrastructure
\$2,000-\$9,999 Request 2 Quotes Min. 1 written quote rec'd	Original Equipment Manufacturer (OEM)	Major Motors Isuzu Pty Ltd	Due to the specific technical requirements, diagnostic tools, and specialized training necessary for the proper maintenance and servicing of Isuzu Trucks, it is in our operational and safety interest to utilize Isuzu-certified service facilities and parts. These centers ensure that all work is performed according to OEM specifications, preserving vehicle warranties, ensuring regulatory compliance, and minimizing downtime. This exemption request aligns with our organization's purchasing policy exemption criteria, when technical requirements demand specialized capabilities, or when using non-OEM providers would compromise safety, warranty, or operational efficiency. In this case, the maintenance and repair of Isuzu vehicles require proprietary tools, OEM-trained technicians, and access to manufacturer-specific parts and software—services that only Major Motors Isuzu service centers can provide.	12 Months	\$7,000.00	17/07/2025	Director Infrastructure
Total Exemptions: \$2,000-\$9,999					\$	27,030.00	

POLICY EXEMPTION	TYPE OF EXEMPTION	SUPPLIER	REASON FOR EXEMPTION	LENGTH OF CONTRACT	TOTAL VALUE	DATE APPROVED	APPROVING AUTHORITY
\$10,000-\$49,999 Request 3 Quotes Min. 2 written quotes rec'd	Statutory Advertising (e.g. state wide advertisements under the Act)	Omnicom Media Group Australia Pty Ltd	Omnicom Media Group Australia T/A MarketForce is a supplier used by local governments for publishing tenders in a manner deemed legislatively acceptable by the Local Government (Administration) Regulations 1996. Local Government (Administration) Regulations (1996) 1A(2)(a) states that all local governments are to provide a public notice in a "publication in a newspaper circulating generally in the State".	12 Months	\$15,000.00	09/07/2025	Director City Business
\$10,000-\$49,999 Request 3 Quotes Min. 2 written quotes rec'd	Subscription (excluding software))	Intertek Inform	Intertek Inform have been the source of Standards for the City and we have a substantial library of standards accessed by all areas of business. License needs to be maintained to ensure all versions are current and no copyright breaches are made. It is a subscription to information - specific type of subscription.	12 Months	\$13,126.20	15/07/2025	Director Infrastructure
\$10,000-\$49,999 Request 3 Quotes Min. 2 written quotes rec'd	Original Equipment Manufacturer (OEM)	Superior Pak Pty Ltd	The Waste Compactors are specifically made and designed by Superior Pak. Waste compactor panels, paddles, Bin lifter and bin lifter actuators are items which are made specifically for this purpose and OEM parts are needed. When possible we purchase bearings, seals, hydraulic filters from generic suppliers if of better value.	12 Months	\$30,000.00	15/07/2025	Director Infrastructure
\$10,000-\$49,999 Request 3 Quotes Min. 2 written quotes rec'd	Sole Source of Supply	Rosmech Sales & Service	Due to the specific technical requirements, proprietary diagnostic tools, and specialized training necessary for the proper maintenance and servicing of Rosmech Sweepers, it is in our operational and safety interest to utilize Rosmech Sales and Service. They ensure that all work is performed according to OEM specifications, thereby, ensuring regulatory compliance, and minimizing downtime. Sole Source Justification Rosmech is the exclusive Australian distributor for Scarab and Azura sweepers. Given that no other supplier can offer parts for these specific models or manufacturer-backed support.	12 Months	\$35,000.00	15/07/2025	CEO
\$10,000-\$49,999 Request 3 Quotes Min. 2 written quotes rec'd	Sole Source of Supply	TQUIP	Due to the specific technical requirements, diagnostic tools, and specialized training necessary for the proper maintenance and servicing of Hako Sweepers, it is in our operational and safety interest to utilize TQuip parts and servicing. They ensure that all work is performed according to OEM specifications, ensuring regulatory compliance, and minimizing downtime. TQuip is the exclusive West Australian distributor for Hako sweepers. Given that no other supplier can offer parts for these specific models or manufacturer-backed support.	12 Months	\$35,000.00	15/07/2025	CEO
\$10,000-\$49,999 Request 3 Quotes Min. 2 written quotes rec'd	Specialist Consultant Advice	Metrocount	One of a type of data management system that is exclusive to eco traffic counter file formats. Holds all the historical data for the city. Current permanent traffic count sites are managed by Metrocount/Atlyst. MetroCount is a unique provider of traffic monitoring equipment that uses a proprietary data file format known as ".eco". These files are generated exclusively by MetroCount counters and cannot be processed by any other system except ATLYST, which is a traffic data management platform developed by MetroCount.	12 Months	\$17,976.00	28/07/2025	Director Infrastructure
\$10,000-\$49,999 Request 3 Quotes Min. 2 written quotes rec'd	Specialist Consultant Advice	Jackson McDonald	Jackson McDonald specialize in providing legal services to Local Government have provided advice for the City of Fremantle previously. The City requires legal advice regarding the responsibility of maintenance and potential liability relating the existing Rule Street drainage tunnel. Jackson McDonald are one of the few legal practices that have an extensive background in working with Local Governments in Western Australia and have a trusted working relationship with the City of Fremantle.	One Off	\$17,147.40	04/08/2025	Director Creative Arts and Community

**City of Fremantle
Ordinary Meeting of Council - Agenda
24 September 2025**

**ARMC2509-3.1
Procurement Policy Exemptions June - August 2025**

\$10,000-\$49,999 Request 3 Quotes Min. 2 written quotes rec'd	Sole Source of Supply	Truck Centre WA Pty Ltd	Truck Centre is the West Australian distributor for Volvo Trucks. The City requires Volvo truck parts, servicing and technical skills. Truck Centre is the West Australian distributor for Volvo Trucks. Maintain vehicle warranties. No other supplier can deliver specific parts, technical requirements and manufacturer-backed support.	12 Months	\$10,000.00	11/08/2025	Director Infrastructure
\$10,000-\$49,999 Request 3 Quotes Min. 2 written quotes rec'd	Specialist Consultant Advice	Hocking Heritage	The consultants (Hocking Heritage) are already in the field doing a house-by-house heritage review of the initial area. We would like to expand the scope of the area to be reviewed. It makes sense to continue on with these consultants because they have been fully briefed and are already doing the work in the existing area. Maintaining the same consultants will ensure consistency in project delivery. When we originally went out to tender less than 3 months ago in May we received 3 responses and the chosen consultant was the best value for money. It is rational, in extending the area, to continue on with the same consultants rather than go out for another tender.	10 Months	\$13,250.00	15/08/2025	Director Planning, Place and Urban Development
\$10,000-\$49,999 Request 3 Quotes Min. 2 written quotes rec'd	Professional / LG Memberships	Resource Recovery Group	The City of Fremantle as per the establishment agreement is a member council of Resource Recovery Group (RRG). RRG provide green waste processing/disposal services for Fremantle Recycling Centre. Purchase from Regional Government.	12 Months	\$30,000.00	25/08/2025	Director Infrastructure
\$10,000-\$49,999 Request 3 Quotes Min. 2 written quotes rec'd	Professional / LG Memberships	Resource Recovery Group	The City of Fremantle as per the establishment agreement is a member council of Resource Recovery Group (RRG). RRG provide green waste processing/disposal services for Fremantle Recycling Centre. Purchase from Regional Government.	12 Months	\$30,000.00	25/08/2025	Director Infrastructure
\$10,000-\$49,999 Request 3 Quotes Min. 2 written quotes rec'd	Professional / LG Memberships	Resource Recovery Group	The City of Fremantle as per the establishment agreement is a member council of Resource Recovery Group (RRG). RRG provide green waste processing/disposal services. Purchase from Regional Government.	12 Months	\$40,000.00	27/08/2025	Director Infrastructure
\$10,000-\$49,999 Request 3 Quotes Min. 2 written quotes rec'd	Specialist Consultant Advice	Procurement Plus	The City worked with Procurement Plus for the development of the new Council Procurement Policy and Procurement Procedures and Guidelines, because of this Procurement Plus has a specific understanding of the City's Procurement Policies and is best situated to develop quality training resources. Procurement Plus will provide the City with specialty Consultancy Services in the form of training resources and its associated content along with face to face training sessions on the new Council Procurement Policy and Procurement Procedures and Guidelines.	2 Months	\$15,430.00	27/08/2025	Director City Business

Total Exemptions: \$10,000-\$49,999

\$301,929.60

POLICY EXEMPTION	TYPE OF EXEMPTION	SUPPLIER	REASON FOR EXEMPTION	LENGTH OF CONTRACT	TOTAL VALUE	DATE APPROVED	APPROVING AUTHORITY
\$50,000-\$249,999 Request 3 Quotes Min. 2 written quotes rec'd	Specialist Consultant Advice	Sport Eng	Sport Eng has previous engagement on the Fremantle Oval Redevelopment projects' civil elements. As the business case evolves further, there are additional civil and geotechnical elements to be technically evaluated as iterations are considered. Continuation and consistency in Fremantle Oval Redevelopment project planning and de-risking activities.	18 Months	\$60,000.00	04/08/2025	Director Infrastructure
\$50,000-\$249,999 Request 3 Quotes Min. 2 written quotes rec'd	Specialist Consultant Advice	SLR Consulting Australia Pty Ltd	SLR Consulting was awarded contract RFQ598.24 to undertake Stage 2 of the detailed site investigation at 81 Knutsford Street, Operations Centre. As part of the continued Stage 2 investigation, additional work is required to further assess potential contamination levels and conduct geotechnical investigations in identified areas of concern. The City seeks an exemption due to SLR's existing data information and analytics, site/technical knowledge, and previous work undertaken. SLR Consulting is the incumbent currently conducting the Stage 2 site investigation and providing specialist environmental technical advice to the City.	3 Months	\$92,000.00	05/08/2025	Director Infrastructure

Total Exemptions: \$50,000-\$249,999

\$152,000.00



DRAFT
Annual Financial
Statements
2024-25

fremantle.wa.gov.au

**CITY OF FREMANTLE
FINANCIAL REPORT
FOR THE YEAR ENDED 30 JUNE 2025**

TABLE OF CONTENTS

Statement by Chief Executive Officer	2
Statement of Comprehensive Income	3
Statement of Financial Position	4
Statement of Changes in Equity	5
Statement of Cash Flows	6
Statement of Financial Activity	7
Index of Notes to the Financial Report	8
Independent Auditor's Report	53

The City of Fremantle conducts the operations of a local government with the following community vision:

Vision: Strong reputation, stronger future.

Principal place of business:
Walyalup Civic Centre
151 High Street
Fremantle WA 6160

**CITY OF FREMANTLE
STATEMENT OF COMPREHENSIVE INCOME
FOR THE YEAR ENDED 30 JUNE 2025**

	NOTE	2025 Actual	2025 Budget	2024 Actual
		\$	\$	\$
Revenue				
Rates	2(a),27	63,174,583	63,521,561	59,834,040
Grants, subsidies and contributions	2(a)	4,027,325	3,691,053	4,222,838
Fees and charges	2(a)	27,771,201	25,638,793	26,575,567
Service charges	2(a)	8,804	8,804	12,680
Interest revenue	2(a)	3,453,287	2,021,000	3,147,560
Other revenue	2(a)	2,933,091	1,828,105	2,567,322
		101,368,291	96,709,316	96,360,007
Expenses				
Employee costs	2(b)	(47,227,397)	(49,394,227)	(43,175,947)
Materials and contracts		(37,659,305)	(33,994,809)	(33,853,597)
Utility charges		(2,078,704)	(2,183,433)	(1,978,351)
Depreciation		(21,630,698)	(22,295,343)	(21,988,037)
Finance costs	2(b)	(398,584)	(397,677)	(466,912)
Insurance		(1,063,867)	(1,192,409)	(1,039,572)
Other expenditure	2(b)	(1,458,822)	(1,478,814)	(1,700,830)
		(111,517,377)	(110,936,712)	(104,203,246)
		(10,149,086)	(14,227,396)	(7,843,239)
Capital grants, subsidies and contributions	2(a)	2,613,130	4,967,186	1,507,843
Profit on asset disposals		109,042	0	21,941
Loss on asset disposals		(115,609)	0	(108,954)
Fair value adjustments to financial assets at fair value through profit or loss	4(b)	(8,878)	0	4,203
Fair value adjustments to investment property	12	1,114,988	0	8,955,675
Fair value adjustments to assets hold for sale		0	0	(303,299)
Share of net profit of associates accounted for using the equity method	22	0	0	46,587
		3,712,673	4,967,186	10,123,996
Net result for the period	26(b)	(6,436,413)	(9,260,210)	2,280,757
Other comprehensive income for the period				
<i>Items that will not be reclassified subsequently to profit or loss</i>				
Changes in asset revaluation surplus	17	0	0	14,706,530
Total other comprehensive income for the period	17	0	0	14,706,530
Total comprehensive income for the period		(6,436,413)	(9,260,210)	16,987,287

This statement is to be read in conjunction with the accompanying notes.

**CITY OF FREMANTLE
STATEMENT OF FINANCIAL POSITION
FOR THE YEAR ENDED 30 JUNE 2025**

	NOTE	2025 \$	2024 \$
CURRENT ASSETS			
Cash and cash equivalents	3	6,820,625	10,539,663
Trade and other receivables	5	2,699,152	3,145,658
Other financial assets	4(a)	37,109,866	32,500,033
Inventories	6	185,125	173,258
Other assets	7	1,234,319	911,480
TOTAL CURRENT ASSETS		48,049,087	47,270,092
NON-CURRENT ASSETS			
Trade and other receivables	5	1,121,716	1,037,598
Other financial assets	4(b)	199,049	207,927
Investment in associate	22	2,393,377	2,393,377
Property, plant and equipment	8	335,486,502	336,022,712
Infrastructure	9	319,261,138	328,572,831
Right-of-use assets	11(a)	1,035,307	1,137,591
Investment property	12	33,174,288	31,713,077
TOTAL NON-CURRENT ASSETS		692,671,377	701,085,113
TOTAL ASSETS		740,720,464	748,355,205
CURRENT LIABILITIES			
Trade and other payables	13	6,981,685	7,531,635
Contract liabilities	14	675,782	466,765
Capital grant/contributions liabilities	14	4,068,512	519,211
Lease liabilities	11(b)	266,528	577,625
Borrowings	15	1,668,393	1,992,510
Employee related provisions	16	6,521,682	6,101,057
TOTAL CURRENT LIABILITIES		20,182,582	17,188,803
NON-CURRENT LIABILITIES			
Capital grant/contributions liabilities	14	724,421	4,087,974
Lease liabilities	11(b)	790,166	594,433
Borrowings	15	15,226,927	16,541,472
Employee related provisions	16	1,742,930	1,452,671
TOTAL NON-CURRENT LIABILITIES		18,484,444	22,676,550
TOTAL LIABILITIES		38,667,026	39,865,353
NET ASSETS		702,053,438	708,489,852
EQUITY			
Retained surplus		160,100,169	169,128,163
Reserve accounts	30	19,583,818	16,992,238
Revaluation surplus	17	522,369,451	522,369,451
TOTAL EQUITY		702,053,438	708,489,852

This statement is to be read in conjunction with the accompanying notes.

**CITY OF FREMANTLE
STATEMENT OF CHANGES IN EQUITY
FOR THE YEAR ENDED 30 JUNE 2025**

	NOTE	RETAINED SURPLUS \$	RESERVE ACCOUNTS \$	REVALUATION SURPLUS \$	TOTAL EQUITY \$
Balance as at 1 July 2023		173,295,740	10,543,904	507,662,921	691,502,565
Correction of error		0	0	0	0
Restated balance at the beginning of the financial year		173,295,740	10,543,904	507,662,921	691,502,565
Comprehensive income for the period					
Net result for the period		2,280,757	0	0	2,280,757
Other comprehensive income for the period	17	0	0	14,706,530	14,706,530
Total comprehensive income for the period		2,280,757	0	14,706,530	16,987,287
Transfers from reserve accounts	30	995,620	(995,620)	0	0
Transfers to reserve accounts	30	(7,443,954)	7,443,954	0	0
Balance as at 30 June 2024		169,128,163	16,992,238	522,369,451	708,489,852
Comprehensive income for the period					
Net result for the period		(6,436,413)	0	0	(6,436,413)
Other comprehensive income for the period	17	0	0	0	0
Total comprehensive income for the period		(6,436,413)	0	0	(6,436,413)
Transfers from reserve accounts	30	3,578,663	(3,578,663)	0	0
Transfers to reserve accounts	30	(6,170,243)	6,170,243	0	0
Balance as at 30 June 2025		160,100,169	19,583,818	522,369,451	702,053,439

This statement is to be read in conjunction with the accompanying notes.

**CITY OF FREMANTLE
STATEMENT OF CASH FLOWS
FOR THE YEAR ENDED 30 JUNE 2025**

	NOTE	2025 Actual \$	2024 Actual \$
CASH FLOWS FROM OPERATING ACTIVITIES			
Receipts			
Rates		63,461,732	59,605,623
Grants, subsidies and contributions		4,630,263	3,483,594
Fees and charges		27,655,383	26,620,010
Service charges		8,804	12,680
Interest revenue		3,453,287	3,147,560
Goods and services tax received		4,481,523	4,256,075
Other revenue		2,933,091	2,567,322
		<u>106,624,083</u>	<u>99,692,864</u>
Payments			
Employee costs		(45,334,276)	(42,219,310)
Materials and contracts		(39,714,779)	(34,797,095)
Utility charges		(2,078,704)	(1,978,351)
Finance costs		(398,584)	(466,912)
Insurance paid		(1,063,867)	(1,039,572)
Goods and services tax paid		(4,695,805)	(4,317,271)
Other expenditure		(1,458,822)	(1,700,830)
		<u>(94,744,837)</u>	<u>(86,519,341)</u>
Net cash provided by (used in) operating activities	18(b)	11,879,246	13,173,523
CASH FLOWS FROM INVESTING ACTIVITIES			
Payments for purchase of property, plant & equipment	8(a)	(6,759,945)	(2,705,917)
Payments for construction of infrastructure	9(a)	(4,547,073)	(3,712,373)
Payments for investment property	12	(332,657)	(3,677)
Proceeds from capital grants, subsidies and contributions		2,653,879	1,412,971
(Payments to)/Proceeds for financial assets at amortised cost		(4,609,833)	(6,000,000)
Proceeds from sale of property, plant & equipment		228,984	68,902
		<u>(13,366,645)</u>	<u>(10,940,094)</u>
Net cash provided by (used in) investing activities		(13,366,645)	(10,940,094)
CASH FLOWS FROM FINANCING ACTIVITIES			
Repayment of borrowings	29(a)	(1,638,664)	(1,863,363)
Payments for principal portion of lease liabilities	29(b)	(592,974)	(641,906)
		<u>(2,231,638)</u>	<u>(2,505,269)</u>
Net cash provided by (used in) financing activities		(2,231,638)	(2,505,269)
Net increase (decrease) in cash held		(3,719,037)	(271,840)
Cash at beginning of year		10,539,663	10,811,503
Cash and cash equivalents at the end of the year	18(a)	<u>6,820,626</u>	<u>10,539,663</u>

This statement is to be read in conjunction with the accompanying notes.

**CITY OF FREMANTLE
STATEMENT OF FINANCIAL ACTIVITY
FOR THE YEAR ENDED 30 JUNE 2025**

NOTE	2025 Actual \$	2025 Budget \$	2024 Actual \$	
OPERATING ACTIVITIES				
Revenue from operating activities				
General rates	27	62,939,656	54,848,112	59,611,444
Rates excluding general rates	27	234,927	8,673,449	222,596
Grants, subsidies and contributions		4,027,325	3,691,053	4,222,838
Fees and charges		27,771,201	25,638,793	26,575,567
Service charges		8,804	8,804	12,680
Interest revenue		3,453,287	2,021,000	3,147,560
Other revenue		2,933,091	1,828,105	2,567,322
Profit on asset disposals		109,042	0	21,941
Fair value adjustments to financial assets at fair value through profit or loss	4(b)	0	0	4,203
Fair value adjustments to investment property	12	1,114,988	0	8,955,675
Fair value adjustments to assets held for sale		0	0	(303,299)
Share of net profit of associates accounted for using the equity method	22	0	0	46,587
		<u>102,592,321</u>	<u>96,709,316</u>	<u>105,085,114</u>
Expenditure from operating activities				
Employee costs		(47,227,397)	(49,394,227)	(43,175,947)
Materials and contracts		(37,659,305)	(33,994,809)	(33,853,597)
Utility charges		(2,078,704)	(2,183,433)	(1,978,351)
Depreciation		(21,630,698)	(22,295,343)	(21,988,037)
Finance costs		(398,584)	(397,677)	(466,912)
Insurance		(1,063,867)	(1,192,409)	(1,039,572)
Other expenditure		(1,458,822)	(1,478,814)	(1,700,830)
Loss on asset disposals		(115,609)	0	(108,954)
Fair value adjustments to financial assets at fair value through profit or loss		(8,878)	0	0
		<u>(111,641,864)</u>	<u>(110,936,712)</u>	<u>(104,312,200)</u>
Non-cash amounts excluded from operating activities	28(a)	20,737,297	22,370,343	13,625,582
Amount attributable to operating activities		<u>11,687,754</u>	<u>8,142,947</u>	<u>14,398,496</u>
INVESTING ACTIVITIES				
Inflows from investing activities				
Capital grants, subsidies and contributions		2,613,130	4,967,186	1,507,843
Proceeds from disposal of assets		228,984	4,350,000	68,902
		<u>2,842,114</u>	<u>9,317,186</u>	<u>1,576,745</u>
Outflows from investing activities				
Right of use assets received - non cash		(477,613)		
Purchase of property, plant and equipment	8(a)	(6,759,945)	(2,446,910)	(2,758,591)
Purchase and construction of infrastructure	9(a)	(4,692,073)	(8,115,051)	(3,712,373)
Purchase of investment property	12	(332,657)	(8,611,689)	(3,677)
		<u>(12,262,288)</u>	<u>(19,173,650)</u>	<u>(6,474,641)</u>
Non-cash amounts excluded from investing activities		(18,552)	(4,000,000)	
Amount attributable to investing activities		<u>(9,420,174)</u>	<u>(13,856,464)</u>	<u>(4,897,896)</u>
FINANCING ACTIVITIES				
Inflows from financing activities				
Transfers from reserve accounts	30	3,578,663	3,811,328	995,620
		<u>3,578,663</u>	<u>3,811,328</u>	<u>995,620</u>
Outflows from financing activities				
Repayment of borrowings	29(a)	(1,638,664)	(1,639,060)	(1,863,363)
Proceeds from new lease - non cash		477,613		
Payments for principal portion of lease liabilities	29(b)	(592,974)	(625,161)	(641,906)
Transfers to reserve accounts	30	(6,170,243)	(4,693,863)	(7,443,954)
		<u>(7,924,268)</u>	<u>(6,958,084)</u>	<u>(9,949,223)</u>
Non-cash amounts excluded from financing activities	28(b)			
Amount attributable to financing activities		<u>(4,345,605)</u>	<u>(3,146,756)</u>	<u>(8,953,603)</u>
MOVEMENT IN SURPLUS OR DEFICIT				
Surplus or deficit at the start of the financial year	28(c)	11,571,212	8,923,468	11,024,215
Amount attributable to operating activities		11,687,754	8,142,947	14,398,496
Amount attributable to investing activities		(9,420,174)	(13,856,464)	(4,897,896)
Amount attributable to financing activities		(4,345,605)	(3,146,756)	(8,953,603)
Surplus or deficit after imposition of general rates	28(c)	<u>9,493,187</u>	<u>63,195</u>	<u>11,571,212</u>

This statement is to be read in conjunction with the accompanying notes.

**CITY OF FREMANTLE
FOR THE YEAR ENDED 30 JUNE 2025
INDEX OF NOTES TO THE FINANCIAL REPORT**

Note 1	Basis of Preparation	9
Note 2	Revenue and Expenses	10
Note 3	Cash and Cash Equivalents	12
Note 4	Other Financial Assets	12
Note 5	Trade and Other Receivables	13
Note 6	Inventories	14
Note 7	Other Assets	15
Note 8	Property, Plant and Equipment	16
Note 9	Infrastructure	18
Note 10	Fixed Assets	20
Note 11	Leases	22
Note 12	Investment Property	24
Note 13	Trade and Other Payables	25
Note 14	Other Liabilities	26
Note 15	Borrowings	27
Note 16	Employee Related Provisions	28
Note 17	Revaluation Surplus	29
Note 18	Notes to the Statement of Cash Flows	30
Note 19	Contingent Liabilities	31
Note 20	Capital Commitments	31
Note 21	Related Party Transactions	32
Note 22	Investment in Associates	34
Note 23	Financial Risk Management	36
Note 24	Events Occurring After the End of the Reporting Period	40
Note 25	Other Material Accounting Policies	41
Note 26	Function and Activity	42
Information required by legislation		
Note 27	Rating Information	44
Note 28	Determination of Surplus or Deficit	45
Note 29	Borrowing and Lease Liabilities	46
Note 30	Reserve accounts	50
Note 31	Trust Funds	52

**CITY OF FREMANTLE
NOTES TO AND FORMING PART OF THE FINANCIAL REPORT
FOR THE YEAR ENDED 30 JUNE 2025**

1. BASIS OF PREPARATION

The financial report of the City of Fremantle which is a Class 1 local government comprises general purpose financial statements which have been prepared in accordance with the *Local Government Act 1995* and accompanying regulations.

Local Government Act 1995 requirements

Section 6.4(2) of the *Local Government Act 1995* read with the *Local Government (Financial Management) Regulations 1996* prescribe that the financial report be prepared in accordance with the *Local Government Act 1995* and, to the extent that they are not inconsistent with the Act, the Australian Accounting Standards. The Australian Accounting Standards (as they apply to local governments and not-for-profit entities) and Interpretations of the Australian Accounting Standards Board were applied where no inconsistencies exist.

The *Local Government (Financial Management) Regulations 1996* specify that vested land is a right-of-use asset to be measured at cost, and is considered a zero cost concessionary lease. All right-of-use assets under zero cost concessionary leases are measured at zero cost rather than at fair value, except for vested improvements on concessionary land leases such as roads, buildings or other infrastructure which continue to be reported at fair value, as opposed to the vested land which is measured at zero cost. The measurement of vested improvements at fair value is a departure from AASB 16 which would have required the City to measure any vested improvements at zero cost.

The *Local Government (Financial Management) Regulations 1996* provide that:

- land and buildings classified as property, plant and equipment; or
 - infrastructure; or
 - vested improvements that the local government controls ;
- and measured at reportable value, are only required to be revalued every five years. Revaluing these non-financial assets every five years is a departure from *AASB 116 Property, Plant and Equipment*, which would have required the City to assess at each reporting date whether the carrying amount of the above mentioned non-financial assets materially differs from their fair value and, if so, revalue the class of non-financial assets.

Accounting policies which have been adopted in the preparation of this financial report have been consistently applied unless stated otherwise. Except for cash flow and rate setting information, the financial report has been prepared on the accrual basis and is based on historical costs, modified, where applicable, by the measurement at fair value of selected non-current assets, financial assets and liabilities.

Critical accounting estimates and judgements

The preparation of a financial report in conformity with Australian Accounting Standards requires management to make judgements, estimates and assumptions that effect the application of policies and reported amounts of assets and liabilities, income and expenses.

The estimates and associated assumptions are based on historical experience and various other factors that are believed to be reasonable under the circumstances; the results of which form the basis of making the judgements about carrying amounts of assets and liabilities that are not readily apparent from other sources. Actual results may differ from these estimates.

As with all estimates, the use of different assumptions could lead to material changes in the amounts reported in the financial report.

The following are estimates and assumptions that have a significant risk of causing a material adjustment to the carrying amounts of assets and liabilities within the next financial year and further information on their nature and impact can be found in the relevant note:

- Fair value measurement of assets carried at reportable value including:
 - Property, plant and equipment - Note 8
 - Infrastructure - Note 9

Critical accounting estimates and judgements (Continued)

- Expected credit losses on financial assets - Note 5
- Assets held for sale - Note 7
- Impairment losses of non-financial assets - Note 8 and Note 9
- Investment property - Note 12
- Measurement of employee benefits - Note 16

Fair value heirarchy information can be found in Note 25

The local government reporting entity

All funds through which the City controls resources to carry on its functions have been included in the financial statements forming part of this financial report.

All monies held in the Trust Fund are excluded from the financial statements. A separate statement of those monies appears at Note 9 of the financial report.

Initial application of accounting standards

During the current year, the following new or revised Australian Accounting Standards and Interpretations were applied for the first time.

- *AASB 2020-1 Amendments to Australian Accounting Standards*
 - *Classification of Liabilities as Current or Non-current*
- *AASB 2022-5 Amendments to Australian Accounting Standards*
 - *Lease Liability in a Sale and Leaseback*
- *AASB 2022-6 Amendments to Australian Accounting Standards*
 - *Non-current Liabilities with Covenants*
- *AASB 2023-3 Amendments to Australian Accounting Standards*
 - *Disclosure of Non-current Liabilities with Covenants: Tier 2*
- *AASB 2024-1 Amendments to Australian Accounting Standards*
 - *Supplier Finance Arrangements: Tier 2 Disclosures*
- *AASB 2023-1 Amendments to Australian Accounting Standards*
 - *Supplier Finance Arrangements*

These amendments are not expected to have any material impact on the financial report on initial application.

- *AASB 2022-10 Amendments to Australian Accounting Standards*
 - *Fair Value Measurement of Non-Financial Assets of Not-for-Profit Public Sector Entities*

These amendment may result in changes to the fair value of certain non-financial assets on revaluation. The impact has not been quantified as it is not considered practicable to determine the amount of the difference in fair value attributable to the change in the standard.

New accounting standards for application in future years

The following new accounting standards will have application to local government in future years:

- *AASB 2014-10 Amendments to Australian Accounting Standards*
 - *Sale or Contribution of Assets between an Investor and its Associate or Joint Venture*
- *AASB 2024-4b Amendments to Australian Accounting Standards*
 - *Effective Date of Amendments to AASB 10 and AASB 128 [deferred AASB 10 and AASB 128 amendments in AASB 2014-10 apply]*
- *AASB 2022-9 Amendments to Australian Accounting Standards*
 - *Insurance Contracts in the Public Sector*
- *AASB 2023-5 Amendments to Australian Accounting Standards*
 - *Lack of Exchangeability*
- *AASB 18 (FP) Presentation and Disclosure in Financial Statements*
 - *(Appendix D) [for for-profit entities]*
- *AASB 18 (NFP/super) Presentation and Disclosure in Financial Statements*
 - *(Appendix D) [for not-for-profit and superannuation entities]*
- *AASB 2024-2 Amendments to Australian Accounting Standards*
 - *Classification and Measurement of Financial Instruments*
- *AASB 2024-3 Amendments to Australian Accounting Standards*
 - *Annual Improvements Volume 11*

These amendments are not expected to have any material impact on the financial report on initial application.

**CITY OF FREMANTLE
NOTES TO AND FORMING PART OF THE FINANCIAL REPORT
FOR THE YEAR ENDED 30 JUNE 2025**

2. REVENUE AND EXPENSES

(a) Revenue

Contracts with customers

Recognition of revenue is dependant on the source of revenue and the associated terms and conditions associated with each source of revenue and recognised as follows:

Revenue Category	Nature of goods and services	When obligations	Payment terms	Returns/Refunds/Warranties	Timing of revenue recognition
Grants, subsidies and contributions	Community events, minor facilities, research, design, planning evaluation and services	Over time	Fixed terms transfer of funds based on agreed milestones and reporting	Contract obligation if project not complete	Output method based on project milestones and/or completion date matched to performance obligations
Fees and charges - licences, registrations, approvals	Building, planning, development and animal management.	Single point in time	Full payment prior to issue	None	On payment of the licence, registration or approval
Fees and charges - waste management entry fees	Waste treatment, recycling and disposal service at disposal sites	Single point in time	Payment in advance at gate or on normal trading terms if credit provided	None	On entry to facility

Consideration from contracts with customers is included in the transaction price.

Revenue Recognition

Revenue recognised during the year under each basis of recognition by nature of goods or services is provided in the table below:

For the year ended 30 June 2025

Nature	Contracts with	Capital grant/contributions	Statutory Requirements	Other	Total
	\$	\$	\$	\$	\$
Rates	0	0	63,174,583	0	63,174,583
Grants, subsidies and contributions	0	0	0	4,027,325	4,027,325
Fees and charges	23,741,874	0	4,029,327	0	27,771,201
Service charges	0	0	8,804	0	8,804
Interest revenue	0	0	559,842	2,893,445	3,453,287
Other revenue	0	0	0	2,933,091	2,933,091
Capital grants, subsidies and contributions	0	2,613,130	0	0	2,613,130
Total	23,741,874	2,613,130	67,772,556	9,853,861	103,981,421

For the year ended 30 June 2024

Nature	Contracts with	Capital grant/contributions	Statutory Requirements	Other	Total
	\$	\$	\$	\$	\$
Rates	0	0	59,834,040	0	59,834,040
Grants, subsidies and contributions	0	0	0	4,222,838	4,222,838
Fees and charges	22,859,690	0	3,715,877	0	26,575,567
Service charges	0	0	12,680	0	12,680
Interest revenue	0	0	511,903	2,635,657	3,147,560
Other revenue	0	0	0	2,567,322	2,567,322
Capital grants, subsidies and contributions	0	1,507,843	0	0	1,507,843
Total	22,859,690	1,507,843	64,074,500	9,425,817	97,867,850

**CITY OF FREMANTLE
NOTES TO AND FORMING PART OF THE FINANCIAL REPORT
FOR THE YEAR ENDED 30 JUNE 2025**

2. REVENUE AND EXPENSES (Continued)

(a) Revenue (Continued)

Note	2025 Actual \$	2024 Actual \$
Interest revenue		
Interest on reserve account funds	1,206,187	1,039,772
Rates instalment and penalty interest	585,229	511,903
Trade and other receivables overdue interest		
Other interest revenue	1,661,871	1,595,885
	3,453,287	3,147,560

The 2025 original budget estimate in relation to:
Rates instalment and penalty interest was \$402,500.

Fees and charges relating to rates receivable

Charges on instalment plan	130,241	126,946
----------------------------	---------	---------

The 2025 original budget estimate in relation to:
Charges on instalment plan was \$122,660.

(b) Expenses

Auditors remuneration

- Audit of the Annual Financial Report	146,796	138,737
- Other services – grant acquittals	15,603	22,021
	162,399	160,758

Employee Costs

Employee benefit costs	10,898,286	9,849,994
Other employee costs	36,329,111	33,325,953
	47,227,397	43,175,947

Finance costs

Borrowings	367,502	413,966
Lease liabilities	31,082	52,946
	398,584	466,912

Other expenditure

Sundry expenses	1,458,822	1,700,830
	1,458,822	1,700,830

**CITY OF FREMANTLE
NOTES TO AND FORMING PART OF THE FINANCIAL REPORT
FOR THE YEAR ENDED 30 JUNE 2025**

3. CASH AND CASH EQUIVALENTS

Note	2025 \$	2024 \$
Cash at bank and on hand	6,820,625	5,369,536
Term deposits	0	5,170,127
Total cash and cash equivalents	6,820,625	10,539,663
Held as		
- Unrestricted cash and cash equivalents	1,045,526	8,663,377
- Restricted cash and cash equivalents	5,775,099	1,876,286
	6,820,625	10,539,663

MATERIAL ACCOUNTING POLICIES

Cash and cash equivalents

Cash and cash equivalents include cash on hand, cash at bank, deposits available on demand with banks and other short term highly liquid investments that are readily convertible to known amounts of cash and which are subject to an insignificant risk and which are subject to an insignificant risk of changes in value.

Bank overdrafts are reported as short term borrowings in current liabilities in the statement of financial position.

Restricted financial assets

Restricted financial asset balances are not available for general use by the local government due to externally imposed restrictions. Restrictions are specified in an agreement, contract or legislation. This applies to reserve accounts, unspent grants, subsidies and contributions and unspent loans that have not been fully expended in the manner specified by the contributor, legislation or loan agreement.

4. OTHER FINANCIAL ASSETS

	2025 \$	2024 \$
(a) Current assets		
Financial assets at amortised cost	37,109,866	32,500,033
	37,109,866	32,500,033
Other financial assets at amortised cost		
Term deposits - Restricted Reserves	19,583,819	16,992,238
Term deposits - Unrestricted	17,526,047	15,507,795
	37,109,866	32,500,033
Held as		
- Unrestricted other financial assets at amortised cost	17,526,047	15,507,795
- Restricted other financial assets at amortised cost	19,583,819	16,992,238
	37,109,866	32,500,033
(b) Non-current assets		
Financial assets at fair value through profit or loss	199,049	207,927
	199,049	207,927
Financial assets at fair value through profit or loss		
Units in Local Government House Trust - opening balance	207,927	203,724
Movement attributable to fair value increment	(8,878)	4203
Units in Local Government House Trust - closing balance	199,049	207,927

Fair value of financial assets at fair value through profit or loss is determined from the net asset value of the units held in the Trust at balance date as compiled by WALGA.

MATERIAL ACCOUNTING POLICIES

Other financial assets at amortised cost

The City classifies financial assets at amortised cost if both of the following criteria are met:

- the asset is held within a business model whose objective is to collect the contractual cashflows; and
- the contractual terms give rise to cash flows that are solely payments of principal and interest.

Fair values of financial assets at amortised cost are not materially different to their carrying amounts, since the interest receivable on those assets is either close to current market rates or the assets are of a short term nature. Non-current financial assets at amortised cost fair values are based on discounted cash flows using a current market rates. They are classified as level 2 fair values in the fair value hierarchy (see Note 25 (i)) due to the observable market rates.

Interest received is presented under cashflows from operating activities in the Statement of Cash Flows where it is earned from financial assets that are held for cash management purposes.

Financial assets at fair value through profit or loss

The City classifies the following financial assets at fair value through profit or loss:

- debt investments which do not qualify for measurement at either amortised cost or fair value through other comprehensive income.
- equity investments which the City has elected to recognise as fair value gains and losses through profit or loss.

Impairment and risk

Information regarding impairment and exposure to risk can be found at Note 23.

**CITY OF FREMANTLE
NOTES TO AND FORMING PART OF THE FINANCIAL REPORT
FOR THE YEAR ENDED 30 JUNE 2025**

5. TRADE AND OTHER RECEIVABLES

Note	2025	2024
	\$	\$
Current		
Rates and statutory receivables	865,976	1,224,429
Trade receivables	589,011	1,128,630
GST receivable	462,126	247,844
Receivables for employee related provisions	119,249	126,857
Allowance for credit losses of trade receivables	(89,562)	(205,380)
Prepayments	752,352	623,278
	<u>2,699,152</u>	<u>3,145,658</u>
Non-current		
Rates and statutory receivables	708,670	648,784
Receive NC Deferred Debtors General	286,782	294,535
Receivables for employee related provisions - Non current	126,264	94,279
	<u>1,121,716</u>	<u>1,037,598</u>

Disclosure of opening and closing balances related to contracts with customers

Information about receivables from contracts with customers along with financial assets and associated liabilities arising from transfers to enable the acquisition or construction of recognisable non financial assets is:

Note	30 June 2025 Actual	30 June 2024 Actual	1 July 2023 Actual
	\$	\$	\$
Trade and other receivables from contracts with customers	589,011	1,128,630	918,287
Allowance for credit losses of trade receivables	(89,562)	(205,380)	(160,938)
Total trade and other receivables from contracts with customers	<u>499,449</u>	<u>923,250</u>	<u>757,349</u>

MATERIAL ACCOUNTING POLICIES

Rates and statutory receivables

Rates and statutory receivables are non-contractual receivables arising from statutory requirements and include amounts due from ratepayers for unpaid rates and service charges and other statutory charges or fines.

Rates and statutory receivables are recognised when the taxable event has occurred and can be measured reliably.

Trade receivables

Trade receivables are amounts receivable from contractual arrangements with customers for goods sold, services performed or grants or contributions with sufficiently specific performance obligations or for the construction of recognisable non financial assets as part of the ordinary course of business.

Other receivables

Other receivables are amounts receivable from contractual arrangements with third parties other than contracts with customers and amounts received as grants for the construction of recognisable non financial assets.

Measurement

Trade and other receivables are recognised initially at the amount of the transaction price, unless they contain a significant financing component, and are to be recognised at fair value.

Classification and subsequent measurement

Receivables which are generally due for settlement within 30 days except rates receivables which are expected to be collected within 12 months are classified as current assets. All other receivables such as, deferred pensioner rates receivable after the end of the reporting period are classified as non-current assets.

Trade and other receivables are held with the objective to collect the contractual cashflows and therefore the City measures them subsequently at amortised cost using the effective interest rate method.

Due to the short term nature of current receivables, their carrying amount is considered to be the same as their fair value. Non-current receivables are indexed to inflation, any difference between the face value and fair value is considered immaterial.

Impairment and risk exposure

Information about the impairment of trade receivables and their exposure to credit risk and interest rate risk can be found in Note 23.

**CITY OF FREMANTLE
NOTES TO AND FORMING PART OF THE FINANCIAL REPORT
FOR THE YEAR ENDED 30 JUNE 2025**

6. INVENTORIES

Note	2025	2024
	\$	\$
Current		
Fuel and materials	67,510	53,209
Visitor centre stock	117,615	120,049
	<u>185,125</u>	<u>173,258</u>
The following movements in inventories occurred during the year:		
Balance at beginning of year	173,258	186,122
Inventories expensed during the year	(700,671)	(441,461)
Additions to inventory	712,538	405,030
Balance at end of year	<u>185,125</u>	<u>173,258</u>

MATERIAL ACCOUNTING POLICIES

General

Inventories are measured at the lower of cost and net realisable value.

Net realisable value is the estimated selling price in the ordinary course of business less the estimated costs of completion and the estimated costs necessary to make the sale.

Land held for resale

Land held for development and resale is valued at the lower of cost and net realisable value. Cost includes the cost of acquisition, development, borrowing costs and holding costs until completion of development.

**CITY OF FREMANTLE
 NOTES TO AND FORMING PART OF THE FINANCIAL REPORT
 FOR THE YEAR ENDED 30 JUNE 2025**

7. OTHER ASSETS

	2025	2024
	\$	\$
Other assets - current		
Accrued income	1,234,319	911,480
	<u>1,234,319</u>	<u>911,480</u>

MATERIAL ACCOUNTING POLICIES
Other current assets
 Other non-financial assets include prepayments which represent payments in advance of receipt of goods or services or that part of expenditure made in one accounting period covering a term extending beyond that period.



**CITY OF FREMANTLE
NOTES TO AND FORMING PART OF THE FINANCIAL REPORT
FOR THE YEAR ENDED 30 JUNE 2025**

8. PROPERTY, PLANT AND EQUIPMENT

(a) Movements in Balances

Movement in the balances of each class of property, plant and equipment between the beginning and the end of the current financial year.

	Total Property					Plant and equipment			Total property, plant and equipment
	Land	Buildings - non-specialised	Total land and buildings not subject to operating lease	Buildings - work in progress	Total Property	Furniture and equipment	Plant and equipment	Plant and equipment - work in progress	
Balance at 1 July 2023	81,388,747	230,874,694	312,263,441	597,646	312,861,087	5,427,798	3,806,924	0	322,095,809
Additions	0	2,188,905	2,188,905	0	2,188,905	7,501	562,185	0	2,758,591
Disposals	0	0	0	0	0	0	(155,915)	0	(155,915)
to revaluation surplus	19,048,453	(4,341,923)	14,706,530	0	14,706,530	0	0	0	14,706,530
Transfer to other asset class/operating	4,546,299	(55,575)	4,490,724	0	4,490,724	(52,674)	0	0	4,438,050
Impairment (losses) / reversals	(303,299)	0	(303,299)	0	(303,299)	0	0	0	(303,299)
Depreciation	0	(6,954,588)	(6,954,588)	0	(6,954,588)	(149,352)	(421,758)	0	(7,525,698)
Transfers	0	(852,964)	(852,964)	825,820	(27,144)	98,679	(62,891)	0	8,644
Balance at 30 June 2024	104,680,200	220,858,549	325,538,749	1,423,466	326,962,215	5,331,952	3,728,545	0	336,022,712
Comprises:									
Gross balance amount at 30 June 2024	104,680,200	369,585,800	474,266,000	1,423,466	475,689,466	7,762,574	11,249,535	0	494,701,575
Accumulated depreciation at 30 June 2024	0	(148,727,251)	(148,727,251)	0	(148,727,251)	(2,430,622)	(7,520,990)	0	(158,678,863)
Balance at 30 June 2024	104,680,200	220,858,549	325,538,749	1,423,466	326,962,215	5,331,952	3,728,545	0	336,022,712
Change in accounting policy									
Restated balance at 1 July 2024	104,680,200	220,858,549	325,538,749	1,423,466	326,962,215	5,331,952	3,728,545	0	336,022,712
Additions	0	5,384,320	5,384,320	0	5,384,320	32,024	1,343,601	0	6,759,945
Disposals	0	0	0	0	0	0	(235,551)	0	(235,551)
Transfer to other asset class/operating		0	0	(13,566)	(13,566)	0	0	0	(13,566)
Depreciation	0	(6,458,742)	(6,458,742)	0	(6,458,742)	(141,297)	(446,999)	0	(7,047,038)
(Transfers to)/from WIP	0	(767,212)	(767,212)	767,212	0	0	(347,133)	347,133	0
Balance at 30 June 2025	104,680,200	219,016,915	323,697,115	2,177,112	325,874,227	5,222,679	4,042,463	347,133	335,486,502
Comprises:									
Gross balance amount at 30 June 2025	104,680,200	374,202,908	478,883,108	2,177,112	481,060,220	7,794,597	10,764,828	347,133	499,966,778
Accumulated depreciation at 30 June 2025	0	(155,185,993)	(155,185,993)	0	(155,185,993)	(2,571,918)	(6,722,365)	0	(164,480,276)
Balance at 30 June 2025	104,680,200	219,016,915	323,697,115	2,177,112	325,874,227	5,222,679	4,042,463	347,133	335,486,502

CITY OF FREMANTLE
 NOTES TO AND FORMING PART OF THE FINANCIAL REPORT
 FOR THE YEAR ENDED 30 JUNE 2025

8. PROPERTY, PLANT AND EQUIPMENT (Continued)

(b) Carrying Value Measurements

Asset Class	Fair Value Hierarchy	Valuation Technique	Basis of Valuation	Date of Last Valuation	Inputs Used
(i) Fair Value - as determined at the last valuation date					
Land and buildings					
Land	Level 2/3	Market approach using recent observable market data for similar properties	Independent registered valuers	June 2024	Price per hectare
Land	Level 2/3	Market approach using estimated data for similar properties	Independent registered valuers	June 2024	Estimated price per hectare
Buildings - non-specialised	Level 2/3	Market approach using recent observable data for similar properties or cost approach using depreciated replacement cost.	Independent registered valuers	June 2024	Average cost of construction by component (Level 2), current condition, residual values and remaining useful life assessment (Level 3) inputs.
Level 3 inputs are based on assumptions with regards to future values and patterns of consumption utilising current information. If the basis of these assumptions were varied, they have the potential to result in a significantly higher or lower fair value measurement.					
During the period there were no changes in the valuation techniques used by the local government to determine the fair value of property, plant and equipment using either level 2 or level 3 inputs.					
(ii) Cost					
Furniture and equipment	N/A	N/A	Cost	Not applicable	N/A
Plant and equipment	N/A	N/A	Cost	Not applicable	N/A
Buildings - work in progress	N/A	N/A	Cost	Not applicable	N/A

CITY OF FREMANTLE
NOTES TO AND FORMING PART OF THE FINANCIAL REPORT
FOR THE YEAR ENDED 30 JUNE 2025

9. INFRASTRUCTURE

(a) Movements in Balances

Movement in the balances of each class of infrastructure between the beginning and the end of the current financial year.

	Infrastructure - roads	Infrastructure - Paths	Infrastructure - Drainage	Infrastructure - Parks	Infrastructure - Other	Other infrastructure-WIP	Total Infrastructure
	\$	\$	\$	\$	\$	\$	\$
Balance at 1 July 2023	166,166,627	43,050,289	47,484,767	69,758,769	11,130,391	1,061,816	338,652,659
Additions	401,365	461,574	398,828	1,979,441	471,165	0	3,712,373
(Disposals)							0
Transfer between asset class	0	0	0	0	55,575	0	55,575
Depreciation	(4,567,970)	(1,757,526)	(792,583)	(5,707,890)	(1,013,163)	0	(13,839,132)
Transfers	443,142	(7,389)	(192,189)	(340,579)	(32,664)	121,035	(8,644)
Balance at 30 June 2024	162,443,164	41,746,948	46,898,823	65,689,741	10,611,304	1,182,851	328,572,831
Comprises:							
Gross balance at 30 June 2023	265,475,717	103,341,783	73,138,732	147,745,049	30,906,701	1,182,851	621,790,833
Accumulated depreciation at 30 June 2023	(103,032,553)	(61,594,835)	(26,239,909)	(82,055,308)	(20,295,397)	0	(293,218,002)
Balance at 30 June 2024	162,443,164	41,746,948	46,898,823	65,689,741	10,611,304	1,182,851	328,572,831
Change in accounting policy							
Restated balance at 1 July 2024	162,443,164	41,746,948	46,898,823	65,689,741	10,611,304	1,182,851	328,572,831
Additions	2,354,644	566,285	(21,665)	1,216,873	430,936	0	4,547,073
Non-cash additions	0	0	0	145,000	0	0	145,000
Depreciation	(4,621,319)	(1,784,173)	(797,563)	(5,808,211)	(992,500)	0	(14,003,766)
Transfers	(2,226,241)	2,022,835	21,665	634,424	(339,329)	(113,354)	0
Balance at 30 June 2025	157,950,248	42,551,895	46,101,260	61,877,827	9,710,411	1,069,497	319,261,138
Comprises:							
Gross balance at 30 June 2025	265,604,121	105,930,903	73,138,732	149,741,346	30,998,308	1,069,497	626,482,907
Accumulated depreciation at 30 June 2025	(107,653,873)	(63,379,008)	(27,037,472)	(87,863,519)	(21,287,897)	0	(307,221,769)
Balance at 30 June 2025	157,950,248	42,551,895	46,101,260	61,877,827	9,710,411	1,069,497	319,261,138

**CITY OF FREMANTLE
NOTES TO AND FORMING PART OF THE FINANCIAL REPORT
FOR THE YEAR ENDED 30 JUNE 2025**

9. INFRASTRUCTURE (Continued)

(b) Carrying Value Measurements

Asset Class	Fair Value Hierarchy	Valuation Technique	Basis of Valuation	Date of Last Valuation	Inputs Used
(i) Fair Value - as determined at the last valuation date					
Infrastructure - roads	Level 3	Cost approach using depreciated replacement cost	Independent registered valuers	June 2023	The unit rates (Level 2), asset condition, residual values, pattern of consumption and remaining useful life assessments (Level 3) inputs.
Infrastructure - Paths	Level 3	Cost approach using depreciated replacement cost	Independent registered valuers	June 2023	The unit rates (Level 2), asset condition, residual values, pattern of consumption and remaining useful life assessments (Level 3) inputs.
Infrastructure - Drainage	Level 3	Cost approach using depreciated replacement cost	Independent registered valuers	June 2023	The unit rates (Level 2), asset condition, residual values, pattern of consumption and remaining useful life assessments (Level 3) inputs.
Infrastructure - Parks	Level 3	Cost approach using depreciated replacement cost	Independent registered valuers	June 2023	The unit rates (Level 2), asset condition, residual values, pattern of consumption and remaining useful life assessments (Level 3) inputs.
Infrastructure - Other	Level 3	Cost approach using depreciated replacement cost	Independent registered valuers	June 2023	The unit rates (Level 2), asset condition, residual values, pattern of consumption and remaining useful life assessments (Level 3) inputs.
<p>Level 3 inputs are based on assumptions with regards to future values and patterns of consumption utilising current information. If the basis of these assumptions were varied, they have the potential to result in a significantly higher or lower fair value measurement.</p> <p>During the period there were no changes in the valuation techniques used to determine the fair value of infrastructure using level 3 inputs.</p>					
(ii) Current Replacement Cost					
Infrastructure - roads - WIP	N/A	N/A	Cost	Not applicable	N/A
Infrastructure - Paths - WIP	N/A	N/A	Cost	Not applicable	N/A
Infrastructure - Drainage - WIP	N/A	N/A	Cost	Not applicable	N/A
Infrastructure - Parks - WIP	N/A	N/A	Cost	Not applicable	N/A
Infrastructure - Other - WIP	N/A	N/A	Cost	Not applicable	N/A

**CITY OF FREMANTLE
 NOTES TO AND FORMING PART OF THE FINANCIAL REPORT
 FOR THE YEAR ENDED 30 JUNE 2025**

10. FIXED ASSETS

(a) Depreciation

Depreciation rates

Typical estimated useful lives for the different asset classes for the current and prior years are included in the table below:

Asset Class	Useful life
Land - freehold land	Not depreciated
Buildings - non-specialised	0 - 150
Furniture and equipment	7 - 50
Plant and equipment	5 - 40
Infrastructure - roads	20 - 90
Infrastructure - Paths	20 - 80
Infrastructure - Drainage	80 - 100
Infrastructure - Parks	10 - 80
Infrastructure - Other	10 - 90

Revision of useful lives of plant and equipment

The useful life of Heritage buildings is extended to 150 years from 2024/25FY after the consultation with valuer.

(b) Temporarily Idle or retired from use assets

The carrying value of assets held by the City which are temporarily idle or retired from active use and not classified as held for sale are shown in the table below.

	2025	2024
	\$	\$
Buildings - non-specialised	959,422	990,850
	<u>959,422</u>	<u>990,850</u>

**CITY OF FREMANTLE
NOTES TO AND FORMING PART OF THE FINANCIAL REPORT
FOR THE YEAR ENDED 30 JUNE 2025**

10. FIXED ASSETS (Continued)

MATERIAL ACCOUNTING POLICIES

Initial recognition

An item of property, plant and equipment or infrastructure that qualifies for recognition as an asset is measured at its cost.

Upon initial recognition, cost is determined as the amount paid (or other consideration given) to acquire the assets, plus costs incidental to the acquisition. The cost of non-current assets constructed by the City includes the cost of all materials used in construction, direct labour on the project and an appropriate proportion of variable and fixed overheads. For assets acquired at zero cost or otherwise significantly less than fair value, cost is determined as fair value at the date of acquisition.

Assets for which the fair value as at the date of acquisition is under \$5,000 are not recognised as an asset in accordance with *Local Government (Financial Management) Regulation 17A(5)*. These assets are expensed immediately.

Where multiple individual low value assets are purchased together as part of a larger asset or collectively forming a larger asset exceeding the threshold, the individual assets are recognised as one asset and capitalised.

Individual assets that are land, buildings and infrastructure acquired between scheduled revaluation dates of the asset class in accordance with the City's revaluation policy, are recognised at cost and disclosed as being at reportable value.

Measurement after recognition

Plant and equipment including furniture and equipment and right-of-use assets (other than vested improvements) are measured using the cost model as required under *Local Government (Financial Management) Regulation 17A(2)*. Assets held under the cost model are carried at cost less accumulated depreciation and any impairment losses being their reportable value.

Reportable value

In accordance with *Local Government (Financial Management) Regulation 17A(2)*, the carrying amount of non-financial assets that land and buildings classified as property, plant and equipment, investment properties, infrastructure or vested improvements that the local government controls.

Reportable value is for the purpose of *Local Government (Financial Management) Regulation 17A(4)* is the fair value of the asset at its last valuation date minus (to the extent applicable) the accumulated depreciation and any accumulated impairment losses in respect of the non-financial asset subsequent to its last valuation date.

Revaluation

Land and buildings classified as property, plant and equipment, infrastructure or vested improvements that the local government controls and measured at reportable value, are only required to be revalued every five years in accordance with the regulatory framework. This includes buildings and infrastructure items which were pre-existing improvements (i.e. vested improvements) on land vested in the City.

Whilst the regulatory framework only requires a revaluation to occur every five years, it also provides for the City to revalue earlier if it chooses to do so.

For land, buildings and infrastructure, increases in the carrying amount arising on revaluation of asset classes are credited to a revaluation surplus in equity.

Decreases that offset previous increases of the same class of asset are recognised against revaluation surplus directly in equity. All other decreases are recognised in profit or loss.

Subsequent increases are then recognised in profit or loss to the extent they reverse a net revaluation decrease previously recognised in profit or loss for the same class of asset.

Depreciation

The depreciable amount of all property, plant and equipment and infrastructure, are depreciated on a straight-line basis over the individual asset's useful life from the time the asset is held ready for use. Leasehold improvements are depreciated over the shorter of either the unexpired period of the lease or the estimated useful life of the improvements.

The assets residual values and useful lives are reviewed, and adjusted if appropriate, at the end of each reporting period.

Depreciation on revaluation

When an item of property, plant and equipment and infrastructure is revalued, any accumulated depreciation at the date of the revaluation is treated in one of the following ways:

- (i) The gross carrying amount is adjusted in a manner that is consistent with the revaluation of the carrying amount of the asset; or
- (ii) Eliminated against the gross carrying amount of the asset and the net amount restated to the revalued amount of the asset.

Impairment

In accordance with *Local Government (Financial Management) Regulations 17A(4C)*, the City is not required to comply with *AASB 136 Impairment of Assets* to determine the recoverable amount of its non-financial assets that are land or buildings classified as property, plant and equipment, infrastructure or vested improvements that the local government controls in circumstances where there has been an impairment indication of a general decrease in asset values.

In other circumstances where it has been assessed that one or more of these non-financial assets are impaired, the asset's carrying amount is written down immediately to its recoverable amount if the asset's carrying amount is greater than its estimated recoverable amount.

Gains or losses on disposal

Gains and losses on disposals are determined by comparing proceeds with the carrying amount. These gains and losses are included in the statement of comprehensive income in the period in which they arise.

**CITY OF FREMANTLE
NOTES TO AND FORMING PART OF THE FINANCIAL REPORT
FOR THE YEAR ENDED 30 JUNE 2025**

11. LEASES

(a) Right-of-Use Assets

Movement in the balance of each class of right-of-use asset between the beginning and the end of the current financial year.	Note	Right-of-use assets - land and buildings	Right-of-use assets - plant and equipment	Right-of-use assets Total
		\$	\$	\$
Balance at 1 July 2023		812,405	1,687,525	2,499,930
Additions		0	(739,132)	(739,132)
Depreciation		(127,905)	(495,302)	(623,207)
Balance at 30 June 2024		684,500	453,091	1,137,591
Gross balance amount at 30 June 2024		1,475,043	2,976,697	4,451,740
Accumulated depreciation at 30 June 2024		(790,543)	(2,523,606)	(3,314,149)
Balance at 30 June 2024		684,500	453,091	1,137,591
Movement		0	477,613	477,613
Depreciation		(452,342)	(127,555)	(579,897)
Balance at 30 June 2025		232,158	803,149	1,035,307
Gross balance amount at 30 June 2025		1,475,043	3,454,310	4,929,353
Accumulated depreciation at 30 June 2025		(1,242,885)	(2,651,161)	(3,894,046)
Balance at 30 June 2025		232,158	803,149	1,035,307

The following amounts were recognised in the statement of comprehensive income during the period in respect of leases where the entity is the lessee:

	2025 Actual	2024 Actual
	\$	\$
Depreciation on right-of-use assets	(579,897)	(623,207)
Finance charge on lease liabilities	29(b) (31,081)	(52,946)
Short-term lease payments recognised as expense	60,891	(3,374)
Expenses for variable lease payment not recognised as a liability	84,618	(8,351)
Total amount recognised in the statement of comprehensive income	(465,469)	(687,878)
Total cash outflow from leases	(624,056)	(694,852)
(b) Lease Liabilities		
Current	266,528	577,625
Non-current	790,166	594,433
29(b)	1,056,694	1,172,058

The City has 7 leases relating to plant and equipment and 4 leases related to land and buildings. The lease term is normally between 2 years to 10 years. Refer to Note 29(b) for details of lease liabilities.

Secured liabilities and assets pledged as security

Lease liabilities are effectively secured, as the rights to the leased assets recognised in the financial statements revert to the lessor in the event of default.

**CITY OF FREMANTLE
NOTES TO AND FORMING PART OF THE FINANCIAL REPORT
FOR THE YEAR ENDED 30 JUNE 2025**

11. LEASES (Continued)

MATERIAL ACCOUNTING POLICIES

Leases

At inception of a contract, the City assesses if the contract contains or is a lease. A contract is, or contains, a lease if the contract conveys the right to control the use of an identified for a period of time in exchange for consideration.

At the commencement date, a right-of-use asset is recognised at cost and lease liability at the present value of the lease payments that are not paid at that date. The lease payments are discounted using the interest rate implicit in the lease, if that rate can be readily determined. If that rate cannot be readily determined, the City uses its incremental borrowing rate.

All contracts that are classified as short-term leases (i.e. a lease with a term of 12 months or less) and leases of low value assets are recognised as an operating expense on a straight-line basis over the term of the lease.

Details of individual lease liabilities required by regulations are provided at Note 29.

Right-of-use assets - measurement

Right-of-use assets are measured at cost. All right-of-use assets (other than vested improvements) under zero cost concessionary leases are measured at zero cost (i.e. not recognised in the Statement of Financial Position). The exception is vested improvements on concessionary land leases such as roads, buildings or other infrastructure which are reported at fair value.

Refer to Note 10 under revaluation for details on the material accounting policies applying to vested improvements.

Right-of-use assets - depreciation

Right-of-use assets are depreciated over the lease term or useful life of the underlying asset, whichever is the shorter. Where a lease transfers ownership of the underlying asset, or the cost of the right-of-use asset reflects that the City anticipates to exercise a purchase option, the specific asset is depreciated over the useful life of the underlying asset.

(c) Lessor - Property, Plant and Equipment Subject to Lease

The table below represents a maturity analysis of the undiscounted lease payments to be received after the reporting date.

Less than 1 year
1 to 2 years
2 to 3 years
3 to 4 years
4 to 5 years
> 5 years

	2025 Actual	2024 Actual
	\$	\$
	2,765,008	2,686,759
	2,103,063	2,141,067
	2,046,468	2,039,200
	1,847,864	1,996,345
	1,833,238	1,993,199
	8,233,961	8,399,823
	<u>18,829,602</u>	<u>19,256,393</u>
Amounts recognised in profit or loss for Property, Plant and Equipment Subject to Lease		
Rental income	2,837,964	3,213,135

The City leases commercial properties to tenants with rentals payable monthly. These leases are classified as operating leases as they do not transfer substantially all of the risks and rewards incidental to the ownership of the assets to the lessee.

Lease payments for some contracts include CPI increases, but there are no other variable lease payments that depend on an index or rate. Although the City is exposed to changes in the residual value at the end of the current leases, the City typically enters into new operating leases and therefore will not immediately realise any reduction in the residual value at the end of these leases. Expectations about the future residual values are reflected in the fair value of the properties.

Refer to note 12 for details of leased investment property.

MATERIAL ACCOUNTING POLICIES

The City as Lessor

Upon entering into each contract as a lessor, the City assesses if the lease is a finance or operating lease.

The contract is classified as a finance lease when the terms of the lease transfer substantially all the risks and rewards of ownership to the lessee. All other leases not within this definition are classified as operating leases. Rental income received from operating leases is recognised on a straight-line basis over the term of the specific lease.

Initial direct costs incurred in entering into an operating lease (eg legal cost, cost to setup) are included in the carrying amount of the leased asset and recognised as an expense on a straight-line basis over the lease term.

When a contract is determined to include lease and non-lease components, the City applies AASB 15 *Revenue from Contracts with Customers* to allocate the consideration under the contract to each component.

**CITY OF FREMANTLE
NOTES TO AND FORMING PART OF THE FINANCIAL REPORT
FOR THE YEAR ENDED 30 JUNE 2025**

12. INVESTMENT PROPERTY

	2025 Actual	2024 Actual
	\$	\$
Non-current assets - at fair value		
Carrying balance at 1 July	31,713,077	22,753,725
Acquisitions	332,657	3,677
Transfer from other asset class	13,566	0
Net gain/(loss) from fair value adjustment	1,114,988	8,955,675
Closing balance at 30 June	33,174,288	31,713,077
Amounts recognised in profit or loss for investment properties		
Rental income	876,390	771,482
Reimbursement Income	15,347	9,806
Direct operating expenses from property that generated rental income	21,697	14,066
Direct operating expenses from property that did not generate rental income	132	413
Fair value gain recognised in profit or loss	1,114,988	8,955,675
	2,028,554	9,751,442

Leasing arrangements

Investment properties are leased to tenants under long-term operating leases with rentals payable monthly. Minimum lease payments receivable on leases of investment properties are as follows:

	2025 Actual	2024 Actual
	\$	\$
Minimum lease payments under non-cancellable operating leases of investment properties not recognised in the financial statements are receivable as follows:		
Less than 1 year	844,375	915,560
1 to 2 years	869,707	929,294
2 to 3 years	895,798	943,233
3 to 4 years	922,672	957,382
4 to 5 years	950,352	971,742
> 5 years	1,987,091	1,987,432
	6,469,995	6,704,643

The investment properties are leased to tenants under operating leases with rentals payable monthly. Lease income from operating leases where the City is a lessor is recognised in income on a straightline basis over the lease term.

Lease payments for some contracts include CPI increases, but there are no other variable lease payments that depend on an index or rate. Although the City is exposed to changes in the residual value at the end of the current leases, the City group typically enters into new operating leases and therefore will not immediately realise any reduction in residual value at the end of these leases. Expectations about the future residual values are reflected in the fair value of the properties.

Refer to note 11 for details of leased property, plant and equipment not classified as investment property

MATERIAL ACCOUNTING POLICIES

Investment properties

Investment properties are principally freehold buildings, held for long-term rental yields and not occupied by the City.

In accordance with *Local Government (Financial Management) Regulation 17A(2)*, the carrying amount of non-financial assets that are investment properties, are shown at their reportable value.

Reportable value for the purposes of *Local Government (Financial Management) Regulation 17A(4)* is the fair value of the asset at its last valuation date.

Revaluation

In accordance with the regulatory framework, investment properties are required to be revalued whenever required by AASB 140 and, in any event, every five years.

Fair value of investment properties

An independent valuation was performed to determine the fair value of investment properties. The main Level 3 inputs used in the valuation were discount rates, yields, expected vacancy rates and rental growth rates estimated by management based on comparable transactions and industry data.

**CITY OF FREMANTLE
NOTES TO AND FORMING PART OF THE FINANCIAL REPORT
FOR THE YEAR ENDED 30 JUNE 2025**

13. TRADE AND OTHER PAYABLES

Current

	2025	2024
	\$	\$
Sundry creditors	362,376	2,143,917
Accrued interest on debentures	61,472	72,891
Accrued payroll liabilities	1,278,876	1,109,895
Accrued Expenses	3,415,422	2,402,166
Receipts in advance	242,144	246,392
Prepaid rates	590,589	666,064
Bonds and deposits held	1,030,806	890,310
	6,981,685	7,531,635

MATERIAL ACCOUNTING POLICIES

Financial liabilities

Financial liabilities are initially recognised at fair value when the City becomes a party to the contractual provisions of the instrument.

Non-derivative financial liabilities (excluding financial guarantees) are subsequently measured at amortised cost.

Financial liabilities are derecognised where the related obligations are discharged, cancelled or expired. The difference between the carrying amount of the financial liability extinguished or transferred to another party and any consideration paid, including the transfer of non-cash assets or liabilities assumed, is recognised in profit or loss.

Trade and other payables

Trade and other payables represent liabilities for goods and services provided to the City prior to the end of the financial year that are unpaid and arise when the City becomes obliged to make future payments in respect of the purchase of these goods and services. The amounts are unsecured, are recognised as a current liability and are usually paid within 30 days of recognition. The carrying amounts of trade and other payables are considered to be the same as their fair values, due to their short-term nature.

Prepaid rates

Prepaid rates are, until the taxable event has occurred (start of the next financial year), refundable at the request of the ratepayer. Rates received in advance are initially recognised as a financial liability. When the taxable event occurs, the financial liability is extinguished and the City recognises income for the prepaid rates that have not been refunded.

**CITY OF FREMANTLE
NOTES TO AND FORMING PART OF THE FINANCIAL REPORT
FOR THE YEAR ENDED 30 JUNE 2025**

14. OTHER LIABILITIES

	2025	2024
	\$	\$
Current		
Contract liabilities	675,782	466,765
Capital grant/contributions liabilities	4,068,512	519,211
	<u>4,744,294</u>	<u>985,976</u>
Non-current		
Capital grant/contributions liabilities	724,421	4,087,974
	<u>724,421</u>	<u>4,087,974</u>
Reconciliation of changes in contract liabilities		
Opening balance	466,765	549,539
Additions	555,661	432,523
Revenue from contracts with customers included as a contract liability at the start of the period	<u>(346,644)</u>	<u>(515,297)</u>
	675,782	466,765
<p>The aggregate amount of the performance obligations unsatisfied (or partially unsatisfied) in relation to these contract liabilities was \$5,139,165 (2024: \$5,073,950)</p> <p>The City expects to satisfy the performance obligations, from contracts with customers unsatisfied at the end of the reporting period, within the next 12 months.</p>		
Reconciliation of changes in capital grant/contribution liabilities		
Opening balance	4,607,185	4,702,058
Additions	760,974	297,954
Revenue from capital grant/contributions held as a liability at the start of the period	<u>(575,226)</u>	<u>(392,827)</u>
	4,792,933	4,607,185
Expected satisfaction of capital grant/contribution liabilities		
Less than 1 year	4,068,512	519,211
	<u>4,068,512</u>	<u>519,211</u>

Performance obligations in relation to capital grant/contribution liabilities are satisfied as project milestones are met or completion of construction or acquisition of the asset.

MATERIAL ACCOUNTING POLICIES

Contract liabilities

Contract liabilities represent the City's obligation to transfer goods or services to a customer for which the City has received consideration from the customer.

Contract liabilities represent obligations which are not yet satisfied. Contract liabilities are recognised as revenue when the performance obligations in the contract are satisfied.

Capital grant/contribution liabilities

Capital grant/contribution liabilities represent the City's obligations to construct recognisable non-financial assets to identified specifications to be controlled by the City which are yet to be satisfied. Capital grant/contribution liabilities are recognised as income when the obligations in the contract are satisfied.

Fair values for non-current capital grant/contribution liabilities, not expected to be extinguished within 12 months, are based on discounted cash flows of expected cashflows to satisfy the obligations using a current borrowing rate. They are classified as level 3 fair values in the fair value hierarchy (see Note 25(i)) due to the unobservable inputs, including own credit risk.

**CITY OF FREMANTLE
NOTES TO AND FORMING PART OF THE FINANCIAL REPORT
FOR THE YEAR ENDED 30 JUNE 2025**

15. BORROWINGS

	Note	2025			2024		
		Current	Non-current	Total	Current	Non-current	Total
Secured		\$	\$	\$	\$	\$	\$
Debentures		1,294,458	15,226,927	16,521,385	1,597,780	16,541,472	18,139,252
Loans- Associates Funded		373,935	0	373,935	394,730	0	394,730
Total secured borrowings	29(a)	1,668,393	15,226,927	16,895,320	1,992,510	16,541,472	18,533,982

Secured liabilities and assets pledged as security

Debentures, bank overdrafts and bank loans are secured by a floating charge over the assets of the City of Fremantle. Other loans relate to transferred receivables. Refer to Note 5.

The City of Fremantle has complied with the financial covenants of its borrowing facilities during the 2024 and 2023 years.

MATERIAL ACCOUNTING POLICIES

Borrowing costs

The City has elected to recognise borrowing costs as an expense when incurred regardless of how the borrowings are applied.

Fair values of borrowings are not materially different to their carrying amounts, since the interest payable on those borrowings is either close to current market rates or the borrowings are of a short term nature.

Borrowings fair values are based on discounted cash flows using a current borrowing rate. They are classified as level 3 fair values in the fair value hierarchy (see Note 25(i)) due to the unobservable inputs, including own credit risk.

Risk

Information regarding exposure to risk can be found at Note 23.

Details of individual borrowings required by regulations are provided at Note 29.

**CITY OF FREMANTLE
NOTES TO AND FORMING PART OF THE FINANCIAL REPORT
FOR THE YEAR ENDED 30 JUNE 2025**

16. EMPLOYEE RELATED PROVISIONS

Employee Related Provisions

	2025	2024
	\$	\$
Current provisions		
Employee benefit provisions		
Annual leave	3,126,092	2,863,162
Long service leave	3,395,590	3,237,895
	<u>6,521,682</u>	<u>6,101,057</u>
Total current employee related provisions	6,521,682	6,101,057
Non-current provisions		
Employee benefit provisions		
Long service leave	1,742,930	1,452,671
	<u>1,742,930</u>	<u>1,452,671</u>
Total employee related provisions	8,264,612	7,553,728

Provision is made for benefits accruing to employees in respect of wages and salaries, annual leave and long service leave and associated on costs for services rendered up to the reporting date and recorded as an expense during the period the services are delivered.

Annual leave liabilities are classified as current, as there is no unconditional right to defer settlement for at least 12 months after the end of the reporting period. Assessments indicate that actual settlement of the liabilities is expected to occur as follows:

	Note	2025	2024
		\$	\$
Amounts are expected to be settled on the following basis:			
Less than 12 months after the reporting date		6,521,682	6,101,057
More than 12 months from reporting date		1,742,930	1,452,671
		<u>8,264,612</u>	<u>7,553,728</u>

Expected reimbursements of employee related provisions from other WA local governments included within other receivables	5	245,513	221,136
--	---	---------	---------

MATERIAL ACCOUNTING POLICIES

Employee benefits

The City's obligations for employees' annual leave, long service leave and other employee leave entitlements are recognised as employee related provisions in the Statement of Financial Position.

Short-term employee benefits

Provision is made for the City's obligations for short-term employee benefits. Short-term employee benefits are benefits (other than termination benefits) that are expected to be settled wholly before 12 months after the end of the annual reporting period in which the employees render the related service, including wages, salaries and sick leave. Short-term employee benefits are measured at the (undiscounted) amounts expected to be paid when the obligation is settled.

The City's obligations for short-term employee benefits such as wages, salaries and sick leave are recognised as a part of current trade and other payables in the statement of financial position.

Other long-term employee benefits

Long-term employee benefits provisions are measured at the present value of the expected future payments to be made to employees. Expected future payments incorporate anticipated future wage and salary levels, durations of service and employee departures and are discounted at rates determined by reference to market yields at the end of the reporting period on government bonds that have maturity dates that approximate the terms of the obligations. Any remeasurements for changes in assumptions of obligations for other long-term employee benefits are recognised in profit or loss in the periods in which the changes occur.

The City's obligations for long-term employee benefits are presented as non-current provisions in its statement of financial position, except where the City does not have an unconditional right to defer settlement for at least 12 months after the end of the reporting period, in which case the obligations are presented as current provisions.

**CITY OF FREMANTLE
NOTES TO AND FORMING PART OF THE FINANCIAL REPORT
FOR THE YEAR ENDED 30 JUNE 2025**

17. REVALUATION SURPLUS

	2025 Opening Balance	Total Movement on Revaluation	2025 Closing Balance	2024 Opening Balance	Total Movement on Revaluation	2024 Closing Balance
	\$	\$	\$	\$	\$	\$
Revaluation surplus - Land - freehold land	109,119,537	0	109,119,537	90,071,084	19,048,453	109,119,537
Revaluation surplus - Buildings - non-specialised	142,482,025	0	142,482,025	146,823,948	(4,341,923)	142,482,025
Revaluation surplus - Infrastructure - Roads	140,166,823	0	140,166,823	140,166,823	0	140,166,823
Revaluation surplus - Infrastructure - Paths	25,794,829	0	25,794,829	25,794,829	0	25,794,829
Revaluation surplus - Infrastructure - Drainage	41,666,856	0	41,666,856	41,666,856	0	41,666,856
Revaluation surplus - Infrastructure - Parks	55,179,846	0	55,179,846	55,179,846	0	55,179,846
Revaluation surplus - Infrastructure - Other	7,959,535	0	7,959,535	7,959,535	0	7,959,535
	522,369,451	0	522,369,451	507,662,921	14,706,530	522,369,451

DRAFT

**CITY OF FREMANTLE
NOTES TO AND FORMING PART OF THE FINANCIAL REPORT
FOR THE YEAR ENDED 30 JUNE 2025**

18. NOTES TO THE STATEMENT OF CASH FLOWS

(a) Reconciliation of Cash

For the purposes of the Statement of Cash Flows, cash includes cash and cash equivalents, net of outstanding bank overdrafts. Cash at the end of the reporting period is reconciled to the related items in the Statement of Financial Position as follows:

	Note	2025 Actual \$	2024 Actual \$
Cash and cash equivalents	3	6,820,625	10,539,663
Restrictions			
The following classes of financial assets have restrictions imposed by regulations or other externally imposed requirements which limit or direct the purpose for which the resources may be used:			
- Cash and cash equivalents	3	5,775,099	1,876,286
- Financial assets at amortised cost	4	19,583,819	16,992,238
		25,358,918	18,868,524
The restricted financial assets are a result of the following specific purposes to which the assets may be used:			
Restricted reserve accounts	30	19,583,818	16,992,238
Contract liabilities	14	675,782	466,765
Capital grant liabilities	14	4,068,512	519,211
Bonds and Deposits Held		1,030,806	890,310
Total restricted financial assets		25,358,918	18,868,524

**(b) Reconciliation of Net Result to Net Cash Provided
By Operating Activities**

Net result		(6,436,413)	2,280,757
Non-cash items:			
Adjustments to fair value of financial assets at fair value through profit or loss		8,878	(4,203)
Adjustments to fair value of investment property		(1,114,988)	(8,955,675)
Adjustments to fair value of assets held for sale		0	303,299
Adjustment of ROU assets		0	(2,020)
Depreciation/amortisation		21,630,698	21,988,037
(Profit)/loss on sale of asset		6,567	87,013
Share of profits of associates		0	(46,587)
Changes in assets and liabilities:			
(Increase)/decrease in trade and other receivables		362,390	(890,210)
(Increase)/decrease in other assets		(322,839)	(563,207)
(Increase)/decrease in inventories		(11,867)	(23,567)
Increase/(decrease) in trade and other payables		(549,950)	90,144
Increase/(decrease) in employee related provisions		710,884	500,360
Increase/(decrease) in other liabilities		394,765	(177,647)
Capital grants, subsidies and contributions		(2,653,879)	(1,412,971)
Net cash provided by/(used in) operating activities		11,879,246	13,173,523

**(c) Undrawn Borrowing Facilities
Credit Standby Arrangements**

Credit card limit		450,000	450,000
Credit card balance at balance date		0	69,911
Total amount of credit unused		450,000	519,911

Loan facilities

Loan facilities - current		1,668,393	1,992,510
Loan facilities - non-current		15,226,927	16,541,472
Total facilities in use at balance date		16,895,320	18,533,982

**CITY OF FREMANTLE
NOTES TO AND FORMING PART OF THE FINANCIAL REPORT
FOR THE YEAR ENDED 30 JUNE 2025**

19. CONTINGENT LIABILITIES

In compliance with the *Contaminated Sites Act 2003*, the City has identified possible sites of contamination.

Until the City conducts an investigation to determine the presence and scope of contamination, assesses the risk and agrees with the Department of Water and Environmental Regulation on the need and criteria for remediation, the City is unable to estimate the potential costs associated with remediation of these sites. This approach is consistent with the Department of Water and Environment Regulation guidelines.

20. CAPITAL COMMITMENTS

	2025	2024
	\$	\$
Contracted for:		
- capital expenditure projects	5,691,216	3,051,491
	5,691,216	3,051,491
Payable:		
- not later than one year	5,438,092	3,051,491

The capital expenditure projects outstanding at the end of the current reporting period mainly represents:

Project Description	\$
(i) Program - Plant, Equipment & Vehicles	1,351,995
(ii) 38-40 Henry St - Façade Upgrades	837,896
(iii) Program - Black Spot - Stevens & Amherst St Roundabout Const	335,798
(iv) Fitout - WCC - Level 1,2&3 AC infrastructure	251,708
(v) Bathers Beach - beach enclosure	285,053
(vi) Market St / Collie St - New Public Toilet	266,133

**CITY OF FREMANTLE
NOTES TO AND FORMING PART OF THE FINANCIAL REPORT
FOR THE YEAR ENDED 30 JUNE 2025**

21. RELATED PARTY TRANSACTIONS

(a) Elected Member Remuneration

Fees, expenses and allowances to be paid or reimbursed to elected council members.

	2025 Actual	2025 Budget	2024 Actual
Note	\$	\$	\$
Mayor's annual allowance	100,838	108,283	93,380
Mayor's meeting attendance fees	53,383	57,324	49,435
Mayor's annual allowance for ICT expenses	3,500	3,500	3,500
Mayor's travel and accommodation expenses	3,261	4,000	1,758
	<u>160,982</u>	<u>173,107</u>	<u>148,073</u>
Deputy Mayor's annual allowance	25,210	27,071	22,780
Deputy Mayor's meeting attendance fees	35,592	38,220	32,074
Deputy Mayor's annual allowance for ICT expenses	3,500	3,500	3,406
Deputy Mayor's travel and accommodation expenses	0	0	250
	<u>64,302</u>	<u>68,791</u>	<u>58,510</u>
All other council member's meeting attendance fees	320,328	343,980	316,666
All other council member's other approved expenses	1,150	5,000	376
All other council member's annual allowance for ICT expenses	31,500	31,500	33,627
All other council member's travel and accommodation expenses	204	1,000	221
	<u>353,182</u>	<u>381,480</u>	<u>350,889</u>
21(b)	<u>578,466</u>	<u>623,378</u>	<u>557,473</u>

(b) Key Management Personnel (KMP) Compensation

The total of compensation paid to KMP of the City during the year are as follows:

	2,025 Actual	2024 Actual
Note	\$	\$
Short-term employee benefits	1,311,368	1,224,866
Post-employment benefits	135,946	128,932
Employee - other long-term benefits	47,589	39,970
Employee - termination benefits	0	108,616
Council member costs	578,466	557,473
21(a)	<u>2,073,369</u>	<u>2,059,858</u>

Short-term employee benefits

These amounts include all salary and fringe benefits awarded to KMP except for details in respect to fees and benefits paid to council members which may be separately found in the table above.

Post-employment benefits

These amounts are the current-year's cost of the City's superannuation contributions made during the year.

Other long-term benefits

These amounts represent annual leave and long service leave entitlements accruing during the year.

Termination benefits

These amounts represent termination benefits paid to KMP (Note: may or may not be applicable in any given year).

Council member costs

These amounts represent payments of member fees, expenses, allowances and reimbursements during the year.

**CITY OF FREMANTLE
NOTES TO AND FORMING PART OF THE FINANCIAL REPORT
FOR THE YEAR ENDED 30 JUNE 2025**

21. RELATED PARTY TRANSACTIONS

Transactions with related parties

Transactions between related parties and the City are on normal commercial terms and conditions, no more favourable than those available to other parties, unless otherwise stated.

No outstanding balances or provisions for doubtful debts or guarantees exist in relation to related parties at year end.

In addition to KMP compensation above the following transactions occurred with related parties:

	2025 Actual \$	2024 Actual \$
Purchase of goods and services	0	51,931

Related Parties

The City's main related parties are as follows:

i. Key management personnel

Any person(s) having authority and responsibility for planning, directing and controlling the activities of the entity, directly or indirectly, including any council member, are considered key management personnel and are detailed in Notes 21(a) and 21(b)

ii. Other Related Parties

An associate person of KMP was employed by the City under normal employment terms and conditions.

Any entity that is controlled by or over which KMP, or close family members of KMP, have authority and responsibility for planning, directing and controlling the activity of the entity, directly or indirectly, are considered related parties in relation to the City.

Outside of normal citizen type transactions with the City, there were no other related party transactions involving key management personnel and/or their close family members and/or their controlled (or jointly controlled) entities.

iii. Entities subject to significant influence by the City

There were no such entities requiring disclosure during the current or previous year.

**CITY OF FREMANTLE
NOTES TO AND FORMING PART OF THE FINANCIAL REPORT
FOR THE YEAR ENDED 30 JUNE 2025**

22. INVESTMENT IN ASSOCIATES

Investment in associates

Set out in the table below are the associates of the City. All associates are measured using the equity method. Western Australia is the principal place of business for all associates.

Name of entity	% of ownership interest		2025	2024
	2025	2024	Actual \$	Actual \$
Southern Metropolitan Regional Council (SMRC) [known now as Resource Recovery Group (RRG)]	21.07%	20.99%	2,393,377	2,393,377
SMRC Existing Undertakings Proportional Equity Share:	21.07%	20.99%		
Office Accommodation Project Proportional Equity Share:	21.42%	21.29%		
RRRC Project Proportional Equity Share:	20.85%	20.86%	0	0
Total equity-accounted investments			2,393,377	2,393,377

The SMRC is a statutory local government authority established in 1991 by the local governments of Canning, Cockburn, East Fremantle, Fremantle, Kwinana, Melville, and Rockingham.

The SMRC is responsible for developing environmentally sustainable waste management solutions for the communities of the Participants.

The member local governments have jointly agreed to establish SMRC under an Establishment Agreement and each participant may participate in regional projects that are governed by a Participants' Project Agreement.

There are two core projects, being:

1. The Regional Resource Recovery Centre (RRRC) Project and;
2. The Office Accommodation Project.

Both the projects were established through separate project participants' agreements. The City of Kwinana are not participants in the RRRC project. In addition to the above two projects, the support activities of SMRC such as Administrative activities, Education and Marketing and Research and Development, are referred to as Existing Undertakings.

Over the period the following local governments have since withdrawn from the Regional Council: City of Canning in June 2010, City of Rockingham in June 2012 and City of Cockburn in June 2019.

(a) Existing Undertakings

The historical annual contributions made by Participants to the Existing Undertakings are used to determine the proportional contribution percentage of each Participant to the Existing Undertakings. The Council's share as on 30 June 2024:

SMRC Existing Undertakings Proportional Equity Share: **21.07%**

(b) Regional Resource Recovery Centre (RRRC) Project

RRRC Project Participants shall make an annual contribution towards the acquisition of any asset of a capital nature required by the Project, plus pay gate fees for each tonne of waste they deliver to the facility to cover the operating costs.

The annual contribution shall be an amount which bears the same proportion to the cost of the acquisition disclosed in the Project Budget for the financial year as the Population of the Project Participant bears to the total of the Populations of all Project Participants.

The capital costs for each participating Local Government member is based on the Australian Bureau of Statistics population statistics. Each project participant will develop equity in the project equal to the relevant proportion of the total capital loan repayments made by that project participant.

The Council's share as on 30 June 2024:
RRRC Project Proportional Equity Share: **20.85%**

RRRC - Lending Facility

The capital construction of the RRRC facility was funded by borrowings from Western Australian Treasury Corporation (WATC). The lending facility was fully repaid on the 30 June 2023.

The SMRC administer the borrowings with the project participants making quarterly contributions equal to the repayment costs of these borrowings.

The Council guaranteed by way of agreement to its share of the loan liability to the SMRC and the WATC. The Council's estimated share of the project funding is based on population percentages as derived from the Australian Bureau of Statistics census. These are revised yearly over the life of the lending facility.

As at 30 June 2024, the balance outstanding against the lending facility stood at:
with the Council's share of this liability being:

using the current cost/profit sharing percentage of: **12.12%**

**CITY OF FREMANTLE
NOTES TO AND FORMING PART OF THE FINANCIAL REPORT
FOR THE YEAR ENDED 30 JUNE 2025**

22. INVESTMENT IN ASSOCIATES (Continued)

(c) Office Accommodation Project

The Office Project pertains to SMRC's office located at 9 Aldous Place, Booragoon, Western Australia. The Council's equity share of the project is based on their proportional populations.

The Council's share as on 30 June 2024:

Office Accommodation Project Proportional Equity Share: **21.42%**

Office Accommodation - Lending Facility

As a SMRC participant, Council has guaranteed by way of security to the Western Australian Treasury Corporation, a charge over its' general funds for its' share of any outstanding debenture borrowings provided for the SMRC administration building at 9 Aldous Place Booragoon. This facility has a limit of \$2 million.

As at 30 June 2024, the balance outstanding against the lending facility stood at: **1,708,024**
with the Council's share of this liability being: **386,184**
using the current cost/profit sharing percentage of: **22.61%**

Resource Recovery Group (RRG)

Note	2025	2024
	Actual (Unaudited)	Actual (Audited)
	\$	\$
Current Assets	13,436,740	13,436,740
Non-Current Assets	16,532,226	16,532,226
Current Liabilities	(6,918,829)	(6,918,829)
Non-Current Liabilities	(11,633,177)	(11,633,177)
Net Assets (100%)	11,416,960.0	11,416,960
Revenue	19,676,410	19,676,410
Depreciation on Non-Current Assets	(3,693,580)	(3,693,580)
Finance costs	(293,991)	(293,991)
Net Result for the period	(2,745,854)	(2,745,854)
Total comprehensive income (100%)	(2,745,854)	(2,745,854)
City of Fremantle Share in Investment in Resource Recovery Group (RRG)		
Cash and cash equivalents	776,028	776,028
Other current assets	2,030,735	2,030,735
Total current assets	2,806,763	2,806,763
Non-current assets	3,485,357	3,485,357
Total assets	6,292,120	6,292,120
Current financial liabilities		
Other current liabilities	1,444,757	1,444,757
Total current liabilities	1,444,757	1,444,757
Non-current financial liabilities		
Other non-current liabilities	2,453,986	2,453,986
Total non-current liabilities	2,453,986	2,453,986
Total liabilities	3,898,743	3,898,743
Net assets	2,393,377	2,393,377
Reconciliation to carrying amounts		
Opening net assets 1 July	2,393,377	2,346,790
Profit/(Loss) for the period	0	46,587
Closing net asset 1 July	2,393,377	2,393,377
Carrying amount at 1 July	2,393,377	2,346,790
- Share of associates net profit/(loss) for the period	0	46,587
Carrying amount at 30 June (Refer to Note 22)	2,393,377	2,393,377

SIGNIFICANT ACCOUNTING POLICIES

Investments in associates

An associate is an entity over which the City has significant influence, that is it has the power to participate in the financial and operating policy decisions of the investee but not control or joint control of those policies.

Investments in associates are accounted for using the equity method. The equity method of accounting, is whereby the investment is initially recognised at cost and adjusted thereafter for the post-acquisition change in the City's share of net assets of the associate. In addition, the City's share of the profit or loss of the associate is included in the City's profit or loss.

**CITY OF FREMANTLE
NOTES TO AND FORMING PART OF THE FINANCIAL REPORT
FOR THE YEAR ENDED 30 JUNE 2025**

23. FINANCIAL RISK MANAGEMENT

This note explains the City's exposure to financial risks and how these risks could affect the City's future financial performance.

Risk	Exposure arising from	Measurement	Management
Market risk - interest rates	Long term borrowings at variable rates	Sensitivity analysis	Utilise fixed interest rate borrowings
Credit risk	Cash and cash equivalents, trade receivables, financial assets and debt investments	Aging analysis Credit analysis	Diversification of bank deposits, credit limits. Investment policy
Liquidity risk	Borrowings and other liabilities	Rolling cash flow forecasts	Availability of committed credit lines and borrowing facilities

The City does not engage in transactions expressed in foreign currencies and is therefore not subject to foreign currency risk.

Financial risk management is carried out by the finance department under policies approved by the council. The finance department identifies, evaluates and manages financial risks in close co-operation with the operating divisions. Council have approved the overall risk management policy and provide policies on specific areas such as investment policy.

(a) Interest rate risk

Cash and cash equivalents

The City's main interest rate risk arises from cash and cash equivalents with variable interest rates, which exposes the City to cash flow interest rate risk. Short term overdraft facilities also have variable interest rates however these are repaid within 12 months, reducing the risk level to minimal.

Excess cash and cash equivalents are invested in fixed interest rate term deposits which do not expose the City to cash flow interest rate risk. Cash and cash equivalents required for working capital are held in variable interest rate accounts and non-interest bearing accounts. Carrying amounts of cash and cash equivalents at the 30 June and the weighted average interest rate across all cash and cash equivalents, term deposits, and Treasury bonds held disclosed as financial assets at amortised cost are reflected in the table below.

	Weighted Average Interest Rate	Carrying Amounts	Fixed Interest Rate	Variable Interest Rate	Non Interest Bearing
	%	\$	\$	\$	\$
2025					
Cash and cash equivalents	0.70%	6,820,625	0	6,820,625	0
Financial assets at amortised cost - term deposits	4.12%	37,109,866	37,109,866	0	0
2024					
Cash and cash equivalents	0.81%	10,539,663	5,170,127	5,369,536	0
Financial assets at amortised cost - term deposits	3.91%	32,500,033	32,500,033	0	0

Sensitivity

Profit or loss is sensitive to higher/lower interest income from cash and cash equivalents as a result of changes in interest rates.

	2025	2024
	\$	\$
Impact of a 1% movement in interest rates on profit or loss and equity*	68,206	53,695

* Holding all other variables constant

Borrowings

Borrowings are subject to interest rate risk - the risk that movements in interest rates could adversely affect funding costs. The City manages this risk by borrowing long term and fixing the interest rate to the situation considered the most advantageous at the time of negotiation. The City does not consider there to be any interest rate risk in relation to borrowings. Details of interest rates applicable to each borrowing may be found at Note 29(a).

**CITY OF FREMANTLE
NOTES TO AND FORMING PART OF THE FINANCIAL REPORT
FOR THE YEAR ENDED 30 JUNE 2025**

23. FINANCIAL RISK MANAGEMENT (Continued)

(b) Credit risk

Trade and Other Receivables

The City's major trade and other receivables comprise contractual non-statutory user fees and charges, grants, contributions and reimbursements. The major risk associated with these receivables is credit risk – the risk that the debts may not be repaid. The City manages this risk by monitoring outstanding debt and employing debt recovery policies.

The level of outstanding receivables is reported to council monthly and benchmarks are set and monitored for acceptable collection performance.

The City applies the AASB 9 simplified approach to measuring expected credit losses using a lifetime expected loss allowance for all trade and other receivables. To measure the expected credit losses, receivables from grants, contributions and reimbursements are separated from other trade receivables due to the difference in payment terms and security.

The expected loss rates are based on the payment profiles of trade and other receivables over a period of 36 months before 1 July 2024 or 1 July 2025 respectively and the corresponding historical losses experienced within this period. Historical credit loss rates are adjusted to reflect current and forward-looking information on macroeconomic factors such as the ability of users to settle the receivables.

The loss allowance as at 30 June 2025 and 30 June 2024 was determined as follows for trade and other receivables.

	Current	More than 30 days past due	More than 60 days past due	More than 90 days past due	Total
30 June 2025					
Trade receivables					
Expected credit loss	1.02%	5.10%	9.23%	58.62%	
Gross carrying amount	405,084	83,238	52,051	130,315	670,688
Loss allowance	4,120	4,243	4,805	76,394	89,562
30 June 2024					
Trade receivables					
Expected credit loss	0.00%	0.00%	1.50%	45.00%	
Gross carrying amount	407,620	181,730	85,739	453,543	1,128,632
Loss allowance	0	0	1,286	204,094	205,380

**CITY OF FREMANTLE
NOTES TO AND FORMING PART OF THE FINANCIAL REPORT
FOR THE YEAR ENDED 30 JUNE 2025**

23. FINANCIAL RISK MANAGEMENT (Continued)

(b) Credit risk

The loss allowances for trade, other receivables and contract assets as at 30 June reconcile to the opening loss allowances as follows:

	Trade receivables		Other receivables		Contract Assets	
	2025 Actual	2024 Actual	2025 Actual	2024 Actual	2025 Actual	2024 Actual
Opening loss allowance as at 1 July	\$ 205,380	\$ 160,938	\$ 0	\$ 0	\$ 0	\$ 0
Increase in loss allowance recognised in profit or loss during the year	20,859	44,442	0	0	0	0
Receivables written off during the year as uncollectible	(136,677)	0	0	0	0	0
Closing loss allowance at 30 June	89,562	205,380	0	0	0	0

Trade, other receivables and contract assets are written off where there is no reasonable expectation of recovery. Indicators that there is no reasonable expectation of recovery include, amongst others, the failure of a debtor to engage in a repayment plan with the City, and a failure to make contractual payments for a period of greater than 120 days past due.

Impairment losses on rates and statutory receivables, trade, other receivables and contract assets are presented as net impairment losses within other expenditure. Subsequent recoveries of amounts previously written off are credited against the same line item.

Contract Assets

The City's contract assets represent work completed, which have not been invoiced at year end. This is due to the City not having met all the performance obligations in the contract which give an unconditional right to receive consideration. The City applies the simplified approach to measure expected credit losses which uses a lifetime expected loss allowance for all contract assets. To measure the expected credit losses, contract assets have been grouped based on shared credit risk characteristics and the days past due. Contract assets have substantially the same risk characteristics as the trade receivables for the same types of contracts. The City has therefore concluded that the expected loss rates for trade receivables are a reasonable approximation of the loss rates for the contract assets.

**CITY OF FREMANTLE
NOTES TO AND FORMING PART OF THE FINANCIAL REPORT
FOR THE YEAR ENDED 30 JUNE 2025**

23. FINANCIAL RISK MANAGEMENT (Continued)

(c) Liquidity risk

Payables and borrowings

Payables and borrowings are both subject to liquidity risk – that is the risk that insufficient funds may be on hand to meet payment obligations as and when they fall due. The City manages this risk by monitoring its cash flow requirements and liquidity levels and maintaining an adequate cash buffer. Payment terms can be extended and overdraft facilities drawn upon if required and disclosed in Note 18(c).

The contractual undiscounted cash flows of the City's payables and borrowings are set out in the liquidity table below. Balances due within 12 months equal their carrying balances, as the impact of discounting is not significant.

	Due within 1 year	Due between 1 & 5 years	Due after 5 years	Total contractual cash flows	Carrying values
	\$	\$	\$	\$	\$
<u>2025</u>					
Trade and other payables	6,981,685	0	0	6,981,685	6,981,685
Borrowings	1,668,392	5,258,317	9,968,609	16,895,318	16,895,320
Lease liabilities	266,529	734,282	55,885	1,056,696	1,056,694
	<u>8,916,606</u>	<u>5,992,599</u>	<u>10,024,494</u>	<u>24,933,699</u>	<u>24,933,699</u>
<u>2024</u>					
Trade and other payables	7,531,635	0	0	7,531,635	7,531,635
Borrowings	1,992,510	4,478,792	12,062,680	18,533,982	18,533,982
Lease liabilities	612,230	533,890	81,684	1,227,804	1,172,058
	<u>10,136,375</u>	<u>5,012,682</u>	<u>12,144,364</u>	<u>27,293,421</u>	<u>27,237,675</u>

**CITY OF FREMANTLE
NOTES TO AND FORMING PART OF THE FINANCIAL REPORT
FOR THE YEAR ENDED 30 JUNE 2025**

24. EVENTS OCCURRING AFTER THE END OF THE REPORTING PERIOD

There have been no material events after the reporting period which would affect the financial report of the City for the year ended 30 June 2025.

DRAFT

**CITY OF FREMANTLE
NOTES TO AND FORMING PART OF THE FINANCIAL REPORT
FOR THE YEAR ENDED 30 JUNE 2025**

25. OTHER MATERIAL ACCOUNTING POLICIES

a) Goods and services tax (GST)

Revenues, expenses and assets are recognised net of the amount of GST, except where the amount of GST incurred is not recoverable from the Australian Taxation Office (ATO).

Receivables and payables are stated inclusive of GST receivable or payable. The net amount of GST recoverable from, or payable to, the ATO is included with receivables or payables in the statement of financial position.

Cash flows are presented on a gross basis. The GST components of cash flows arising from investing or financing activities which are recoverable from, or payable to, the ATO are presented as operating cash flows.

b) Current and non-current classification

The asset or liability is classified as current if it is expected to be settled within the next 12 months, being the City's operational cycle. In the case of liabilities where the City does not have the unconditional right to defer settlement beyond 12 months, such as vested long service leave, the liability is classified as current even if not expected to be settled within the next 12 months. Inventories held for trading are classified as current or non-current based on the City's intentions to release for sale.

c) Rounding off figures

All figures shown in this annual financial report, other than a rate in the dollar, are rounded to the nearest dollar. Amounts are presented in Australian Dollars.

d) Comparative figures

Where required, comparative figures have been adjusted to conform with changes in presentation for the current financial year.

When the City applies an accounting policy retrospectively, makes a retrospective restatement or reclassifies items in its financial statements that has a material effect on the statement of financial position, an additional (third) Statement of Financial Position as at the beginning of the preceding period in addition to the minimum comparative financial report is presented.

e) Budget comparative figures

Unless otherwise stated, the budget comparative figures shown in this annual financial report relate to the original budget estimate for the relevant item of disclosure.

f) Superannuation

The City contributes to a number of Superannuation Funds on behalf of employees. All funds to which the City contributes are defined contribution plans.

g) Fair value of assets and liabilities

Fair value is the price that the City would receive to sell the asset or would have to pay to transfer a liability, in an orderly (i.e. unforced) transaction between independent, knowledgeable and willing market participants at the measurement date.

As fair value is a market-based measure, the closest equivalent observable market pricing information is used to determine fair value. Adjustments to market values may be made having regard to the characteristics of the specific asset or liability. The fair values of assets that are not traded in an active market are determined using one or more valuation techniques. These valuation techniques maximise, to the extent possible, the use of observable market data.

To the extent possible, market information is extracted from either the principal market for the asset or liability (i.e. the market with the greatest volume and level of activity for the asset or liability) or, in the absence of such a market, the most advantageous market available to the entity at the end of the reporting period (i.e. the market that maximises the receipts from the sale of the asset after taking into account transaction costs and transport costs).

For non-financial assets, the fair value measurement also takes into account a market participant's ability to use the asset in its highest and best use or to sell it to another market participant that would use the asset in its highest and best use.

h) Interest revenue

Interest revenue is calculated by applying the effective interest rate to the gross carrying amount of a financial asset measured at amortised cost except for financial assets that subsequently become credit-impaired. For credit-impaired financial assets the effective interest rate is applied to the net carrying amount of the financial asset (after deduction of the loss allowance).

i) Fair value hierarchy

AASB 13 *Fair Value Measurement* requires the disclosure of fair value information by level of the fair value hierarchy, which categorises fair value measurement into one of three possible levels based on the lowest level that an input that is significant to the measurement can be categorised into as follows:

Level 1

Measurements based on quoted prices (unadjusted) in active markets for identical assets or liabilities that the entity can access at the measurement date.

Level 2

Measurements based on inputs other than quoted prices included in Level 1 that are observable for the asset or liability, either directly or indirectly.

Level 3

Measurements based on unobservable inputs for the asset or liability.

The fair values of assets and liabilities that are not traded in an active market are determined using one or more valuation techniques. These valuation techniques maximise, to the extent possible, the use of observable market data. If all significant inputs required to measure fair value are observable, the asset or liability is included in Level 2. If one or more significant inputs are not based on observable market data, the asset or liability is included in Level 3.

Valuation techniques

The City selects a valuation technique that is appropriate in the circumstances and for which sufficient data is available to measure fair value. The availability of sufficient and relevant data primarily depends on the specific characteristics of the asset or liability being measured. The valuation techniques selected by the City are consistent with one or more of the following valuation approaches:

Market approach

Valuation techniques that use prices and other relevant information generated by market transactions for identical or similar assets or liabilities.

Income approach

Valuation techniques that convert estimated future cash flows or income and expenses into a single discounted present value.

Cost approach

Valuation techniques that reflect the current replacement cost of the service capacity of an asset.

Each valuation technique requires inputs that reflect the assumptions that buyers and sellers would use when pricing the asset or liability, including assumptions about risks. When selecting a valuation technique, the City gives priority to those techniques that maximise the use of observable inputs and minimise the use of unobservable inputs. Inputs that are developed using market data (such as publicly available information on actual transactions) and reflect the assumptions that buyers and sellers would generally use when pricing the asset or liability are considered observable, whereas inputs for which market data is not available and therefore are developed using the best information available about such assumptions are considered unobservable.

j) Impairment of assets

In accordance with Australian Accounting Standards the City's assets, other than inventories, are assessed at each reporting date to determine whether there is any indication they may be impaired.

Where such an indication exists, an impairment test is carried out on the asset by comparing the recoverable amount of the asset, being the higher of the asset's fair value less costs to sell and value in use, to the asset's carrying amount except for non-financial assets that are:

- land and buildings classified as property, plant and equipment;
- infrastructure; or
- vested improvements that the local government controls, in circumstances where there has been an impairment indication of a general decrease in asset values.

These non-financial assets are assessed in accordance with the regulatory framework detailed in Note 10.

Any excess of the asset's carrying amount over its recoverable amount is recognised immediately in profit or loss, unless the asset is carried at a revalued amount in accordance with another Standard (e.g. AASB 116 *Property, Plant and Equipment*) whereby any impairment loss of a revalued asset is treated as a revaluation decrease in accordance with that other Standard.

**CITY OF FREMANTLE
NOTES TO AND FORMING PART OF THE FINANCIAL REPORT
FOR THE YEAR ENDED 30 JUNE 2025**

26. FUNCTION AND ACTIVITY

(a) Service objectives and descriptions

City operations as disclosed in this financial report encompass the following service orientated functions and activities.

Objective	Description
<p>Governance To provide a decision making process for the efficient allocation of resources.</p>	Includes the activities of members of the Council and the administrative support available to the Council for the provision of governance of the district. Other costs relate to the task of assisting elected members and ratepayers on matters which do not concern specific Council services.
<p>General purpose funding To collect revenue to allow the provision of services.</p>	Rates, general purpose government grants and interest revenue.
<p>Law, order, public safety To provide services to ensure a safer and environmentally conscious community.</p>	Supervision and enforcement of various local laws relating to fire prevention, animal control and other aspects of public safety including emergency services.
<p>Health To provide services to disadvantaged persons, the elderly, children and youth.</p>	Inspection of food outlets and their control, provision of noise control and waste disposal compliance.
<p>Education and welfare To provide services to disadvantaged persons, the elderly, children and youth.</p>	Elderly person's activities and support, community services planning, disabled persons services, youth services, indigenous issues, meals on wheels centre, pre-schools and other welfare and voluntary persons.
<p>Housing To provide and maintain elderly residence housing.</p>	Provision and maintenance of elderly residence housing.
<p>Community amenities To provide services required by the community.</p>	Rubbish collection services, operation of rubbish disposal sites, litter control, construction and maintenance of urban stormwater drains, protection of the environment and administration of town planning schemes, cemetery and public conveniences.
<p>Recreation and culture To establish and effectively manage infrastructure and resources which will help the social well-being of the community.</p>	Maintenance of halls, recreation and cultural facilities, including sportsgrounds, parks, gardens, reserves, playgrounds and foreshore amenities. Maintenance of townscapes, and operation of libraries, leisure centres and art galleries.
<p>Transport To provide safe, effective and efficient transport services to the community.</p>	Construction and maintenance of roads, drainage, single and dual use paths, bridges and traffic signs. Maintenance of road verges, strategic planning for transport and traffic flows, street lighting and street cleaning, parking control and parking operations.
<p>Economic services To help promote the city and its economic well-being.</p>	Tourism and area promotion, operation of the Visitor Centre, sister cities expenses, City marketing and economic development, implementation of building control.
<p>Other property and services 'To monitor and control council's overhead operating accounts.</p>	Private works operation, plant repair, public works overheads, land acquisition and disposal.

**CITY OF FREMANTLE
NOTES TO AND FORMING PART OF THE FINANCIAL REPORT
FOR THE YEAR ENDED 30 JUNE 2025**

26. FUNCTION AND ACTIVITY (Continued)

(b) Income and expenses

	2025 Actual	2024 Actual
	\$	\$
Income excluding grants, subsidies and contributions and capital grants, subsidies and contributions		
Governance	294,545	281,492
General purpose funding	66,650,018	63,015,338
Law, order, public safety	2,663,858	2,641,185
Health	695,460	625,095
Education and welfare	346,581	330,140
Community amenities	3,690,363	3,261,660
Recreation and culture	9,344,352	8,036,837
Transport	11,453,274	11,452,879
Economic services	915,119	1,196,065
Other property and services	2,502,549	10,278,298
	98,556,119	101,118,989
Grants, subsidies and contributions		
Governance	106,586	18
General purpose funding	939,732	1,269,976
Health	18,923	71,596
Education and welfare	1,235,698	1,160,486
Community amenities	28,382	75,611
Recreation and culture	2,150,958	2,311,789
Transport	1,933,158	569,224
Economic services	182,398	247,833
Other property and services	44,619	70,734
	6,640,454	5,777,267
Total Income	105,196,573	106,896,256
Expenses		
Governance	(10,645,249)	(10,891,729)
General purpose funding	(1,036,051)	(885,641)
Law, order, public safety	(5,275,934)	(4,748,301)
Health	(858,691)	(694,282)
Education and welfare	(3,665,481)	(3,464,728)
Housing	(245)	(743,046)
Community amenities	(15,579,939)	(13,820,398)
Recreation and culture	(40,277,206)	(36,335,973)
Transport	(24,262,344)	(22,745,191)
Economic services	(3,099,401)	(3,236,053)
Other property and services	(6,932,445)	(7,050,157)
Total expenses	(111,632,986)	(104,615,499)
Net result for the period	(6,436,413)	2,280,757
(c) Total Assets		
Governance	118,452,511	116,557,778
General purpose funding	47,024,712	46,116,253
Law, order, public safety	1,628,926	1,828,263
Health	8,690	9,935
Education and welfare	8,716,094	8,021,049
Community amenities	3,942,667	3,652,073
Recreation and culture	185,437,845	190,180,677
Transport	266,084,302	270,106,087
Economic services	1,386,742	115,425
Other property and services	108,037,975	111,767,665
	740,720,464	748,355,205

CITY OF FREMANTLE
NOTES TO AND FORMING PART OF THE FINANCIAL REPORT
FOR THE YEAR ENDED 30 JUNE 2025

27. RATING INFORMATION

(a) General Rates

RATE TYPE Rate Description	Basis of valuation	Rate in \$	Number of Properties	2024/25 Actual Rateable Value*	2024/25 Actual Rate Revenue	2024/25 Actual Interim Rates	2024/25 Actual Total Revenue	2024/25 Budget Rate Revenue	2024/25 Budget Interim Rates	2024/25 Budget Total Revenue	2023/24 Actual Total Revenue
Residential Improved	Gross rental valuation	0.083489	9719	306,819,754	25,570,372	224,608	25,794,980	25,591,069	400,000	25,991,069	24,194,946
Commercial & Industrial General	Gross rental valuation	0.113216	1439	151,925,363	17,200,375	(72,898)	17,127,477	17,209,260	0	17,209,260	16,353,383
City Centre Commercial	Gross rental valuation	0.113216	358	87,431,323	9,898,623	(4,942)	9,893,681	9,898,625	0	9,898,625	9,404,888
Residential Short Term Accommodation	Gross rental valuation	0.113176	210	5,249,960	594,169	(42,822)	551,347	597,995	0	597,995	535,651
Vacant Residential Land	Gross rental valuation	0.144207	155	4,504,920	649,640	(26,462)	623,178	644,882	0	644,882	614,419
Vacant Commercial & Industrial	Gross rental valuation	0.166978	38	3,032,025	506,281	717	506,998	506,281	0	506,281	427,447
Total general rates			11,919	558,963,345	54,419,460	78,201	54,497,661	54,448,112	400,000	54,848,112	51,530,734
Minimum Payment											
Minimum payment											
Residential Improved	Gross rental valuation	1,738	4,414	78,637,344	7,671,532	0	7,671,532	7,666,318	0	7,666,318	7,306,719
Commercial & Industrial General	Gross rental valuation	1,738	353	4,088,752	613,514	0	613,514	613,514	0	613,514	572,203
City Centre Commercial	Gross rental valuation	1,738	67	734,456	116,446	0	116,446	116,446	0	116,446	110,483
Residential Short Term Accommodation	Gross rental valuation	1,738	33	478,140	57,354	0	57,354	59,092	0	59,092	52,768
Vacant Residential Land	Gross rental valuation	1,685	100	909,625	168,500	0	168,500	156,705	0	156,705	161,499
Vacant Commercial & Industrial	Gross rental valuation	1,738	12	85,450	20,856	0	20,856	20,856	0	20,856	19,788
Total minimum payments			4,979	84,933,767	8,648,202	0	8,648,202	8,632,931	0	8,632,931	8,223,460
GenExmPart - Residential Improved											
Total general rates and minimum payments			16,898	643,897,112	63,067,662	78,201	63,145,863	63,081,043	400,000	63,481,043	59,754,194
Specified Area Rates											
CBD Security Levy		0.001456	1,072	102,854,838	149,868		149,868	149,725	0	149,725	141,899
Leighton Maintenance		0.006299	336	13,503,777	85,059		85,059	85,059	0	85,059	80,697
Total amount raised from rates (excluding general rates)					234,927		234,927	234,784	0	234,784	222,596
Discounts											
Concessions							(206,207)			(194,266)	(142,750)
Total Rates							63,174,583			63,521,561	59,834,040
Rates instalment interest							429,601			300,000	358,577
Rates instalment plan charges							130,241			122,660	126,946
Rates overdue interest							155,628			102,500	153,326

The rate revenue was recognised from the rate record as soon as practicable after the City resolved to impose rates in the financial year as well as when the rate record was amended to ensure the information in the record was current and correct.

The entire balance of rates revenue has been recognised at a point in time in accordance with AASB 1058 Income for not-for-profit entities.

*Rateable Value at time of raising of rate.

**CITY OF FREMANTLE
NOTES TO AND FORMING PART OF THE FINANCIAL REPORT
FOR THE YEAR ENDED 30 JUNE 2025**

28. DETERMINATION OF SURPLUS OR DEFICIT

Note	2024/25	2024/25	2024/25	2023/24
	(30 June 2025 Carried Forward)	Budget (30 June 2025 Carried Forward)	(1 July 2024 Brought Forward)	(30 June 2024 Carried Forward)
	\$	\$	\$	\$
(a) Non-cash amounts excluded from operating activities				
The following non-cash revenue or expenditure has been excluded from amounts attributable to operating activities within the Statement of Financial Activity in accordance with <i>Financial Management Regulation 32</i> .				
Adjustments to operating activities				
Less: Profit on asset disposals	(109,042)	0	(21,941)	(21,941)
Less: Fair value adjustments to financial assets at fair value through profit or loss	8,878	0	(4,203)	(4,203)
Less: Share of net profit of associates and joint ventures accounted for using the equity method	0	0	(46,587)	(46,587)
Add: Loss on disposal of assets	115,609	0	108,954	108,954
Add: Depreciation	21,630,698	22,295,343	21,988,037	21,988,037
Non-cash movements in non-current assets and liabilities:				
Investment property	12 (1,114,988)	0	(8,955,675)	(8,955,675)
Pensioner deferred rates	(52,132)	75,000	51,060	51,060
Movement from PPE to operating	0	0	52,674	52,674
Assets held for sale	7 0	0	303,299	303,299
Employee benefit provisions	258,274	0	181,478	181,478
Other provisions	0	0	(29,494)	(29,494)
ROU Asset Adjustment	0	0	(2,020)	(2,020)
Non-cash amounts excluded from operating activities	20,737,297	22,370,343	13,625,582	13,625,582
(b) Non-cash amounts excluded from investing activities				
The following non-cash revenue or expenditure has been excluded from amounts attributable to investing activities within the Statement of Financial Activity in accordance with <i>Financial Management Regulation 32</i> .				
Adjustments to investing activities				
Movement in non-current capital grant/contribution liability	163,552	0	0	0
Non cash Capital grants, subsidies and contributions	(145,000)	0	0	0
Non-cash amounts excluded from investing activities	18,552	0	0	0
(c) Surplus or deficit after imposition of general rates				
The following current assets and liabilities have been excluded from the net current assets used in the Statement of Financial Activity in accordance with <i>Financial Management Regulation 32</i> to agree to the surplus/(deficit) after imposition of general rates.				
Adjustments to net current assets				
Less: Reserve accounts	30 (19,583,819)	(15,920,688)	(16,992,238.00)	(16,992,238.00)
Less: Current assets not expected to be received at end of year				
- Contract liabilities - Non current	(724,421)	0	(4,087,974)	(4,087,974)
Add: Current liabilities not expected to be cleared at end of year				
- Current portion of borrowings	15 1,668,393	1,335,027	1,992,510	1,992,510
- Current portion of lease liabilities	11(b) 266,528	620,000	577,625	577,625
Total adjustments to net current assets	(18,373,319)	(13,965,661)	(18,510,077)	(18,510,077)
Net current assets used in the Statement of Financial Activity				
Total current assets	48,049,087	35,796,714	47,270,092	47,270,092
Less: Total current liabilities	(20,182,582)	(21,767,858)	(17,188,803)	(17,188,803)
Less: Total adjustments to net current assets	(18,373,319)	(13,965,661)	(18,510,077)	(18,510,077)
Surplus or deficit after imposition of general rates	9,493,186	63,195	11,571,212	11,571,212

**CITY OF FREMANTLE
NOTES TO AND FORMING PART OF THE FINANCIAL REPORT
FOR THE YEAR ENDED 30 JUNE 2025**

29. BORROWING AND LEASE LIABILITIES

(a) Borrowings

Purpose	Note	Actual					Budget		
		Principal at 1 July 2023	Principal Repayments During 2023-24	Principal at 30 June 2024	Principal Repayments During 2024-25	Principal at 30 June 2025	Principal at 1 July 2024	Principal Repayments During 2024-25	Principal at 30 June 2025
		\$	\$	\$	\$	\$	\$	\$	\$
Particulars									
Governance									
307 Walyalup Civic Centre and Library		17,473,964	(875,393)	16,598,571	(892,634)	15,705,937	16,598,571	(892,633)	15,705,938
Recreation and culture									
298 Leighton Beach Kiosk & Changerooms		364,218	(158,415)	205,803	(163,934)	41,869	205,803	(163,935)	41,868
301 Leighton Beach Kiosk		131,281	(38,978)	92,303	(40,220)	52,083	92,303	(40,220)	52,083
303 Fremantle Boys School		304,127	(72,813)	231,314	(74,918)	156,396	231,314	(74,918)	156,396
308 Arthur Head - Wall stabilisation		406,359	(47,968)	358,391	(48,751)	309,640	358,391	(48,750)	309,641
Transport									
236 Streets Ahead Programme (3)		2	(2)	0	0	0	0	0	0
284 Road Asset Program		19,622	(19,622)	0	0	0	0	0	0
289 Road Asset Program		260,809	(207,608)	53,201	(53,201)	0	53,201	(53,203)	(2)
290 Footpath Asset Program		52,609	(41,875)	10,734	(10,734)	0	10,734	(10,731)	3
291 Drainage Asset Program		44,456	(35,388)	9,068	(9,068)	0	9,068	(9,069)	(1)
295 Road Asset Program		230,516	(100,263)	130,253	(103,754)	26,499	130,253	(103,757)	26,496
296 Footpath Asset Program		66,089	(28,745)	37,344	(29,747)	7,597	37,344	(29,747)	7,597
297 Drainage Asset Program		76,840	(33,421)	43,419	(34,586)	8,833	43,419	(34,586)	8,833
300 Road Asset Program		304,761	(90,484)	214,277	(93,370)	120,907	214,277	(93,369)	120,908
294B Acquisition 73 Hampton Road		49,729	(39,583)	10,146	(10,146)	0	10,146	(10,146)	0
305 Heavy Vehicles		217,233	(52,009)	165,224	(53,513)	111,711	165,224	(53,513)	111,711
Economic services									
Share of SMRC* Loans		394,730	(20,796)	373,934	(20,088)	353,846	374,247	(20,483)	353,764
Total		20,397,345	(1,863,363)	18,533,982	(1,638,664)	16,895,318	18,534,295	(1,639,060)	16,895,235

CITY OF FREMANTLE
 NOTES TO AND FORMING PART OF THE FINANCIAL REPORT
 FOR THE YEAR ENDED 30 JUNE 2025

29. BORROWING AND LEASE LIABILITIES (Continued)
 Borrowing Finance Cost Payments

Purpose	Note	Loan Number	Institution	Interest Rate	Date final payment is due	Actual for year ending 30 June 2025	Budget for year ending 30 June 2025	Actual for year ending 30 June 2024
						\$	\$	\$
Particulars								
Governance								
307 Walyalup Civic Centre and Library		307	WATC	1.96	19/06/2040	(320,946)	(320,947)	(338,186)
Recreation and culture								
298 Leighton Beach Kiosk & Changerooms		298	WATC	3.00	1/07/2025	(3,570)	(3,570)	(9,138)
301 Leighton Beach Kiosk		301	WATC	3.15	1/07/2026	(2,119)	(2,119)	(3,371)
303 Fremantle Boys School		303	WATC	2.86	28/06/2027	(5,420)	(5,817)	(7,922)
308 Arthur Head - Wall stabilisation		308	WATC	1.5	1/04/2031	(5,619)	(5,619)	(6,401)
Transport								
284 Road Asset Program		284	WATC	4.01	1/07/2023	0	0	0
289 Road Asset Program		289	WATC	3.99	1/07/2024	0	0	(5,255)
290 Footpath Asset Program		290	WATC	3.99	1/07/2024	0	0	(1,060)
291 Drainage Asset Program		291	WATC	3.99	1/07/2024	0	0	(896)
295 Road Asset Program		295	WATC	3.00	1/07/2025	(2,260)	(2,260)	(5,783)
296 Footpath Asset Program		296	WATC	3.00	1/07/2025	(648)	(648)	(1,658)
297 Drainage Asset Program		297	WATC	3.00	1/07/2025	(753)	(753)	(1,928)
300 Road Asset Program		300	WATC	3.15	1/07/2026	(4,919)	(4,919)	(7,826)
294B Acquisition 73 Hampton Road		294	WATC	4.03	1/07/2024	0	0	(1,012)
305 Heavy Vehicles		305	WATC	2.86	28/06/2027	(4,552)	(4,155)	(5,658)
Economic services								
Share of SMRC* Loans		Sha	SMRC	4.12**	30/06/2028	(16,696)	(16,199)	(17,872)
Total						(367,502)	(367,006)	(413,966)

* WA Treasury Corporation

CITY OF FREMANTLE
 NOTES TO AND FORMING PART OF THE FINANCIAL REPORT
 FOR THE YEAR ENDED 30 JUNE 2025

29. BORROWING AND LEASE LIABILITIES (Continued)

(b) Lease Liabilities

Purpose	Note	Actual							Budget		
		Principal at	Leases	Principal	Principal at 30	Leases	Principal	Principal at 30	Principal at 1	Principal	Principal at
		1 July 2023	Movement	Repayments	June 2024	Movement	Repayments	June 2025	July 2024	Repayments	30 June 2025
		\$	\$	\$	\$	\$	\$	\$	\$	\$	
Governance											
Lease - 02 CRT & MIS		55,095	0	(24,033)	31,062	0	(25,714)	5,348	32,638	(24,757)	7,881
Lease - 05 MS Surface		664,492	(664,492)	0	0	0	0	0	0	0	0
Lease - 13 IT Server		676,463	0	(324,087)	352,376	0	(280,984)	71,392	982,648	(303,483)	679,165
Lease - 15 IT Equipment		36,418	0	(14,131)	22,287	0	(14,709)	7,578	22,287	(14,709)	7,578
Lease - 16 Computer Equipment		187,736	0	(105,666)	82,070	0	(82,070)	0	82,070	(82,070)	0
Recreation and culture											
Lease - 06 Pool Cleaner		8,237	14,431	(9,408)	13,260	0	(7,144)	6,116	0	0	0
Lease - 07 Gym Equipment		8,812	0	(6,385)	2,427	477,613	(19,007)	461,033	0	0	0
Lease - 08 Restaurant - Salt		70,247	0	(34,603)	35,644	0	(35,644)	0	35,646	(35,646)	0
Lease - 12 Car Park 19		673,828	0	(91,506)	582,322	0	(94,301)	488,021	582,321	(94,301)	488,020
Lease - 14 RFID - Library		173,788	(91,091)	(32,087)	50,610		(33,401)	17,209	106,355	(70,195)	36,160
Total Lease Liabilities	11(b)	2,555,116	(741,152)	(641,906)	1,172,058	477,613	(592,974)	1,056,697	1,843,965	(625,161)	1,218,804

CITY OF FREMANTLE
 NOTES TO AND FORMING PART OF THE FINANCIAL REPORT
 FOR THE YEAR ENDED 30 JUNE 2025

29. BORROWING AND LEASE LIABILITIES (Continued)

(b) Lease Liabilities

Lease Finance Cost Payments

Purpose	Note	Lease Number	Institution	Date final payment is due	Actual for year ending	Budget for year ending	Actual for year ending 30 June	Lease Term	Interest Rate	
					30 June 2025	30 June 2025	2024			
					\$	\$	\$			
Governance										
Lease - 02 CRT & MIS		02	C D SA (WA) Pty Ltd	1/10/2025	(548)	(587)	(1,311)	60 months	3.00%	
Lease - 13 IT Server		13	Vestone Capital Pty Ltd	1/04/2025	(8,810)	(8,811)	(22,326)	60 months	4.66%	
Lease - 15 IT Equipment		15	Vestone Capital Pty Ltd	1/01/2026	(574)	(1,684)	(1,153)	59 months	4.08%	
Lease - 16 Computer Equipment		16	Vestone Capital Pty Ltd	2/01/2026	(1,109)	0	(5,242)	60 months	4.08%	
Recreation and culture										
Lease - 06 Pool Cleaner		06	John Shenton Pumps	30/04/2024	(297)	0	(182)	24 months	3.00%	
Lease - 07 Gym Equipment		07	Capital Finance	24/06/2024	(2,280)	0	(120)	48 months	3.00%	
Lease - 08 Restaurant - Salt		08	Department of Planning, Lands and Heritage	30/06/2025	(356)	(856)	(1,397)	120 months	3.00%	
Lease - 12 Car Park 19		12	Burgess Rawson	31/03/2030	(15,699)	(15,699)	(18,493)	120 months	3.00%	
Lease - 14 RFID - Library		14	Macquarie Bank -Vestone Capital Pty Ltd	31/12/2025	(1,409)	(3,034)	(2,722)	60 months	3.96%	
Total Finance Cost Payments						(31,082)	(30,671)	(52,946)		

CITY OF FREMANTLE
NOTES TO AND FORMING PART OF THE FINANCIAL REPORT
FOR THE YEAR ENDED 30 JUNE 2025

30. RESERVE ACCOUNTS	2025	2025	2025	2025	2025	2025	2025	2025	2024	2024	2024	2024
	Actual	Actual	Actual	Actual	Budget	Budget	Budget	Budget	Actual	Actual	Actual	Actual
	Opening	Transfer to	Transfer (from)	Closing	Opening	Transfer to	Transfer (from)	Closing	Opening	Transfer to	Transfer (from)	Closing
	Balance			Balance	Balance			Balance	Balance			Balance
	\$	\$	\$	\$	\$	\$	\$	\$	\$	\$	\$	\$
Restricted by legislation/agreement												
(a) Cash-in-lieu of public open space reserve	621,404	257,550	0	878,954	624,404	0	(10,000)	614,404	621,404	0	0	621,404
(b) Specified area rate reserve - Leighton Precinct Maintenance Reserve	253,540	85,059	(41,728)	296,871	256,615	85,059	(56,650)	285,024	221,673	80,697	(48,830)	253,540
(c) Service charge reserve - White Gum Valley Precinct Community Bore Reserve	36,682	8,804	(10,150)	35,336	5,568	8,804	(8,804)	5,568	31,114	8,804	(3,236)	36,682
	911,626	351,413	(51,878)	1,211,161	886,587	93,863	(75,454)	904,996	874,191	89,501	(52,066)	911,626
Restricted by council												
(d) Cantonment Hill Master Plan Reserve	117,868	0	0	117,868	117,868	0	0	117,868	117,868	0	0	117,868
(e) Community Care Programs Reserve (Previously HACC)	6,386	0	0	6,386	6,386	0	0	6,386	6,386	0	0	6,386
(f) Fleet Reserve	73,610	0	(73,610)	0	(426,390)	0	(130,000)	(556,390)	500,000	0	(426,390)	73,610
(g) Fremantle Markets Conservation Reserve	70,132	0	0	70,132	0	0	0	0	70,132	0	0	70,132
(h) Fremantle Oval Reserve	500,000	315,000	(54,292)	760,708	511,880	0	0	511,880	30,350	500,000	(30,350)	500,000
(i) Hilton Park Sports Reserve	2,291,249	1,250,000	0	3,541,249	291,249	250,000	(291,889)	249,360	2,000,000	500,000	(208,751)	2,291,249
(j) Investment Fund Reserve	3,524,791	1,500,000	(88,003)	4,936,788	2,743,445	4,350,000	(183,866)	6,909,579	768,017	2,981,860	(225,086)	3,524,791
(k) Leisure Centre Upgrade Reserve	533,599	0	(26,807)	506,792	0	0	0	0	33,599	500,000	0	533,599
(l) Parking Dividend Equalisation Reserve	5,527,217	811,830	(146,394)	6,192,653	0	0	0	0	5,486,080	73,433	(32,296)	5,527,217
(m) Parks Recreation and Facilities Reserve Sustainability Investment Reserve	97,771	0	0	97,771	0	0	0	0	97,771	0	0	97,771
(n) (Previously Renewable Energy Investment Reserve)	207,870	0	(7,560)	200,310	207,870	0	0	207,870	59,510	149,160	(800)	207,870
(o) South Beach Reserve	3,130,119	0	(3,130,119)	0	2,630,119	0	(3,130,119)	(500,000)	500,000	2,650,000	(19,881)	3,130,119
(p) Projects Unexpended Muni Reserve		1,942,000	0	1,942,000	0	0	0	0	0	0	0	0
	16,080,612	5,818,830	(3,526,785)	18,372,657	6,082,427	4,600,000	(3,735,874)	6,946,553	9,669,713	7,354,453	(943,554)	16,080,612
	16,992,238	6,170,243	(3,578,663)	19,583,818	6,969,014	4,693,863	(3,811,328)	7,851,549	10,543,904	7,443,954	(995,620)	16,992,238

All reserves are supported by cash and cash equivalents and financial assets at amortised cost and are restricted within equity as Reserve accounts.

**CITY OF FREMANTLE
NOTES TO AND FORMING PART OF THE FINANCIAL REPORT
FOR THE YEAR ENDED 30 JUNE 2025**

30. RESERVE ACCOUNTS (Continued)

In accordance with council resolutions or adopted budget in relation to each reserve account, the purpose for which the reserves are set aside and their anticipated date of use are as follows:

Name of reserve account Restricted by legislation/agreement	Purpose of the reserve account
(a) Cash-in-lieu of public open space reserve	To hold any monies received as contribution for cash in lieu of public open space.
(b) Specified area rate reserve - Leighton Precinct Maintenance Reserve	To hold any specified area rate income raised during the financial year that were unspent at 30 June in relation to Leighton Precinct maintenance. To fund the above normal costs associated with maintaining the higher standard of the landscaping of the Leighton residential area.
(c) Service charge reserve - White Gum Valley Precinct Community Bore Reserve	To fund the associated costs required to maintain the community bore within the WGV development.
Restricted by council	
(d) Cantonment Hill Master Plan Reserve	To fund capital works at Cantonment Hill in accordance with the Cantonment Hill Master Plan.
(e) Community Care Programs Reserve (Previously HACC)	To fund Community Care Programs.
(f) Fleet Reserve	To replace City's vehicles fleet when required.
(g) Fremantle Markets Conservation Reserve	To fund conservation works to the Fremantle Markets.
(h) Fremantle Oval Reserve	To fund capital and business planning costs associated with the redevelopment of the Fremantle Oval precinct.
(i) Hilton Park Sports Reserve	To fund sporting, infrastructure and facility improvements in and around Hilton Park Sports Reserve.
(j) Investment Fund Reserve	To realise and make investments in income producing assets. A specified list of investment properties forms part of the investments. Funds will not be withdrawn from the reserve to subsidise operating or recurrent expenditure, nor shall funds be withdrawn for the purpose of providing community facilities that do not provide a commercial rate of return, unless specifically decided otherwise by the Council.
(k) Leisure Centre Upgrade Reserve	To provide funds for major upgrading and refurbishment works at the Fremantle Leisure Centre.
(l) Parking Dividend Equalisation Reserve	To provide a smoothing out of revenue contributions to municipal operations from commercial parking activities. That is to be achieved as follows (a) by transferring net profits in excess of budget to the reserve and (b) if required, when there is a material (i.e. plus 1%) net loss, transferring funds from the reserve to municipal fund to compensate the loss. Fund commercial parking capital equipment and facilities or parking infringement capital equipment and facilities to the extent the funds available in the reserve exceed 2.5% of budgeted gross parking revenue. Provide temporary funding to the City for its initial contribution to the Hilton Underground Power project. This funding will be returned to the Reserve annually via a service levy on residential consumers within the Hilton Underground Power project.
(m) Parks Recreation and Facilities Reserve	To fund improvements within the South Fremantle Tip Site Reserve. To Finance improvements within the Kings Square Reserve. To finance tourism projects within the City. To finance facilities for sporting clubs on a self supporting loan basis in accordance with Council guidelines for such advances to clubs. To Finance improvements within the Port and Leighton Beach Reserve. To finance capital works and improvements at Fremantle Oval. To Finance improvements or major refurbishments to other parks and recreation facilities within the municipality.
(n) Sustainability Investment Reserve (Previously Renewable Energy Investment Reserve)	Invest in projects that promote positive sustainability and renewable energy related outcomes or projects and programs that support net zero outcomes or develop options for net zero. If no sustainability or renewable energy related projects can be identified, the fund will accumulate that year's contribution.
(o) South Beach Reserve	To fund infrastructure and facilities improvement.
(p) Projects Unexpended Muni Reserve	To hold municipal funding for uncompleted or deferred projects, that will be completed and expended in ensuing financial years.

**CITY OF FREMANTLE
NOTES TO AND FORMING PART OF THE FINANCIAL REPORT
FOR THE YEAR ENDED 30 JUNE 2025**

31. TRUST FUNDS

Funds held at balance date which are required to be held in trust and which are not included in the financial statements are as follows:

	1 July 2024	Amounts Received	Amounts Paid	30 June 2025
	\$	\$	\$	\$
Cash In Lieu of Parking	469,360	0	0	469,360
Cash In Lieu of Public Open Space				
37 Strang Street subdivision	85,673	0	0	85,673
Bequests				
Gwenth Ewens	28,728	1,868	(1,822)	28,774
John Francis Boyd	2,700	0	0	2,700
Victor Felstead	9,491	3,092	0	12,583
Unclaimed Funds - Debtors	4,441	0	0	4,441
Miscellaneous	124,004	0	(14,581)	109,423
Trust Interest	56,146	0	0	56,146
	<u>780,543</u>	<u>4,960</u>	<u>(16,403)</u>	<u>769,100</u>