



# Meeting attachments

## Ordinary Meeting of Council

Wednesday 27 May 2026 6pm

**C2605-19 PROPOSED CONCEPT DESIGN FOR PEDESTRIAN CROSSINGS  
 - DOURO ROAD AND SOUTH TERRACE INTERSECTION**  
 1. Concept Plan .....2

**C2605-20 PEDESTRIAN CROSSINGS ALONG SOUTH TERRACE**  
 1. Engagement Report.....3  
 2. Possible Crossing Locations .....36  
 3. Traffic Data .....42

**C2605-21 DRAFT WASTE LOCAL LAW**  
 1. Draft City of Fremantle Waste Local Law 2026.....44

**C2605-24 COUNCIL AND COMMITTEE MEETINGS STRUCTURE REVIEW**  
 1. Planning Services Committee Terms of Reference .....59  
 2. Strategic and General Services Committee Terms of Reference.....61  
 3. Committee Delegated Authority 2025-26 .....63  
 4. Schedule of Council and Committee Meetings July-December 2026..... 65

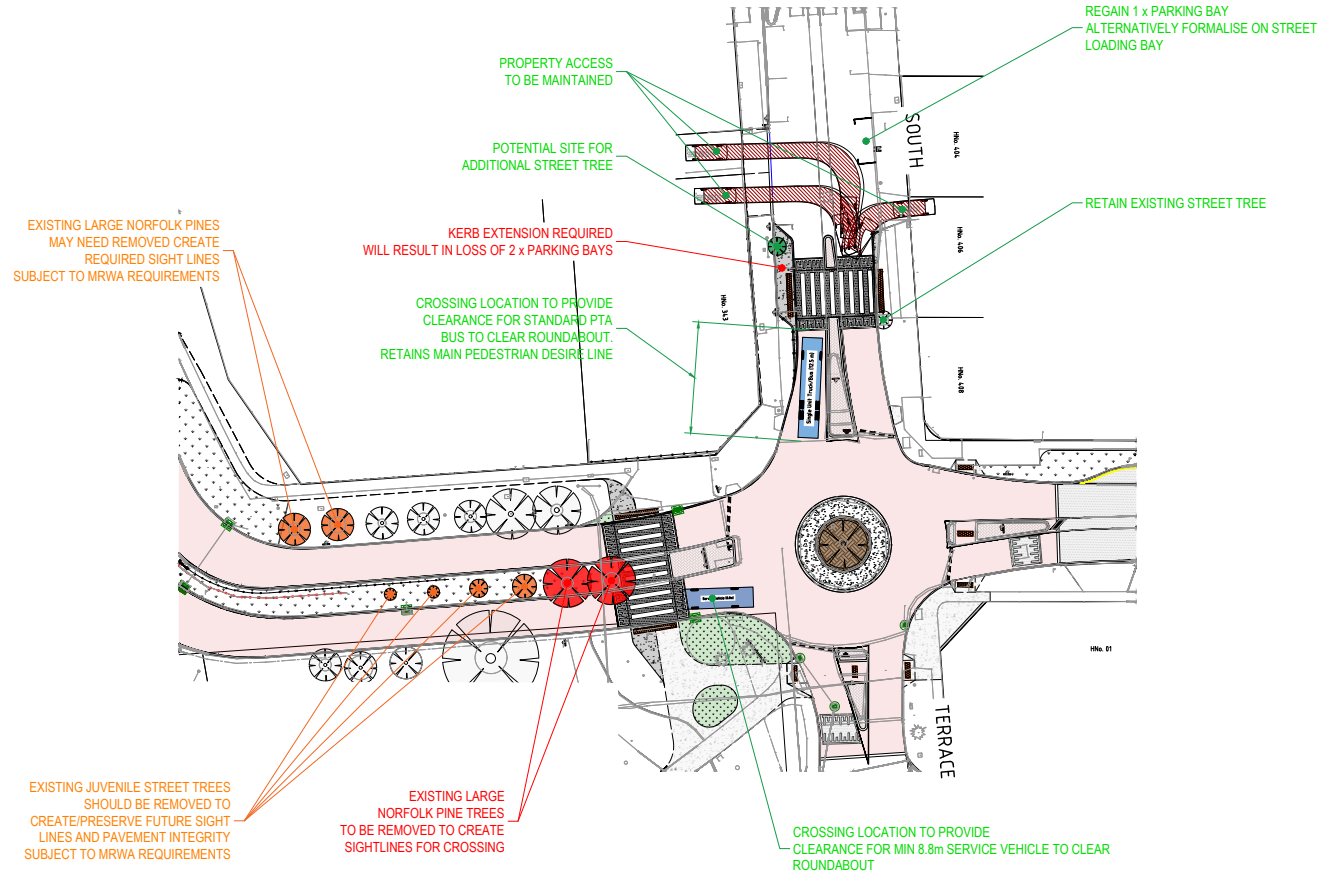
**C2605-25 WALGA SOUTH METROPOLITAN ZONE APRIL MEETING  
 INFORMATION REPORT**  
 1. South Metropolitan Zone April 2026 Minutes .....67

**C2605-26 STATEMENT OF INVESTMENTS APRIL 2026**  
 1. Investment Report - April 2026 .....93

**C2605-27 SCHEDULE OF PAYMENTS APRIL 2026**  
 1. Schedule of Payments and Listings - April 2026 .....107  
 2. Purchase Card Transactions Report - April 2026.....253  
 3. BP Plus Fuel Card - March 2026 .....266  
 4. Summary of Payments and Listings - April 2026 .....277

**C2605-28 MONTHLY FINANCIAL REPORT APRIL 2026**  
 1. Monthly Financial Report - April 2026 .....279

**C2605-29 WORKING GROUP INFORMATION REPORT**  
 1. Minutes - Destination Development Working Group Meeting .....310



LEGEND - STORMWATER


BRANKE	EROSION	FORBIDDEN
CONCRETE CHANNEL	PERMEABLE PAVEMENT	GULLY, DEP. DEP.
STORMWATER DRAINAGE LINE		

LEGEND - SERVICES

DRINKING WATER	WATER	WATER VALVE
TELECOM	TELECOM	TELECOM
OVERHEAD POWER	OPTICAL FIBRE	

REVISION

REV	DATE	CONCEPT FOR REVIEW	REVISION DESCRIPTION	DRAWN	CHECKED	APPROVED
A						



DRAWN	S. MACBEAN	15/02/25
CHECKED	S. MACBEAN	15/02/25
APPROVED		

DOURO ROAD  
 MARINE TERRACE - HICKORY STREET  
 WOMBAT CROSSINGS  
 SOUTH FREMANTLE  
 CONCEPT PLAN

3.5	0	2.5	5	7.5	10
1:250					
2502-SK-001					
SHEET NUMBER	OF	REVISION			
	01	A			
HORIZONTAL - FIG. NO.	2502		SHEET SIZE		
VERTICAL - FIG. NO.			A1		



# South Terrace & Marine Terrace Pedestrian Movement

Engagement Report  
April 2026

[fremantle.wa.gov.au](http://fremantle.wa.gov.au)



## **Acknowledgement of Country**

The City of Fremantle acknowledges the Whadjuk people as the Traditional Owners of the greater Fremantle/Walyalup area and we recognise that their cultural and heritage beliefs are still important today.

DRAFT



**Contents**

INTRODUCTION .....3

KEY TAKEAWAYS FROM ENGAGEMENT .....5

HOW WE ENGAGED .....7

HOW WE COLLECTED FEEDBACK.....9

WHO WE REACHED.....10

WHAT WE HEARD.....14

INTERACTIVE MAP .....22

DRAFT



## INTRODUCTION

At the Ordinary Meeting of Council held on 12 November 2025, Cr Jemima Williamson-Wong presented a petition, on behalf of South Fremantle resident Rupert McCracken, signed by approximately 900 residents and visitors, requesting the following: *That Council install multiple zebra crossings in South Fremantle, to provide safe locations for pedestrians to cross South Terrace, Douro Road, and Marine Terrace.* The petition was accepted by the Chief Executive Officer, to be addressed by relevant officers.

In response to this petition, City officers have developed an engagement program to capture community feedback and determine where new pedestrian crossings should be installed based on user behaviour, and the types of pedestrian crossings that would be allowed within the constraints of the local road as well as Main Roads WA guidelines. This could include interventions like zebra or wombat crossings.

The City asked people who live, play or travel through this bustling section of South Fremantle to share their key movements, pinch points, and issues as pedestrians in this local area.

Community feedback was important to ensure any future pedestrian crossings reflect the diversity of our community and cater to the needs of all pedestrians including older residents, people with mobility or vision impairments, parents with prams, school children and tourists.

It's important to note that any new pedestrian interventions in this area have yet to be funded. As part of the City's financial planning process, all verified project proposals relating to traffic calming will be formulated into projects and programs of work for inclusion into the City's forward works 10 Year Plan for consideration and approval as part of the annual budget process.

**Throughout this public engagement program, the community was encouraged to:**

- Contribute local knowledge and insight on pedestrian movement through South Terrace and Marine Terrace (South Fremantle).
- Identify key pedestrian movements, pinch points, accessibility and safety issues as well as opportunities via our Interactive Map.

This engagement report details how we engaged; who we reached; and what we heard. The findings of this report will help City staff to make an informed decision on next steps for this project.



In conjunction with the City of Fremantle’s community engagement policy, and the International Association for Public Participation’s (IAP2) spectrum of public participation, this engagement program aimed to **INVOLVE** the community throughout the project:

**iap<sup>2</sup>**  
International Association for Public Participation

IAP2's Spectrum of Public Participation was designed to assist with the selection of the level of participation that defines the public's role in any public participation process. The Spectrum is used internationally, and it is found in public participation plans around the world.

		INCREASING IMPACT ON THE DECISION				
		INFORM	CONSULT	INVOLVE	COLLABORATE	EMPOWER
PUBLIC PARTICIPATION GOAL	To provide the public with balanced and objective information to assist them in understanding the problem, alternatives, opportunities and/or solutions.	To obtain public feedback on analysis, alternatives and/or decisions.	To work directly with the public throughout the process to ensure that public concerns and aspirations are consistently understood and considered.	To partner with the public in each aspect of the decision including the development of alternatives and the identification of the preferred solution.	To place final decision making in the hands of the public.	
PROMISE TO THE PUBLIC	We will keep you informed.	We will keep you informed, listen to and acknowledge concerns and aspirations, and provide feedback on how public input influenced the decision.	We will work with you to ensure that your concerns and aspirations are directly reflected in the alternatives developed and provide feedback on how public input influenced the decision.	We will look to you for advice and innovation in formulating solutions and incorporate your advice and recommendations into the decisions to the maximum extent possible.	We will implement what you decide.	

© IAP2 International Federation 2010. All rights reserved. 20101112\_v1

The City of Fremantle conducted a series of in-person, local media, and digital community engagement activities to collect submissions and feedback for this project.

**City officers aimed to:**

- Collect feedback on key movement and activity and note where further improvements to the South Fremantle project area could be made if more funding becomes available.
- Provide ongoing, clear information to the community regarding the project and how their feedback shaped any changes to proposed concepts.
- Keep the community informed, listen to and acknowledge concerns and provide feedback on how public input influenced the project.
- Inform the public on how to make future requests and work with the City of Fremantle to increase neighbourhood road safety.



## KEY TAKEAWAYS FROM ENGAGEMENT

- City officers receiving more than **240 submissions** from the community via a MySay survey, emails, an interactive map, and face-to-face conversations.
- **78% of respondents are between the ages of 35-74**, highlighting multi-generational pedestrian movement through South Terrace and Marine Terrace in South Fremantle.
- **Young children and pets make** up the most common companion type for pedestrians walking through this segment of South Fremantle.
- Respondents noted the following influences how they move through the area as pedestrians:
  - o Proximity and convenience to a person's destination
  - o Existing pedestrian refuges & traffic calming interventions (e.g. raised platforms, road markings)
  - o Width and access of pedestrian refuges / medians
  - o Safety of parked cars or trees along the street
  - o Convenience vs safety trade-off (selecting shortest route over safest)
- **87% of respondents had not experienced an accident or injury in the area over the past 12-24 months**, however 13% of respondents shared that near misses; trips & hazards; and reported cycling accidents were the most common issues that occurred.
- South Terrace is the more actively used crossing point for residents over Marine Terrace (except when journeying to South Beach).
- **Pedestrian activity highlights a key opportunity to disperse some of the pedestrian movement across South Terrace and Marine Terrace to spread out the activity in much safer ways along both streets. Respondents highlighted the following:**
  - o Pedestrian activity bulks up from Little Lefroy then south towards Douro Road, however there is ample opportunity to provide the community with crossing points further north along South Terrace to disperse the activity, especially at activity hubs near Manna Café and Kerfuffle Café.
  - o It's clear that Douro Road sees the highest volume of pedestrian activity with respondents either heading to, or returning from, South Beach.
  - o The South Terrace Nodes at Little Lefroy Lane and Jenkin St are popular crossing points, however the community is confused about who has



- priority—noting that the artwork on the ground is misleading with no clear indication of who has right of way.
- Scott St & South Terrace highly popular (both because of a traffic light along Marine Terrace, and the popularity of Wild Bakery on South Terrace).

DRAFT



## HOW WE ENGAGED

The City of Fremantle opened public engagement on this project on 23 February 2026 and collected submissions until close-of-business on 30 March 2026.

City officers promoted the public engagement period, and interacted with the public, in the following ways:

### Social Media

- The public engagement program for this project was mentioned on the City of Fremantle's Facebook page, as well as its Instagram profile throughout the lifespan of the submission period.

### Electronic Newsletters

- The Community Engagement team deployed a "Just Launched" email newsletter announcing the opening of the public consultation period on 23 February 2026.
- The Community Engagement team advertised this project via its monthly engagement newsletter in March 2026.
- This email is deployed to over 6,500 people who are subscribed to hear engagement updates from the City of Fremantle.
- The project was also promoted in the City's Freo Weekly newsletter program which is deployed to over 3,500 people.

### Community Drop-in Session

- City officers from the Community Engagement and Infrastructure Engineering teams hosted a pop-up public engagement session on 19 March 2026.
- This 1.5 hour event was attended by approximately **5 people** in total and allowed members of the public to ask questions about the project, seek clarity on the options, timeline and process, and submit feedback in person.

### 1:1 Meetings

- Throughout the duration of the engagement period, members of the public were able to book 1:1 or small group meetings with staff.

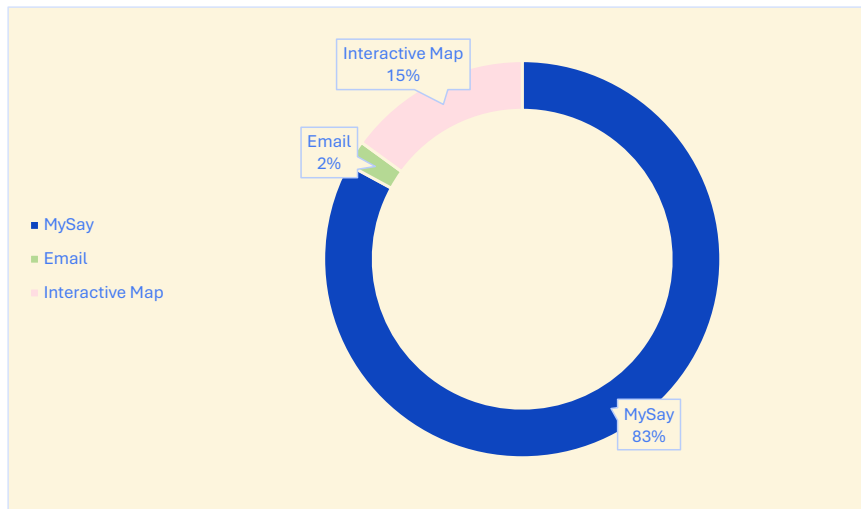


- These meetings allowed the public to discuss the project, seek clarity on the scope and draft proposal, and provide feedback in-person.

DRAFT



## HOW WE COLLECTED FEEDBACK



### What does this data tell us?

The public engagement program reached more than **1,100** people through online and face-to-face interactions.

### City officers collected submissions in three ways:

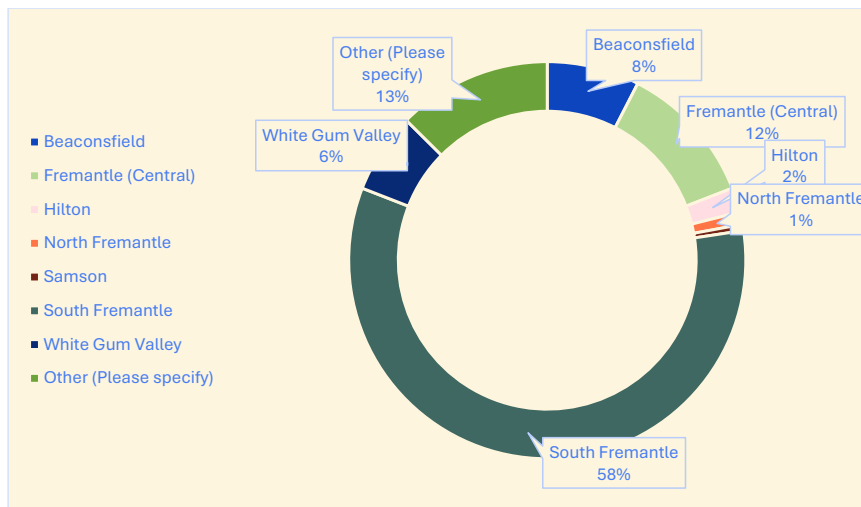
- The project team received **240 formal submissions** of feedback to the project.
- **83%** of submissions were collected via formal submissions to the City's MySay platform, or hard copies of the MySay survey submitted to City staff.
- **15%** of submissions were collected via the interactive mapping tool on the MySay project page.
- **2%** of submissions were collected via formal email attachments and communications.

This resulted in more than **3,622** individual pieces of information collected through the engagement program. **Note:** 1 formal submission can capture multiple comments and data from respondents.



## WHO WE REACHED

### Location Demographics

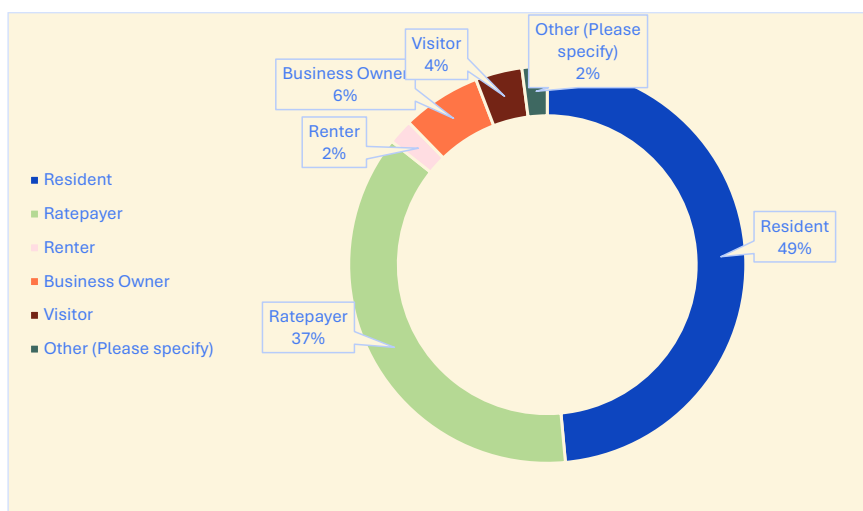


#### What does this data tell us?

- **58%** of respondents were from South Fremantle where the project is located.
- **29%** of respondents came from the Fremantle suburbs of Fremantle (Central), Beaconsfield, Hilton, North Fremantle, and White Gum Valley.
- **13%** of respondents selected Other (please specify) and noted the following:
  - o Hamilton Hill (9); East Fremantle (2); Bicton; North Coogee (7); Palmyra (2); Joondalup; Bull Creek



### How do you identify?

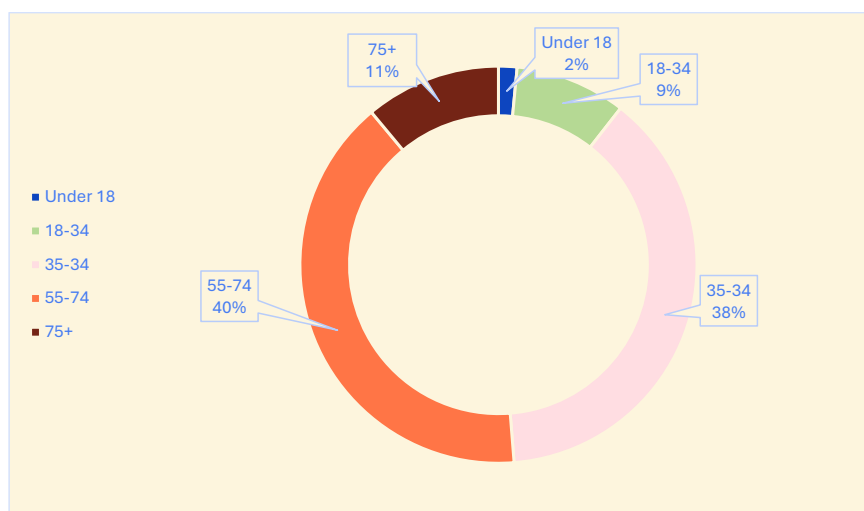


### What does this data tell us?

- Respondents were asked to identify themselves through the options above and could select all that applied.
- **Residents** made up the highest number of respondents to this engagement program.
  - o **Ratepayers** were the second highest number of respondents.



### What is your age and the age of people you walk with?

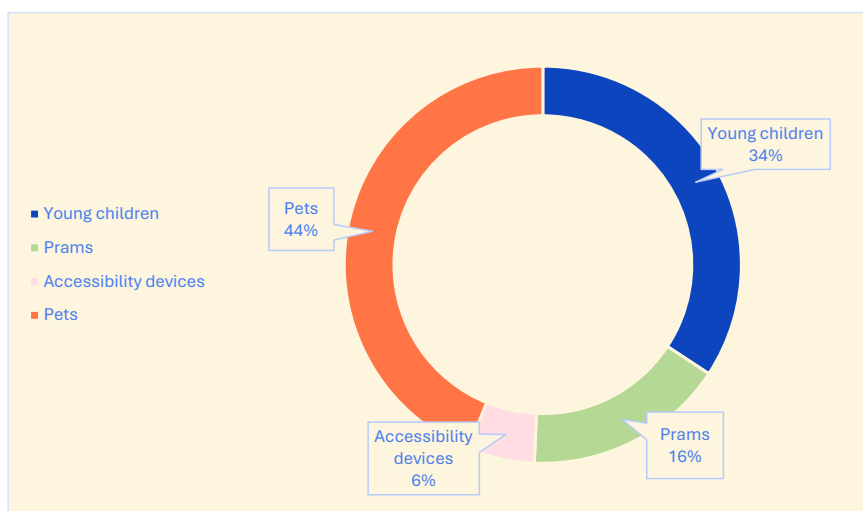


#### What does this data tell us?

- Respondents were asked to select their age and the age of people they walk with through the area.
- **40% of respondents** are in the 55-74 age category.
- **38% of respondents** are in 35-54 age category.
- 35-74 age groups appear to be the most common category of walkers in the area.
- A small set of respondents identified that they walk with or are in younger age categories or 75+.



### Who or what do you navigate the area with?



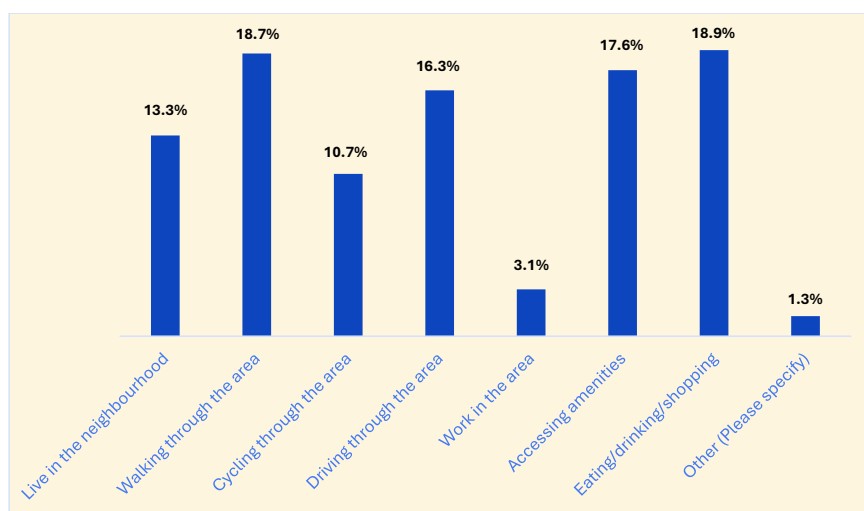
#### What does this data tell us?

- Respondents were asked to select who or what they navigate the area with and could select all that apply.
- Respondents highlighted that **Pets** and **Young Children** are their main companions when walking through the area.



## WHAT WE HEARD

### How do you currently engage with this part of South Fremantle?

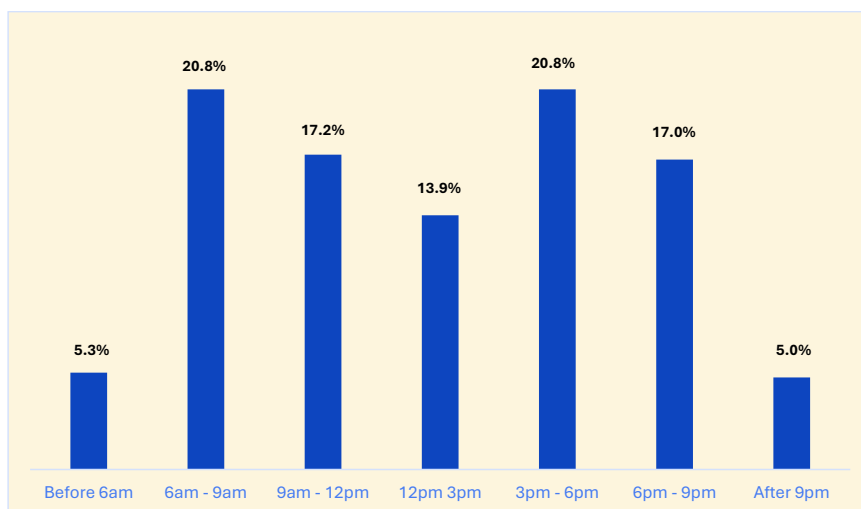


#### What does this data tell us?

- Respondents were asked to identify how they currently engage with the project area and could select all the options that applied.
- **Movement and recreation** were a clear theme and the most common way that respondents engage and interact with the project area. The top selections for this question included:
  - o Eating/drinking/shopping
  - o Walking through the area
  - o Accessing amenities
  - o Driving through the area



### What time of day are you most likely to interact with this part of South Fremantle?

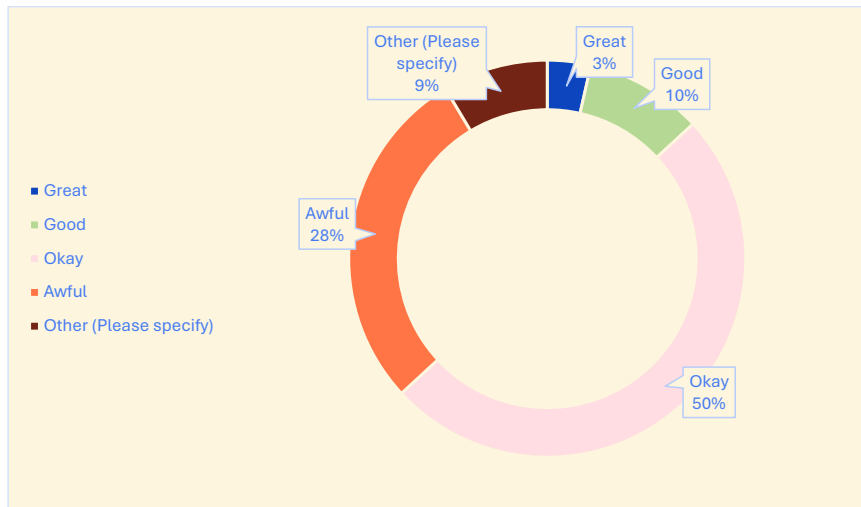


#### What does this data tell us?

- Respondents were asked what times of day they are most likely to interact with the project area and could select all the options that applied.
- Respondents highlighted that there is a high volume of public activity and interaction with the project area between the following times:
  - o 6am-9am
  - o 3pm-6pm
  - o 9am-12pm
  - o 6pm-9pm



### What's your current experience when moving through or interacting with this part of South Fremantle?

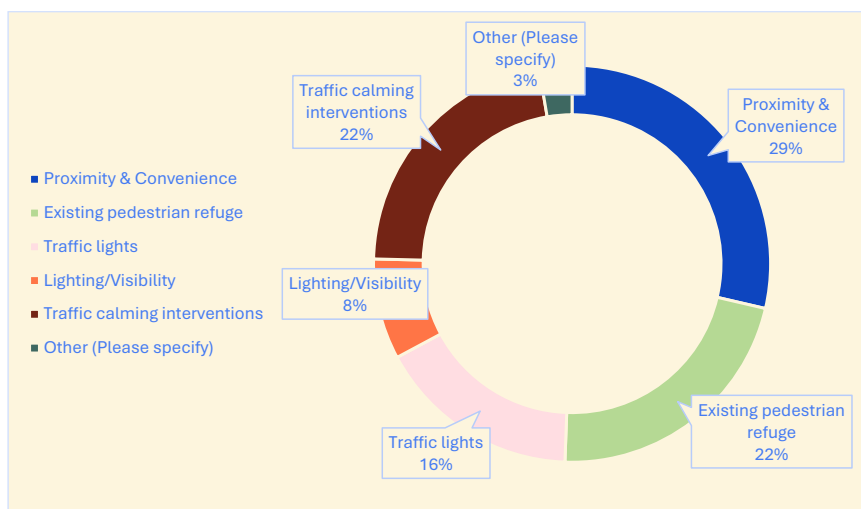


#### What does this data tell us?

- Respondents were asked to rate their current experience when moving through the project area.
- **50% of respondents** said they have an OKAY experience moving through the area.
- **28% of respondents** said their experience is AWFUL.
- Respondent who selected “Other (Please specify)” noted that their experience changes based on time of day (peak vs off-peak times), and who or what they are walking with (e.g. dogs, children).



**When walking through the area, what factors affect where you cross?**



**What does this data tell us?**

- Respondents were asked to what factors affect where they cross in South Fremantle.
- **Proximity and convenience to their destination** is the most common factor in how people cross within the area.
- **Existing pedestrian refuges & traffic calming interventions (e.g. raised platforms, road markings)** are the second highest factor in how people cross.
- Respondents who selected “Other (Please specify)” mentioned the following:
  - o Clear sightlines in traffic
  - o On-route to destination (informal crossings)
  - o Within parked cars along the street or tree canopy
  - o Away from notably busy intersections
  - o Wherever it’s possible to minimise interaction with traffic



**Respondents were asked to share more about their experience via an open text question. Their comments have been summarised into key themes below.**

**Safety concerns (general fear, near misses, vulnerability) was voiced 85 times.**

**Respondents highlighted the following:**

- Fear of being hit by cars or bikes
- Reports of near misses, especially at roundabouts
- Feeling unsafe with children, prams, elderly, or pets
- Lack of driver awareness or attention
- Crossing described as “stressful,” “dangerous,” or “perilous”

**Lack of safe crossing infrastructure (zebra crossings, lights) was voiced 70 times.**

**Respondents highlighted the following:**

- Too few pedestrian crossings or traffic lights
- Long stretches with no formal crossing points
- Heavy reliance on “gaps in traffic”

**Traffic volume, congestion, and speed was voiced 65 times. Respondents highlighted the following:**

- Roads are very busy, especially weekends and peak times
- Drivers speeding above limits (often >40km/h)
- Congestion leading to impatience and aggressive driving
- Roundabout bottlenecks are resulting in worsening conditions

**Width and access of pedestrian refuges / medians was voiced 55 times.**

**Respondents highlighted the following:**

- Preference for crossing in two stages
- Refuges seen as essential for safety
- Complaints about removed or narrow refuges
- Need for wider, more protective median spaces

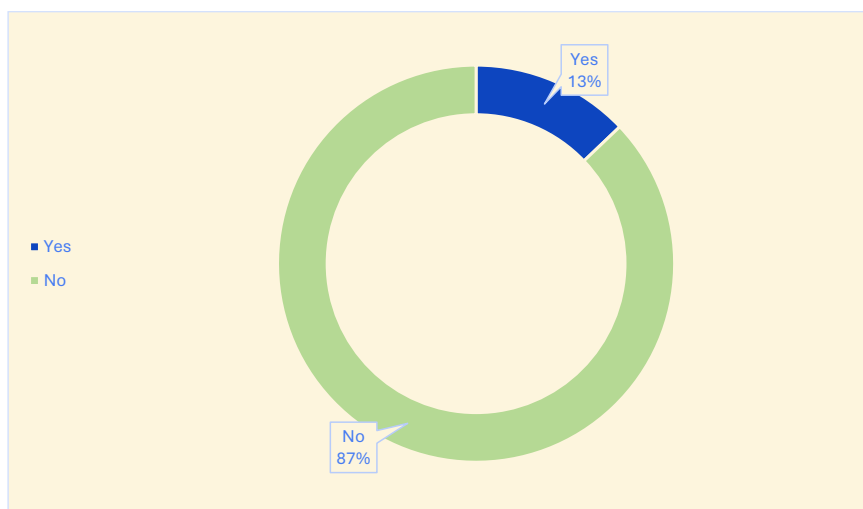


**Convenience vs safety trade-off was voiced 50 times. Respondents highlighted the following:**

- People prefer crossing near their destination
- Will detour for safety—but only to a point
- Many forced to cross wherever a gap appears
- The tension of choosing the shortest path versus the safest route



### Have you experienced any accidents or injuries as a pedestrian in the past 12-24 months?

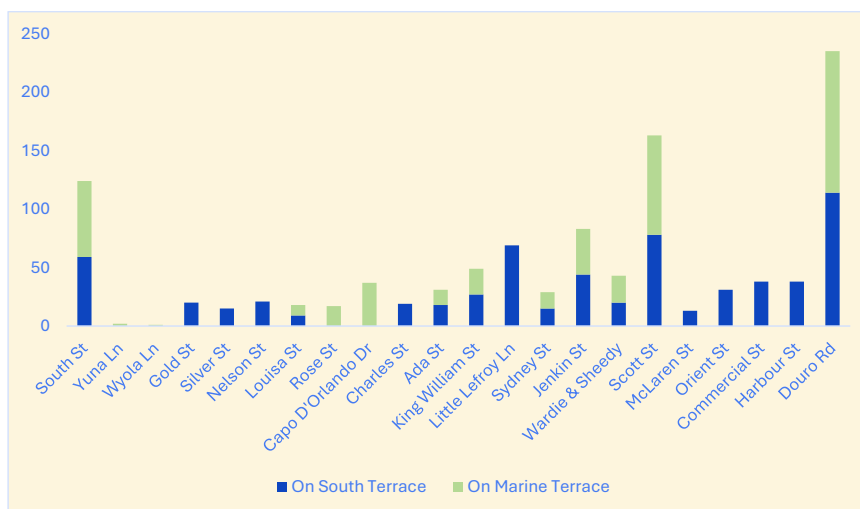


#### What does this data tell us?

- Respondents were asked to rate their current experience when moving through the project area.
- **87% of respondents** said **NO** – they had not experienced accidents or injuries in the past 12-24 months.
- **13% of respondents** said **YES** – they had not experienced accidents or injuries in the past 12-24 months. Respondents who selected YES highlighted the following:
  - o **Near misses:** Pedestrians were nearly hit by cars or other active transport when crossing. Near misses did not result in injuries but were most of the potential accident types experiences by respondents.
  - o **Trips & hazards:** Pedestrians frequently tripped over kerbs when crossing or stepping onto the footpath.
  - o **Reported incidents:** Cyclists reported being hit or struck by cars when cycling through the area.



**What are your most frequent crossing points?**



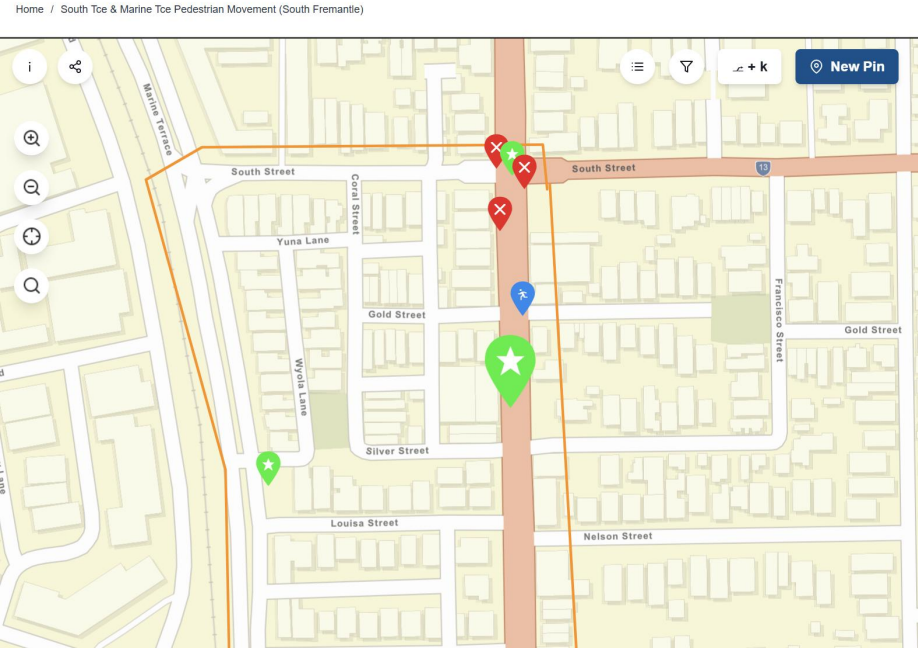
**What does this data tell us?**

- Respondents were asked to select their Top 5 crossing points along South Terrace and Marine Terrace.
- The chart above depicts respondent selections along both streets, noting that certain streets only sit alongside Marine Terrace or South Terrace and not both.
- Key considerations from this data reveal that:
  - o South St is an actively used crossing point for residents.
  - o The South Terrace Nodes see high pedestrian activity (especially at Little Lefroy Lane and Jenkin St)
  - o Scott St is highly popular (both because of a traffic light along Marine Terrace, and the popularity of Wild Bakery on South Terrace)
  - o Douro Road sees very heavy activity as pedestrians cross here to enter South Terrace, or to head to South Beach
- There are opportunities to disperse some of the pedestrian movement across South Terrace and Marine Terrace to spread out the activity in much safer ways along both streets.

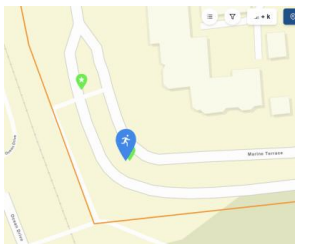
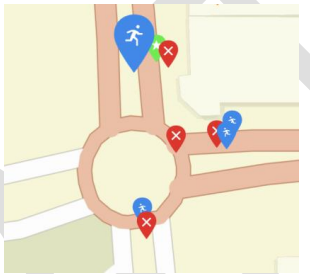
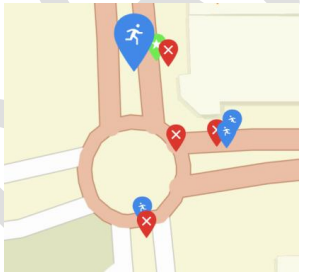


### INTERACTIVE MAP

Respondents were encouraged to plot out key movements, issues, and opportunities on an interactive map via the MySay project page. Staff also collected the same thoughts on a physical map during the community drop-in session. Responses have been summarised below.





Address	Pin Type	Comment
<p>Marine Terrace, South Fremantle, Perth, Western Australia, 6162, AUS</p> <p><a href="http://mysay.fremantle.wa.gov.au/south-tce-marine-tce-pedestrian-movement/places/interactive-map-south-tce-marine-tce?marker=173692">http://mysay.fremantle.wa.gov.au/south-tce-marine-tce-pedestrian-movement/places/interactive-map-south-tce-marine-tce?marker=173692</a></p>		<p>Me and lots of people cross here, especially when the beach is busy</p>
<p>South Terrace, South Fremantle, Perth, Western Australia, 6162, AUS</p> <p><a href="http://mysay.fremantle.wa.gov.au/south-tce-marine-tce-pedestrian-movement/places/interactive-map-south-tce-marine-tce?marker=173693">http://mysay.fremantle.wa.gov.au/south-tce-marine-tce-pedestrian-movement/places/interactive-map-south-tce-marine-tce?marker=173693</a></p>		<p>A really busy pedestrian crossing point</p>
<p>10-10 Douro Road, South Fremantle, Perth, Western Australia, 6162, AUS</p> <p><a href="http://mysay.fremantle.wa.gov.au/south-tce-marine-tce-pedestrian-movement/places/interactive-map-south-tce-marine-tce?marker=173694">http://mysay.fremantle.wa.gov.au/south-tce-marine-tce-pedestrian-movement/places/interactive-map-south-tce-marine-tce?marker=173694</a></p>		<p>A busy pedestrian crossing spot</p>
<p>South Terrace, South Fremantle, Perth, Western Australia, 6162, AUS</p> <p><a href="http://mysay.fremantle.wa.gov.au/south-tce-marine-tce-pedestrian-movement/places/interactive-map-south-tce-marine-tce?marker=173695">http://mysay.fremantle.wa.gov.au/south-tce-marine-tce-pedestrian-movement/places/interactive-map-south-tce-marine-tce?marker=173695</a></p>		<p>A busy pedestrian crossing point</p>


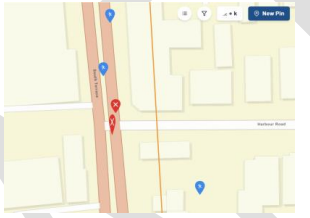
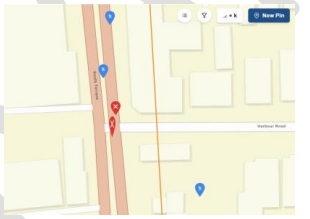


<p>Glo Getter, 284 South Terrace, South Fremantle, Perth, Western Australia, 6162, AUS</p> <p><a href="http://mysay.fremantle.wa.gov.au/south-tce-marine-tce-pedestrian-movement/places/interactive-map-south-tce-marine-tce?marker=173696">http://mysay.fremantle.wa.gov.au/south-tce-marine-tce-pedestrian-movement/places/interactive-map-south-tce-marine-tce?marker=173696</a></p>		<p>The section between Charles St and Wardie St is a busy pedestrian area because of the many cafe's, bars and small businesses, as well as The Meeting Place, along this stretch</p>
<p>244A-240 South Terrace, South Fremantle, Perth, Western Australia, 6162, AUS</p> <p><a href="http://mysay.fremantle.wa.gov.au/south-tce-marine-tce-pedestrian-movement/places/interactive-map-south-tce-marine-tce?marker=173698">http://mysay.fremantle.wa.gov.au/south-tce-marine-tce-pedestrian-movement/places/interactive-map-south-tce-marine-tce?marker=173698</a></p>		<p>Might be a little close to the South St lights, but a lot of people cross the street here to and from Keruffte</p>
<p>South Terrace, South Fremantle, Perth, Western Australia, 6162, AUS</p> <p><a href="http://mysay.fremantle.wa.gov.au/south-tce-marine-tce-pedestrian-movement/places/interactive-map-south-tce-marine-tce?marker=173700">http://mysay.fremantle.wa.gov.au/south-tce-marine-tce-pedestrian-movement/places/interactive-map-south-tce-marine-tce?marker=173700</a></p>		<p>Enormous amount of street crossing happening here as it's the best access to Dog Beach and South Beach, as well as Wild Bakery traffic to and from the beach</p>
<p>233-245 South Terrace, South Fremantle, Perth, Western Australia, 6162, AUS</p> <p><a href="http://mysay.fremantle.wa.gov.au/south-tce-marine-tce-pedestrian-movement/places/interactive-map-south-tce-marine-tce?marker=173701">http://mysay.fremantle.wa.gov.au/south-tce-marine-tce-pedestrian-movement/places/interactive-map-south-tce-marine-tce?marker=173701</a></p>		<p>Quite a bit of street crossing here - cafe hub that gets a lot of morning traffic from the beach. At night it's busy between restaurants and bars</p>

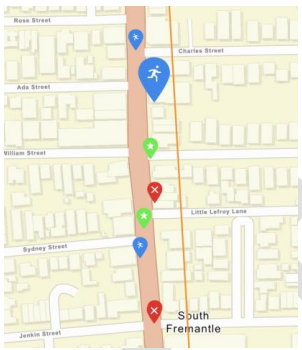

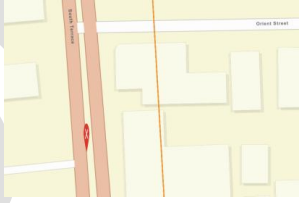
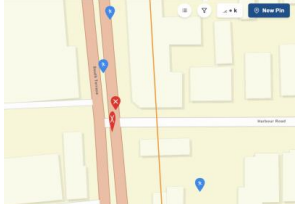


<p>South Terrace, South Fremantle, Perth, Western Australia, 6162, AUS</p> <p><a href="http://mysay.fremantle.wa.gov.au/south-tce-marine-tce-pedestrian-movement/places/interactive-map-south-tce-marine-tce?marker=173715">http://mysay.fremantle.wa.gov.au/south-tce-marine-tce-pedestrian-movement/places/interactive-map-south-tce-marine-tce?marker=173715</a></p>		<p>Access thru Rose and Ada Streets to railway crossing. Road can become busy, especially on weekends</p>
<p>Marine Terrace, South Fremantle, Perth, Western Australia, 6162, AUS</p> <p><a href="http://mysay.fremantle.wa.gov.au/south-tce-marine-tce-pedestrian-movement/places/interactive-map-south-tce-marine-tce?marker=173717">http://mysay.fremantle.wa.gov.au/south-tce-marine-tce-pedestrian-movement/places/interactive-map-south-tce-marine-tce?marker=173717</a></p>		<p>A busy pedestrian thoroughfare accessing dog beach.</p>
<p>338-342 South Terrace, South Fremantle, Perth, Western Australia, 6162, AUS</p> <p><a href="http://mysay.fremantle.wa.gov.au/south-tce-marine-tce-pedestrian-movement/places/interactive-map-south-tce-marine-tce?marker=173743">http://mysay.fremantle.wa.gov.au/south-tce-marine-tce-pedestrian-movement/places/interactive-map-south-tce-marine-tce?marker=173743</a></p>		<p>Many people cross here to access the beach</p>
<p>Harbour Plants, 404 South Terrace, South Fremantle, Perth, Western Australia, 6162, AUS</p> <p><a href="http://mysay.fremantle.wa.gov.au/south-tce-marine-tce-pedestrian-movement/places/interactive-map-south-tce-marine-tce?marker=173744">http://mysay.fremantle.wa.gov.au/south-tce-marine-tce-pedestrian-movement/places/interactive-map-south-tce-marine-tce?marker=173744</a></p>		<p>Heavy foot traffic at this point to access beach</p>

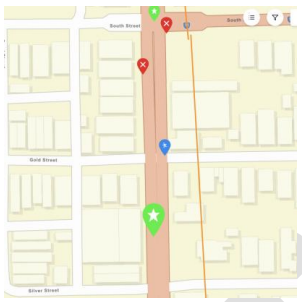
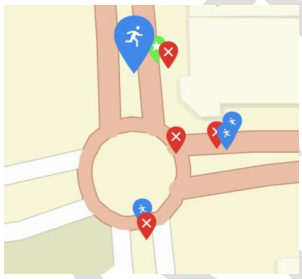
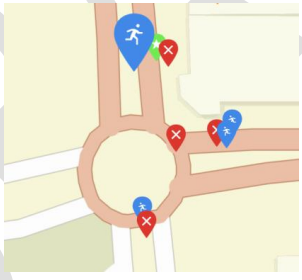


<p>Douro Road, South Fremantle, Perth, Western Australia, 6162, AUS</p> <p><a href="http://mysay.fremantle.wa.gov.au/south-tce-marine-tce-pedestrian-movement/places/interactive-map-south-tce-marine-tce?marker=174002">http://mysay.fremantle.wa.gov.au/south-tce-marine-tce-pedestrian-movement/places/interactive-map-south-tce-marine-tce?marker=174002</a></p>		<p>Often difficult to cross here with the dog as constant stream of traffic</p>
<p>South Terrace, South Fremantle, Perth, Western Australia, 6162, AUS</p> <p><a href="http://mysay.fremantle.wa.gov.au/south-tce-marine-tce-pedestrian-movement/places/interactive-map-south-tce-marine-tce?marker=174123">http://mysay.fremantle.wa.gov.au/south-tce-marine-tce-pedestrian-movement/places/interactive-map-south-tce-marine-tce?marker=174123</a></p>		<p>lots of people crossing here to get their food from little loaf bakery down to the beach. there is a little refuge island here which is good. Lots of people crossing the road from Orient St to Douro Rd</p>
<p>394-394 South Terrace, South Fremantle, Perth, Western Australia, 6162, AUS</p> <p><a href="http://mysay.fremantle.wa.gov.au/south-tce-marine-tce-pedestrian-movement/places/interactive-map-south-tce-marine-tce?marker=174679">http://mysay.fremantle.wa.gov.au/south-tce-marine-tce-pedestrian-movement/places/interactive-map-south-tce-marine-tce?marker=174679</a></p>		<p>Lots of foot traffic here</p>



Address	Pin Type	Comment
<p>Aroy Thai Restaurant, 308 South Terrace, South Fremantle, Perth, Western Australia, 6162, AUS</p> <p><a href="http://mysay.fremantle.wa.gov.au/south-tce-marine-tce-pedestrian-movement/places/interactive-map-south-tce-marine-tce?marker=173714">http://mysay.fremantle.wa.gov.au/south-tce-marine-tce-pedestrian-movement/places/interactive-map-south-tce-marine-tce?marker=173714</a></p>		<p>Cars need to come too far out of little lefroy lane to get visibility for turning. problematic for pedestrians and cyclists. Too many crossing options over raised pavement on roadway creates confusion with all road users.</p>
<p>South Street, South Fremantle, Perth, Western Australia, 6162, AUS</p> <p><a href="http://mysay.fremantle.wa.gov.au/south-tce-marine-tce-pedestrian-movement/places/interactive-map-south-tce-marine-tce?marker=173716">http://mysay.fremantle.wa.gov.au/south-tce-marine-tce-pedestrian-movement/places/interactive-map-south-tce-marine-tce?marker=173716</a></p>		<p>Crossing South Terrace as a pedestrian heading east on the southern side is very dangerous as building on the SE corner obscures view from traffic turning from South Street, heading west, to South Terrace, turning left to the south. It's safer to cross the road on a red light than dodging turning traffic on a green light.</p>
<p>South Terrace, South Fremantle, Perth, Western Australia, 6162, AUS</p> <p><a href="http://mysay.fremantle.wa.gov.au/south-tce-marine-tce-pedestrian-movement/places/interactive-map-south-tce-marine-tce?marker=174122">http://mysay.fremantle.wa.gov.au/south-tce-marine-tce-pedestrian-movement/places/interactive-map-south-tce-marine-tce?marker=174122</a></p>		<p>lots of people crossing here between food places. lots of cars doing Uturns at the entry to the side streets and sometimes mounting the kerb as they do their turn.</p>
<p>South Terrace, South Fremantle, Perth, Western Australia, 6162, AUS</p> <p><a href="http://mysay.fremantle.wa.gov.au/south-tce-marine-tce-pedestrian-movement/places/interactive-map-south-tce-marine-tce?marker=174124">http://mysay.fremantle.wa.gov.au/south-tce-marine-tce-pedestrian-movement/places/interactive-map-south-tce-marine-tce?marker=174124</a></p>		<p>If you have a dog, it can be hard to cross south tce because if hoons go down it terrifies your animal and they try to jump away in fright. It is stressful. Even when the road is clear one way, there is often traffic moving quickly the other way and they typically won't stop to let you cross.</p>

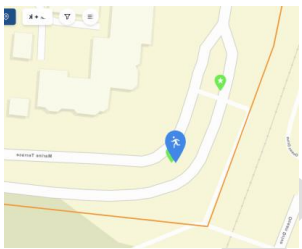
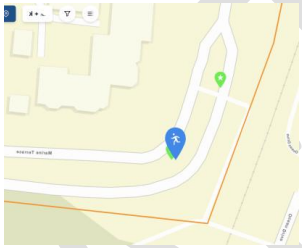
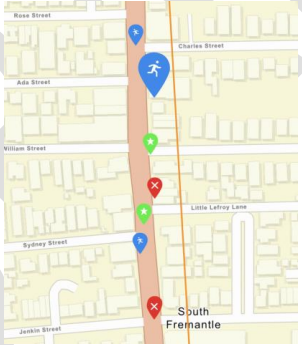
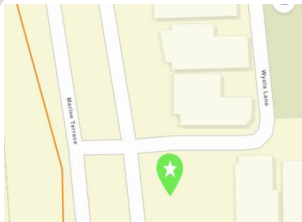


<p>163-165 South Terrace, South Fremantle, Perth, Western Australia, 6162, AUS</p> <p><a href="http://mysay.fremantle.wa.gov.au/south-tce-marine-tce-pedestrian-movement/places/interactive-map-south-tce-marine-tce?marker=174125">http://mysay.fremantle.wa.gov.au/south-tce-marine-tce-pedestrian-movement/places/interactive-map-south-tce-marine-tce?marker=174125</a></p>		<p>I have had a bus push me off the road on my bike.</p>
<p>South Terrace, South Fremantle, Perth, Western Australia, 6162, AUS</p> <p><a href="http://mysay.fremantle.wa.gov.au/south-tce-marine-tce-pedestrian-movement/places/interactive-map-south-tce-marine-tce?marker=174126">http://mysay.fremantle.wa.gov.au/south-tce-marine-tce-pedestrian-movement/places/interactive-map-south-tce-marine-tce?marker=174126</a></p>		<p>Super dangerous crossing here, especially if you have a dog or a pram, or if you are elderly. The Cars travelling south on South Terrace are all looking to the right and they nearly run over pedestrians. Some don't indicate and you think you can cross then they nearly drive into you and abuse you.</p>
<p>Wilkins Hannah, South Fremantle, Perth, Western Australia, 6162, AUS</p> <p><a href="http://mysay.fremantle.wa.gov.au/south-tce-marine-tce-pedestrian-movement/places/interactive-map-south-tce-marine-tce?marker=174165">http://mysay.fremantle.wa.gov.au/south-tce-marine-tce-pedestrian-movement/places/interactive-map-south-tce-marine-tce?marker=174165</a></p>		<p>The roundabout is difficult to navigate given volume and speed of vehicles, often very difficult to see if cars are planning to turn (esp on SE corner, and esp when cars don't indicate), and roundabout is so small there's little incentive for cars to slow down.</p>


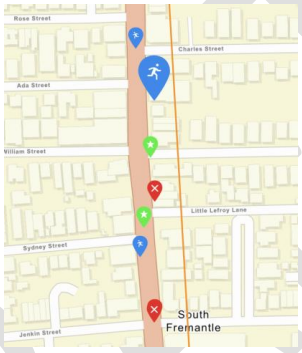



<p>South Terrace, South Fremantle, Perth, Western Australia, 6160, AUS</p> <p><a href="http://mysay.fremantle.wa.gov.au/south-tce-marine-tce-pedestrian-movement/places/interactive-map-south-tce-marine-tce?marker=174677">http://mysay.fremantle.wa.gov.au/south-tce-marine-tce-pedestrian-movement/places/interactive-map-south-tce-marine-tce?marker=174677</a></p>		<p>Raised node creates confusion. Pedestrians feel they have right of way but no signs indicate this.</p>
<p>159 South Tce, Fremantle, Perth, Western Australia, 6160, AUS</p> <p><a href="http://mysay.fremantle.wa.gov.au/south-tce-marine-tce-pedestrian-movement/places/interactive-map-south-tce-marine-tce?marker=174678">http://mysay.fremantle.wa.gov.au/south-tce-marine-tce-pedestrian-movement/places/interactive-map-south-tce-marine-tce?marker=174678</a></p>		<p>The change in lane size, along with parked traffic, makes drivers rush through the lights without considering pedestrians</p>
<p>396-396 South Terrace, South Fremantle, Perth, Western Australia, 6162, AUS</p> <p><a href="http://mysay.fremantle.wa.gov.au/south-tce-marine-tce-pedestrian-movement/places/interactive-map-south-tce-marine-tce?marker=174710">http://mysay.fremantle.wa.gov.au/south-tce-marine-tce-pedestrian-movement/places/interactive-map-south-tce-marine-tce?marker=174710</a></p>		<p>very busy intersection - needs clear zebra crossing</p>
<p>South Terrace, South Fremantle, Perth, Western Australia, 6160, AUS</p> <p><a href="http://mysay.fremantle.wa.gov.au/south-tce-marine-tce-pedestrian-movement/places/interactive-map-south-tce-marine-tce?marker=174711">http://mysay.fremantle.wa.gov.au/south-tce-marine-tce-pedestrian-movement/places/interactive-map-south-tce-marine-tce?marker=174711</a></p>		<p>Extremely busy intersection, traffic calming not effective, current street calming creates confusion, not identifiable as a cross walk - needs proper zebra crossing.</p>



Address	Pin Type	Comment
<p>Marine Terrace, South Fremantle, Perth, Western Australia, 6162, AUS</p> <p><a href="http://mysay.fremantle.wa.gov.au/south-tce-marine-tce-pedestrian-movement/places/interactive-map-south-tce-marine-tce?marker=173718">http://mysay.fremantle.wa.gov.au/south-tce-marine-tce-pedestrian-movement/places/interactive-map-south-tce-marine-tce?marker=173718</a></p>		<p>Possible pedestrian access to beach crossing. Has good to fair visibility of traffic - better with traffic calming. This is a busy crossing and on weekends there is a lot of traffic along this road.</p>
<p>Marine Terrace, South Fremantle, Perth, Western Australia, 6162, AUS</p> <p><a href="http://mysay.fremantle.wa.gov.au/south-tce-marine-tce-pedestrian-movement/places/interactive-map-south-tce-marine-tce?marker=173964">http://mysay.fremantle.wa.gov.au/south-tce-marine-tce-pedestrian-movement/places/interactive-map-south-tce-marine-tce?marker=173964</a></p>		<p>Better crossing point here.</p>
<p>King William Street, South Fremantle, Perth, Western Australia, 6162, AUS</p> <p><a href="http://mysay.fremantle.wa.gov.au/south-tce-marine-tce-pedestrian-movement/places/interactive-map-south-tce-marine-tce?marker=173965">http://mysay.fremantle.wa.gov.au/south-tce-marine-tce-pedestrian-movement/places/interactive-map-south-tce-marine-tce?marker=173965</a></p>		<p>Move the stop signs and hold lines at all such intersections back to before the kerb ramp. This is a subtle and inexpensive way to let all car drivers to look for pedestrians at all points and that there is an emphasis here as a pedestrian environment.</p>
<p>2 Louisa St, South Fremantle, Perth, Western Australia, 6162, AUS</p> <p><a href="http://mysay.fremantle.wa.gov.au/south-tce-marine-tce-pedestrian-movement/places/interactive-map-south-tce-marine-tce?marker=173966">http://mysay.fremantle.wa.gov.au/south-tce-marine-tce-pedestrian-movement/places/interactive-map-south-tce-marine-tce?marker=173966</a></p>		<p>All along here there are few places to cross, just in case you want to get to a parked car.</p>



<p>South Street, Fremantle, Perth, Western Australia, 6160, AUS</p> <p><a href="http://mysay.fremantle.wa.gov.au/south-tce-marine-tce-pedestrian-movement/places/interactive-map-south-tce-marine-tce?marker=173967">http://mysay.fremantle.wa.gov.au/south-tce-marine-tce-pedestrian-movement/places/interactive-map-south-tce-marine-tce?marker=173967</a></p>		<p>One could do more to make this intersection feel safer and more comfortable rather than the incongruous (given the rest of the context from the Fremantle Station to Duoro Road) wide open exposed unsafe feeling it has now. I am sure Main Roads has reasons, but this is where you, dear traffic engineer, get to stand up for the residents in face of that.</p>
<p>3 Little Pigs Wa, 231 South Terrace, South Fremantle, Perth, Western Australia, 6162, AUS</p> <p><a href="http://mysay.fremantle.wa.gov.au/south-tce-marine-tce-pedestrian-movement/places/interactive-map-south-tce-marine-tce?marker=174004">http://mysay.fremantle.wa.gov.au/south-tce-marine-tce-pedestrian-movement/places/interactive-map-south-tce-marine-tce?marker=174004</a></p>		<p>This cross roads would be a great piazza area, pedestrianised with cafe tables on the street around a central focus.</p>
<p>South Terrace, South Fremantle, Perth, Western Australia, 6162, AUS</p> <p><a href="http://mysay.fremantle.wa.gov.au/south-tce-marine-tce-pedestrian-movement/places/interactive-map-south-tce-marine-tce?marker=174121">http://mysay.fremantle.wa.gov.au/south-tce-marine-tce-pedestrian-movement/places/interactive-map-south-tce-marine-tce?marker=174121</a></p>		<p>Opportunity to create a much more pedestrian oriented space by making south terrace a one-way road, with a bidirectional bike lane, cars parked on a diagonal and more room for cafes to spread onto the sidewalk.</p>

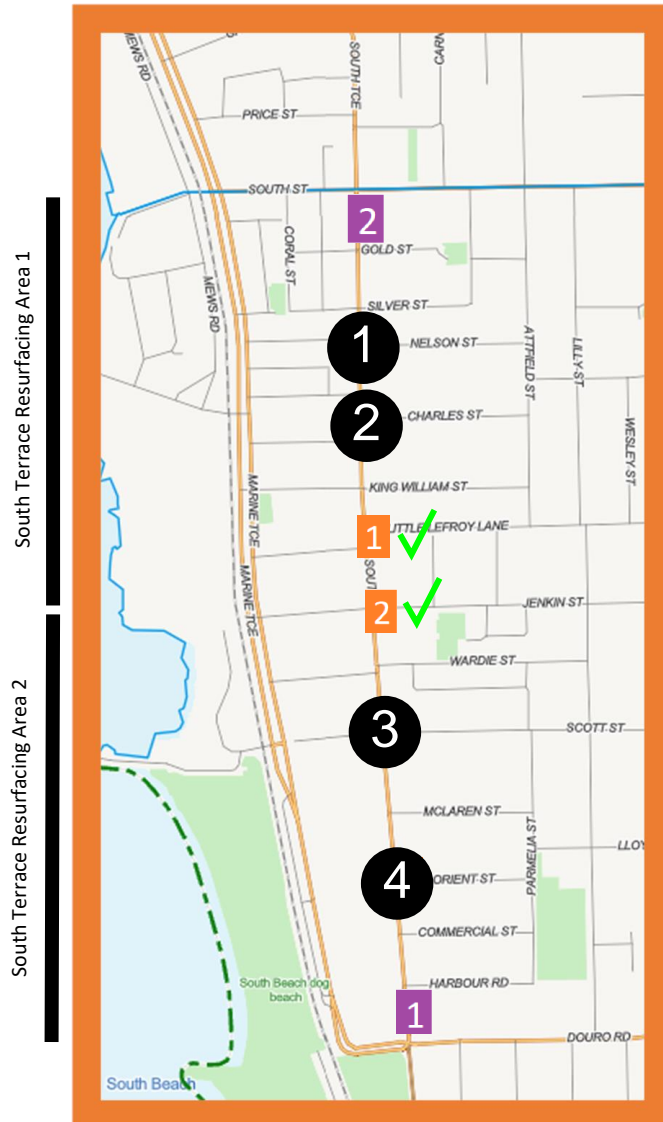


<p>404-408 South Terrace, South Fremantle,          Perth, Western Australia, 6162, AUS</p> <p><a href="http://mysay.fremantle.wa.gov.au/south-tce-marine-tce-pedestrian-movement/places/interactive-map-south-tce-marine-tce?marker=174166">http://mysay.fremantle.wa.gov.au/south-tce-marine-tce-pedestrian-movement/places/interactive-map-south-tce-marine-tce?marker=174166</a></p>	A map showing a roundabout with several pedestrian crossing markers. Blue markers with a white pedestrian icon indicate existing crossings, while red markers with a white 'X' indicate proposed crossings.	<p>If there were pedestrian (zebra) crossings on each side of the roundabout - pedestrians would be prioritised over vehicles like they are in central Fremantle. The central Fremantle roundabouts feel much safer to cross, and cars just accept that it's a 'slow zone'. It would be amazing if the Douro Road / South Terrace roundabout was equally safe with pedestrian prioritised.</p>
--	---	--

DRAFT


# South Terrace

## Crossing Points



- X = Permanent Streetscape Upgrade (Nodes)
- Y = Improved Threshold/Gateway Treatments

**Node 1 – Completed**  
Little Lefroy Ln & Sydney St



**Node 2**  
Jenkin St  
Drainage works – Complete  
Streetscape works – Budget adopted for 21/22





**Nelson St & South Tce Intersection 1**



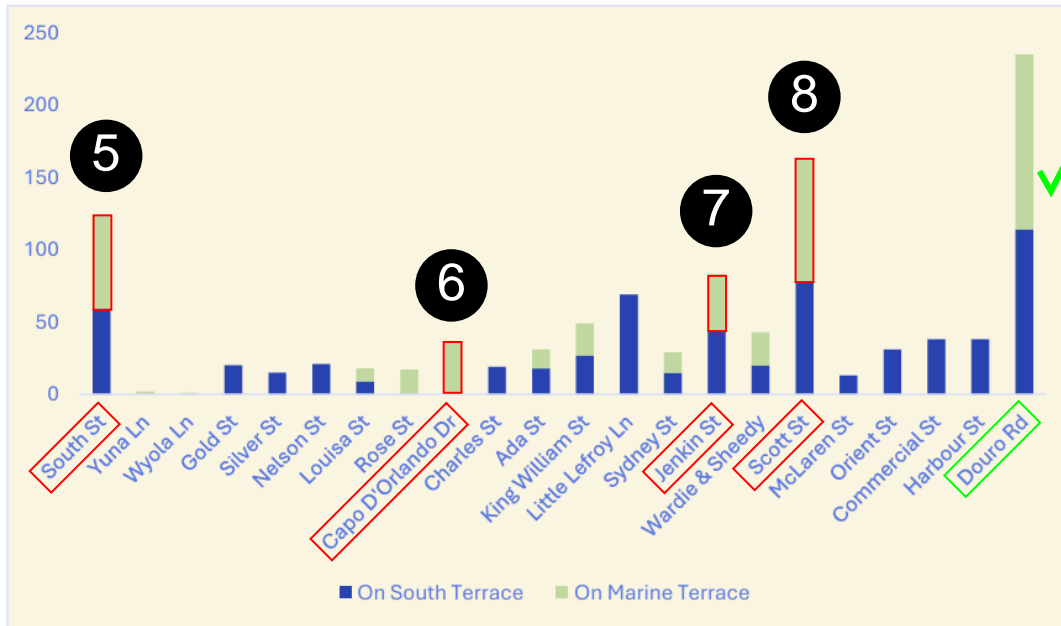
**Charles St & South Tce Intersection 2**



**Scott St & South Tce Intersection 3**



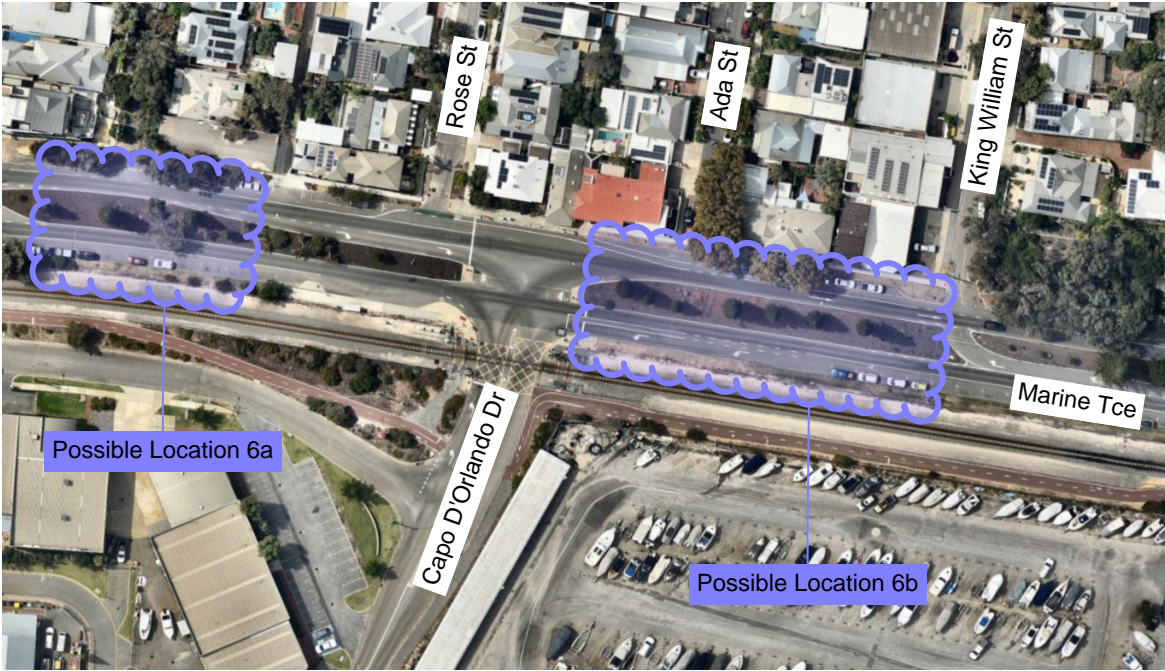
**Orient St & South Tce Intersection 4**



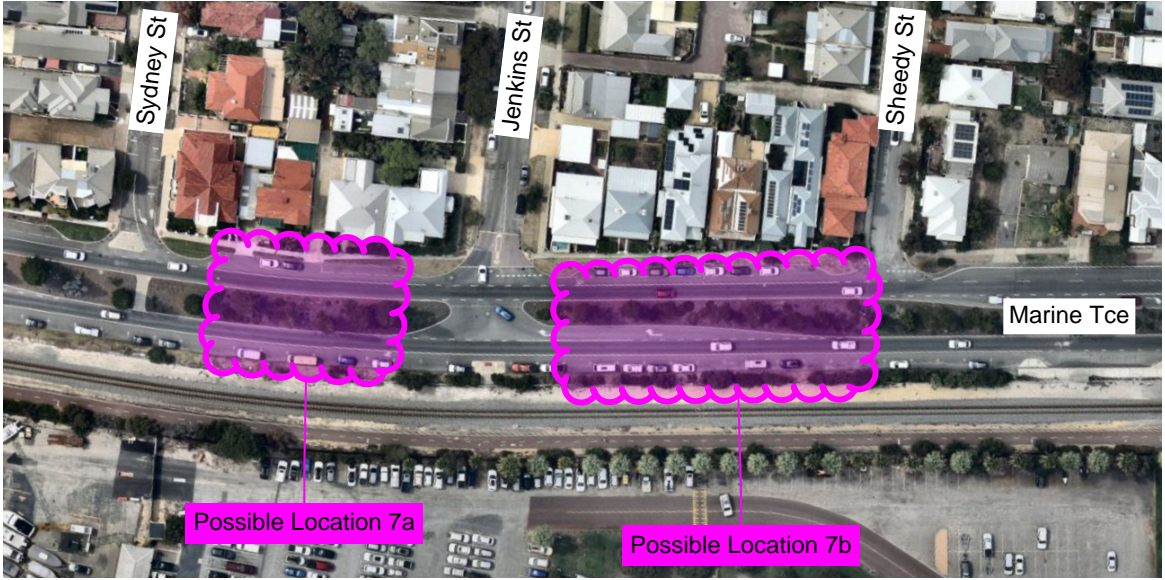
### Marine Tce Survey - Crossing Location Requests



### South St & Marine Tce Intersection 5



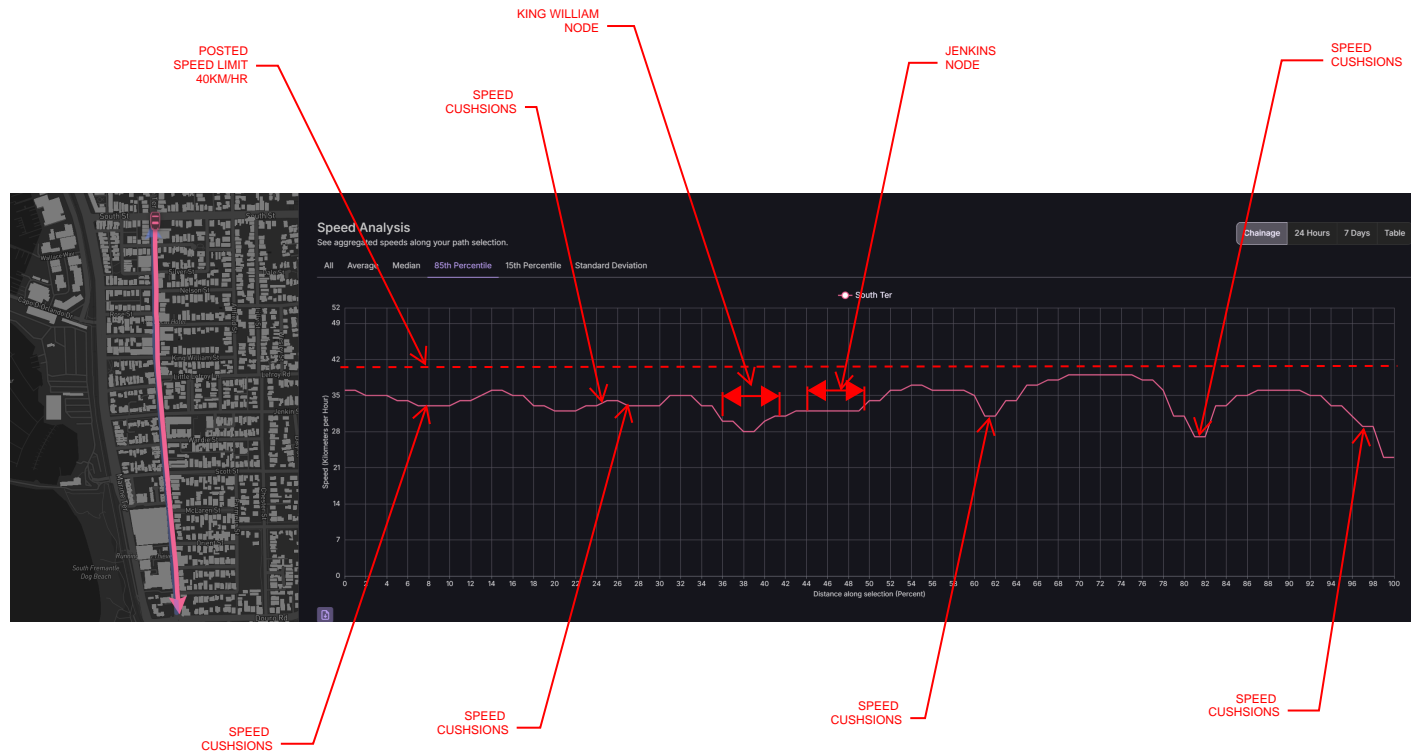
**Capo D'Orlando Dr & Marine Tce Intersection 6**



**Jenkins St & Marine Tce Intersection 7**

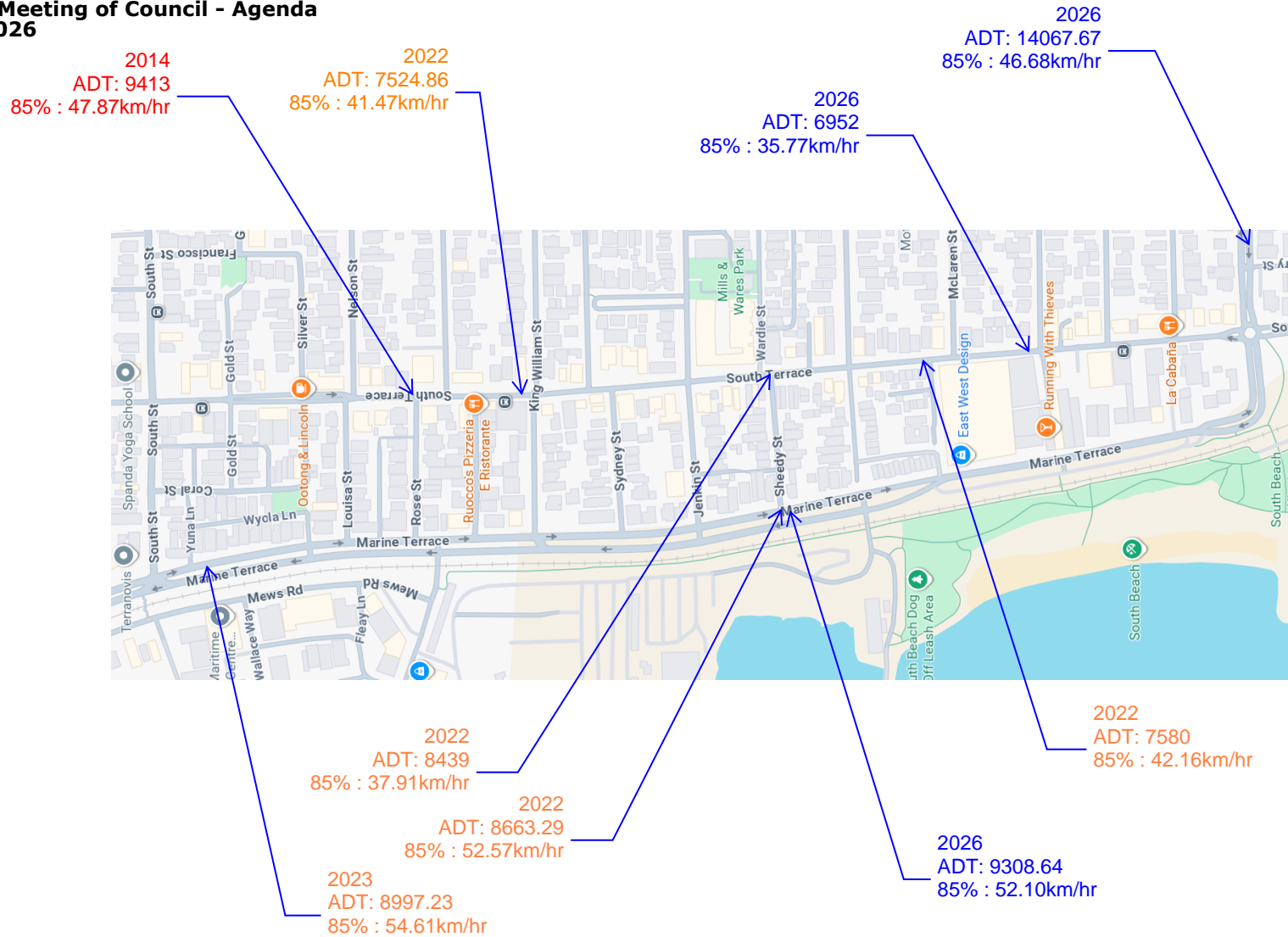


**Scott St & Marine Tce Intersection 8**



**City of Fremantle  
Ordinary Meeting of Council - Agenda  
27 May 2026**

**C2605-20.3  
Traffic Data**



***Waste Avoidance and Resource Recovery Act 2007***  
***Local Government Act 1995***

**City of Fremantle**

**Waste Local Law 2026**

Under the powers conferred on it by the *Waste Avoidance and Resource Recovery Act 2007*, the *Local Government Act 1995* and under all other enabling powers, the Council of the City of Fremantle resolved on [insert date] to make the following local law.

**Part 1 - Preliminary**

**1.1 Short title**

This is the City of Fremantle Waste Local Law 2026.

**1.2 Commencement**

This local law commences 14 days after the day on which it is published in the *Government Gazette*.

**1.3 Application**

This local law applies throughout the district.

**1.4 Repeal**

Clauses 41, 42, 43, 44, 45, 46, 48, 50, and 51 (inclusive) of the City of Fremantle Health Local Laws 1997, published in the *Government Gazette* on 30 April 1998 is repealed.

**1.5 Meaning of terms used in this local law**

(1) In this local law—

***authorised person*** means a person appointed by the local government under section 9.10 of the LG Act to perform any of the functions of an authorised person under this local law;

***collectable waste*** means local government waste that is not—

- (a) liquid refuse;
- (b) liquid waste; or
- (c) non-collectable waste;

**collectable waste receptacle** means a receptacle for the deposit and collection of collectable waste that is—

- (a) a recycling waste receptacle;
- (b) a general waste receptacle; or
- (c) an organic waste receptacle;

**collection**, when used in relation to a receptacle, means the collection and removal of collectable waste from the receptacle by the local government or its contractor;

**collection day** means the day determined by the local government for the collection of collectable waste in the district or a part of the district;

**collection time** means the time on the collection day determined by the local government for the collection of collectable waste in the district or a part of the district;

**costs** of the local government include administrative costs;

**Council** means the council of the local government;

**district** means the district of the local government;

**general waste receptacle** means a receptacle for the deposit and collection of collectable waste that is not recycling waste;

**LG Act** means the *Local Government Act 1995*;

**LG Regulations** means the *Local Government (Functions and General) Regulations 1996*;

**local government** means City of Fremantle;

**local government waste** has the same meaning as in the WARR Act;

**non-collectable waste** has the meaning set out in Schedule 1;

**occupier** in relation to premises, means any or all of the following—

- (a) a person by whom or on whose behalf the premises are actually occupied; or
- (b) a person having the management or control of the premises;

**organic waste** means waste that decomposes readily, such as garden waste or food waste;

**organic waste receptacle** means a receptacle for the deposit and collection of organic waste;

**owner** has the same meaning as in the LG Act;

**public place** includes a place to which the public ordinarily have access, whether or not by payment of a fee;

**receptacle**, means a receptacle—

- (a) that has been supplied for the use of the premises by the local government or its contractor, or which has otherwise been approved by the local government; and
- (b) the waste from which is collected and removed from the premises by the local government or its contractor;

**recycling waste receptacle** means a receptacle for the deposit and collection of recycling waste;

**recycling waste** means—

- (a) paper and cardboard;
- (b) plastic containers comprised of polyethylene terephthalate or high density polyethylene;
- (c) glass containers;
- (d) steel containers;
- (e) aluminium containers;
- (f) liquid paper board; and
- (g) any other waste determined by the local government to be recycling waste;

**specified** means specified by the local government or an authorised person, as the case may be;

**street alignment** means the boundary between the land comprising a street and the land that abuts the street;

**WARR Act** means the *Waste Avoidance and Resource Recovery Act 2007*;

**WARR Regulations** means the *Waste Avoidance and Resource Recovery Regulations 2008*;

**waste** has the same meaning as in the WARR Act;

**waste facility** means a waste facility, as defined in the WARR Act, that is operated by the local government; and

**waste service** has the same meaning as in the WARR Act.

- (2) Where, in this local law, a duty or liability is imposed on an owner or occupier, or on an owner and occupier, the duty or liability is taken to be imposed jointly and severally on each of the owners or occupiers.

### **1.6 Local public notice of determinations**

Where, under this local law, the local government has a power to determine a matter –

- (a) local public notice, under section 1.7 of the LG Act, must be given of the matter determined;
- (b) the determination becomes effective only after local public notice has been given;
- (c) the determination remains in force for the period of one year after the date that local public notice has been given under subclause (a);
- (d) after the period referred to in subclause (c), the determination continues in force only if, and for so long as, it is the subject of local public notice, given annually, under section 1.7 of the LG Act; and
- (e) the determination must be recorded in a publicly accessible register of determinations that must be maintained by the local government.

### **1.7 Rates, fees and charges**

The local government's powers to impose rates, fees and charges in relation to waste services are set out in sections 66 to 68 of the WARR Act and sections 6.16 and 6.17 of the LG Act.

### **1.8 Power to provide waste services**

The local government's power to provide, or enter into a contract for the provision of, waste services is dealt with in section 50 of the WARR Act.

## **Part 2 - Local government waste**

### **2.1 Supply of receptacles**

- (1) The local government is to supply, for the use of each premises that are, or are capable of being, occupied or used for residential purposes, one or more receptacles for the collection and removal, from those premises, of collectable waste.
- (2) The owner of premises to which subclause (1) applies must—
  - (a) ensure that the fee or charge (if any) imposed by the local government in relation to each receptacle is paid to the local government; and
  - (b) ensure that each receptacle is used, in respect of those premises, in accordance with this local law.

### **2.2 Deposit of waste in receptacles**

- (1) An owner or occupier of premises must not deposit or permit to be deposited in a receptacle any non-collectable waste.

- (2) A person must not deposit waste in a receptacle that has been provided for the use of other premises without the consent of the owner or occupier of those premises.

### **2.3 General waste receptacles**

- (1) An owner or occupier of premises must not deposit or permit to be deposited in a general waste receptacle—
  - (a) where the receptacle has a capacity of 240 litres—more than 70 kilograms of collectable waste; or
  - (b) where the receptacle has any other capacity—more than the weight determined by the local government.
- (2) Where the local government supplies recycling waste receptacles, an owner or occupier of premises must not deposit or permit to be deposited in a general waste receptacle any recycling waste.
- (3) Where the local government supplies organic waste receptacles, an owner or occupier of premises must not deposit or permit to be deposited in a general waste receptacle any organic waste.

### **2.4 Recycling waste receptacles**

An owner or occupier of premises must not deposit or permit to be deposited in a recycling waste receptacle—

- (a) anything other than the particular type of recycling waste for which that receptacle was provided by the local government for those premises;
- (b) where the receptacle has a capacity of 240 litres— more than 70 kilograms of recycling waste; or
- (c) where the receptacle has any other capacity—more than the weight determined by the local government.

### **2.5 Organic waste receptacles**

An owner or occupier of premises must not deposit or permit to be deposited in an organic waste receptacle—

- (a) anything other than the particular type of organic waste for which that receptacle was provided by the local government for those premises;
- (b) where the receptacle has a capacity of 240 litres - more than 70 kilograms of organic waste; or
- (c) where the receptacle has any other capacity - more than the weight determined by the local government.

### **2.6 Direction to place or remove a receptacle**

- (1) The local government or an authorised person may give a written direction to an owner or occupier of specified premises —

- (a) to place a receptacle in respect of those premises for collection;  
or
  - (b) to remove a receptacle in respect of those premises after collection.
- (2) The direction under subclause (1) may specify when the placement or removal is to occur, or where the receptacle is to be placed, or both.
- (3) An owner or occupier of premises must comply with a direction given under this clause.

## 2.7 Duties of owner or occupier

An owner or occupier of premises must—

- (a) except for a reasonable period before and after collection time, keep each receptacle in a storage space or area that is behind the street alignment;
- (b) take reasonable steps, if placing a receptacle for collection on the verge adjoining the premises, or other area as determined by the local government, ensure that, within a reasonable period before collection time, each receptacle is —
  - (i) within 1 metre of the carriageway;
  - (ii) placed so that it does not unduly obstruct any footpath, cycle way, right-of-way or carriageway; and
  - (iii) facing squarely to the edge of and opening towards the carriageway,or in such other position as is approved in writing by the local government or an authorised person; and
- (c) if the receptacle is lost, stolen, damaged or defective, notify the local government, as soon as practicable, after the event.

## 2.8 Exemption

- (1) An owner or occupier of premises may apply in writing to the local government for an exemption from compliance with the requirements of clause **Error! Reference source not found.** or (b).
- (2) The local government or an authorised person may grant, with or without conditions, or refuse an application for exemption from compliance under this clause.
- (3) An exemption granted under this clause must state—
- (a) the premises to which the exemption applies;
  - (b) the period during which the exemption applies; and
  - (c) any conditions imposed by the local government or the authorised person.

- (4) An exemption granted under this clause ceases to apply –
  - (a) if the local government decides, on reasonable grounds, that there has been a failure to comply with a condition of the exemption; and
  - (b) from the date that the local government informs the owner or occupier of its decision under clause **Error! Reference source not found.**

## 2.9 Damaging or removing receptacles

A person, other than the local government or its contractor, must not—

- (a) damage, destroy or interfere with a receptacle; or
- (b) except as permitted by this local law or as authorised by the local government or an authorised person, remove a receptacle from any premises to which it was delivered by the local government or its contractor.

## 2.10 Verge collections

- (1) Where the local government has advertised a verge waste collection (such as a green waste, or a bulk waste, verge collection) a person, unless with and in accordance with the approval of the local government or an authorised person—
  - (a) must deposit waste only during the period of time, and in accordance with other terms and conditions, as advertised by the local government in relation to that verge waste collection; and
  - (b) must otherwise comply with those terms and conditions.
- (2) Where waste has been deposited on a verge for a verge waste collection, a person must not remove any of that waste for a commercial purpose but may remove it for any other purpose.
- (3) Except where waste is lawfully removed from a verge under this clause, a person must not disassemble or tamper with any waste deposited on a verge for a verge waste collection so as to increase the risk of harm to any person.
- (4) Clause **Error! Reference source not found.** does not apply to the local government or a person engaged or contracted by the local government in relation to the verge waste collection.

## Part 3 - General duties

### 3.1 Duties of an owner or occupier

An owner or occupier of premises must—

- (a) take reasonable steps to ensure that a sufficient number of receptacles are provided to contain all waste which accumulates or may accumulate in or from the premises;

- (b) ensure that each receptacle is kept in good condition and repair;
- (c) take all reasonable steps to—
  - (i) prevent fly breeding and keep each receptacle free of flies, maggots, cockroaches, rodents and other vectors of disease;
  - (ii) prevent the emission of offensive or noxious odours from each receptacle; and
  - (iii) ensure that each receptacle does not cause a nuisance to an occupier of adjoining premises; and
- (d) whenever directed to do so by the local government or an authorised person, thoroughly clean, disinfect, deodorise and apply a residual insecticide to each receptacle.

### **3.2 Removal of waste from premises**

- (1) A person must not remove any waste from premises unless that person is—
  - (a) the owner or occupier of the premises;
  - (b) authorised to do so by the owner or occupier of the premises; or
  - (c) authorised in writing to do so by the local government or an authorised person.
- (2) A person must not remove any waste from a receptacle without the approval of –
  - (a) the local government or an authorised person; or
  - (b) the owner or occupier of the premises at which the receptacle is ordinarily kept.

### **3.3 Receptacles and containers for public use**

A person must not, without the approval of the local government or an authorised person—

- (a) deposit household, commercial or other waste from any premises on or into; or
- (b) remove any waste from,

a receptacle provided for the use of the general public in a public place.

## **Part 4 - Operation of waste facilities**

### **4.1 Operation of this Part**

This Part applies to a person who enters a waste facility.

#### **4.2 Hours of operation**

The local government may from time to time determine the hours of operation of a waste facility.

#### **4.3 Signs and directions**

- (1) The local government or an authorised person may regulate the use of a waste facility—
  - (a) by means of a sign; or
  - (b) by giving a direction to a person within a waste facility.
- (2) A person within a waste facility must comply with a sign or direction under subclause (1).
- (3) The local government or an authorised person may direct a person who commits, or is reasonably suspected by the local government or the authorised person of having committed, an offence under this clause to leave the waste facility immediately.
- (4) A person must comply with a direction under subclause (3).

#### **4.4 Fees and charges**

- (1) Unless subclause (3) applies, a person must, on or before entering a waste facility or on demand by the local government or an authorised person, pay the fee or charge as assessed by an authorised person.
- (2) An authorised person may assess the fee or charge in respect of a particular load of waste at a rate that applies to any part of that load, even if that rate is higher than the rate that would apply to any other part of the load.
- (3) Subclause (1) does not apply—
  - (a) to a person who disposes of waste in accordance with the terms of—
    - (i) a credit arrangement with the local government; or
    - (ii) any other arrangement with the local government to pay the fee or charge at a different time or in a different manner; and
  - (b) to the deposit of waste owned by the local government, or in the possession of an employee on behalf of the local government.

#### **4.5 Depositing waste**

- (1) A person must not deposit waste at a waste facility other than—
  - (a) at a location determined by a sign and in accordance with the sign; and
  - (b) in accordance with the direction of an authorised person.

- (2) The local government may determine the classification of any waste that may be deposited at a waste facility.

#### **4.6 Prohibited activities**

- (1) Unless authorised by the local government, a person must not—
- (a) remove any waste or any other thing from a waste facility;
  - (b) deposit at a waste facility that is a landfill site any waste that is toxic, poisonous or hazardous, or the depositing of which is regulated or prohibited by any written law;
  - (c) light a fire in a waste facility;
  - (d) remove, damage or otherwise interfere with any flora in a waste facility;
  - (e) remove, injure or otherwise interfere with any fauna in a waste facility; or
  - (f) damage, deface or destroy any building, equipment, plant or property within a waste facility.
- (2) A person must not act in an abusive or threatening manner towards any person using, or engaged in the management or operation of, a waste facility.

### **Part 5 - Enforcement**

#### **5.1 Objection and appeal rights**

Division 1 of Part 9 of the LG Act applies to a decision under this local law to grant, renew, vary or cancel –

- (a) an approval under clause 2.7(b);
- (b) an exemption under clause 2.8(2);
- (c) an approval under clause 2.9(b);
- (d) an approval under clause 2.10(1);
- (e) an authorisation under clause 3.2(1)(c);
- (f) an approval under clause 3.2(2); and
- (g) an approval under clause 3.3.

#### **5.2 Offences and general penalty**

- (1) A person who fails to do anything required or directed to be done under this local law, or who does anything which under this local law a person is prohibited from doing, commits an offence.

- (2) A person who commits an offence under this local law is liable, on conviction, to a penalty not exceeding \$5,000, and if the offence is of a continuing nature, to a further penalty not exceeding \$500 in respect of each day or part of a day during which the offence has continued.

### **5.3 Other costs and expenses**

- (1) A person who is convicted of an offence under this local law is to be liable, in addition to any penalty imposed under clause 5.2, to pay to the local government the costs and expenses incurred by the local government in taking remedial action such as—
  - (a) removing and lawfully disposing of toxic, hazardous or poisonous waste; or
  - (b) making good any damage caused to a waste facility.
- (2) The costs and expenses incurred by the local government are to be recoverable, as a debt due to the local government, in a court of competent civil jurisdiction.

### **5.4 Prescribed offences**

- (1) An offence against a clause specified in Schedule 2 is a prescribed offence for the purposes of section 9.16(1) of the LG Act.
- (2) The amount of the modified penalty for a prescribed offence is that specified adjacent to the clause in Schedule 2.

### **5.5 Form of notices**

- (1) Where a vehicle is involved in the commission of an offence, the form of the notice referred to in section 9.13 of the LG Act is that of Form 1 in Schedule 1 of the LG Regulations.
- (2) The form of the infringement notice given under section 9.16 of the LG Act is that of Form 2 in Schedule 1 of the LG Regulations.
- (3) The form of the infringement withdrawal notice given under section 9.20 of the LG Act is that of Form 3 in Schedule 1 of the LG Regulations.

**Schedule 1 - Meaning of 'non-collectable waste'**  
[Clause 1.5(1)]

**non-collectable waste** means –

- (a) hot or burning material;
- (b) household hazardous waste, including paint, acids, alkalis, fire extinguishers, solvents, pesticides, oils, gas cylinders, batteries, chemicals and heavy metals;
- (c) any other hazardous material, such as radioactive waste;
- (d) any explosive material, such as flares or ammunition;
- (e) electrical and electronic equipment;
- (f) hospital, medical, veterinary, laboratory or pathological substances;
- (g) construction or demolition waste;
- (h) sewage;
- (i) 'controlled waste' for the purposes of the *Environmental Protection (Controlled Waste) Regulations 2004*;
- (j) any object that is greater in length, width, or breadth than the corresponding dimension of the receptacle or that will not allow the lid of the receptacle to be tightly closed;
- (k) waste that is or is likely to become offensive or a nuisance, or give off an offensive or noxious odour, or to attract flies or cause fly breeding unless it is first wrapped in non-absorbent or impervious material or placed in a sealed impervious and leak-proof container; and
- (l) any other waste determined by the local government to be non-collectable waste.

**Schedule 2 - Prescribed offences**

<b>Item No.</b>	<b>Clause No.</b>	<b>Description</b>	<b>Modified Penalty</b>
1	2.1(2)(a)	Failing to pay fee or charge	\$350
2	2.1(2)(b)	Failing to ensure lawful use of receptacle	\$350
3	2.2(1)	Depositing non-collectable waste in a receptacle	\$350
4	2.2(2)	Depositing waste in another receptacle without consent	\$350
5	2.3(1)	Exceeding weight capacity of a general waste receptacle	\$350
6	2.3(2) and (3)	Depositing unauthorised waste in a general waste receptacle	\$350
7	2.4(a)	Depositing unauthorised waste in a recycling waste receptacle	\$350
8	2.4(b) and (c)	Exceeding weight capacity of a recycling waste receptacle	\$250
9	2.5(a)	Depositing unauthorized waste in an organic waste receptacle	\$350
10	2.5(b) and (c)	Exceeding weight capacity of an organic waste receptacle	\$350
11	2.6(3)	Failing to comply with a direction concerning placement or removal of a receptacle	\$250
12	2.7(a)	Failing to keep a receptacle in the required location	\$250
13	2.7(b)	Failing to place a receptacle for collection in a lawful position	\$250
14	2.7(c)	Failing to notify of a lost, stolen, damaged or defective receptacle	\$250
15	2.9(a)	Damaging, destroying or interfering with a receptacle	\$400
16	2.9(b)	Removing a receptacle from premises	\$400
17	2.10(1)	Failing to comply with a term or condition of verge waste collection	\$400
18	2.10(2)	Removing waste for commercial purposes	\$350
19	2.10(3)	Disassembling or leaving in disarray waste deposited for collection	\$250
20	3.1(a)	Failing to provide a sufficient number of receptacles	\$250
21	3.1(b)	Failing to keep a receptacle clean and in a good condition and repair	\$250
22	3.1(c)(i)	Failing to prevent fly breeding and vectors of disease in a receptacle	\$350

<b>Item No.</b>	<b>Clause No.</b>	<b>Description</b>	<b>Modified Penalty</b>
23	3.1(c)(ii)	Failing to prevent the emission of offensive odours from a receptacle	\$350
24	3.1(c)(iii)	Allowing a receptacle to cause a nuisance	\$350
25	3.1(d)	Failing to comply with a direction to clean, disinfect or deodorise receptacle	\$300
26	3.2(1)	Unauthorised removal of waste from premises	\$250
27	3.2(2)	Removing waste from a receptacle without approval	\$250
28	4.3(2)	Failing to comply with a sign or direction	\$500
29	4.3(4)	Failing to comply with a direction to leave	\$500
30	4.4(1)	Disposing waste without payment of fee or charge	\$500
31	4.5(1)	Depositing waste contrary to sign or direction	\$500
32	4.6(1)(a)	Removing waste without authority in a waste facility	\$250
33	4.6(1)(b)	Depositing toxic, poisonous or hazardous waste at a waste facility	\$500
34	4.6(1)(c)	Lighting a fire in a waste facility	\$300
35	4.6(1)(d)	Removing or interfering with any flora in a waste facility	\$300
36	4.6(1)(e)	Removing or interfering with any fauna without approval in a waste facility	\$300
37	4.6(1)(f)	Damaging, defacing or destroying any building, equipment, plant or property within a waste facility	\$500
38	4.6(2)	Acting in an abusive or threatening manner	\$300

Dated this \_\_\_\_\_ of \_\_\_\_\_ 20XX

The Common Seal of the )  
City of Fremantle )  
was affixed by authority of )  
a resolution of the Council )  
in the presence of: )

\_\_\_\_\_  
Ben Lawver  
MAYOR

\_\_\_\_\_  
Glen Dougall  
CHIEF EXECUTIVE OFFICER

Consented to:

\_\_\_\_\_  
CHIEF EXECUTIVE OFFICER  
DEPARTMENT OF WATER AND ENVIRONMENTAL REGULATION

Dated this \_\_\_\_\_ of \_\_\_\_\_ 20XX



## 1. Delegated Committees of Council Terms of Reference

### Planning Services Committee

The Planning Services Committee makes decisions and recommendations to Council on matters relating to planning, including development applications, the City's planning framework (if the planning framework committee is not appropriate), and responses to the State Administrative Tribunal and the Western Australian Planning Commission.

#### 1. Establishment

- 1.1 The Planning Services Committee (**Committee**) is a Committee of Council established by the City of Fremantle (**City**) in accordance with section 5.8 of the *Local Government Act 1995*.

#### 2. Role

- 2.1 The Committee is established to:
  - 2.1.1 Make decisions on matters arising from Council's functions under all powers of the local government subject to the limitations listed in the City's Delegated Authority Register and provisions of legislation.
  - 2.1.2 Make recommendations to Council on matters arising from Council's functions under all powers of the local government where the committee does not have delegation to make a decision.
  - 2.1.3 Consider any planning services related matters that are subject to the Council meeting process.

#### 3. Authority

- 3.1 Powers and limitations are in accordance with the City's Delegated Authority Register.
- 3.2 The Committee may request information from the City in accordance with the communications agreement.
- 3.3 The Committee does **not** have:
  - a. executive power or authority to implement actions in areas over which the Chief Executive Officer (CEO) has legislative responsibility.
  - b. delegated financial responsibility.
  - c. management functions and cannot involve itself in management or administrative processes or procedures.

#### 4. Membership

- 4.1 The Committee will consist of five (5) committee members, comprising of:
  - a. The Mayor (*ex-officio member*).
  - b. Four councillors (not ward specific).
- 4.2 A deputy committee member will be appointed for each committee member to attend meetings in their absence (not ward specific).

#### Presiding and Deputy-Presiding Members

- 4.3 The Presiding Member and Deputy Presiding Member will be appointed by Council.

**Term**

- 4.4 Committee members are appointed for two (2) year terms to coincide with the local government election cycle.

**Conduct**

- 4.5 The Presiding Member is responsible for the proper conduct of the Committee meetings.
- 4.6 Committee members are to act in accordance with the City's Meeting Procedures.
- 4.7 All Committee Members are bound by the City's *Code of Conduct for Elected Members, Committee Members and Candidates*.

**5. Meetings**

**Administration**

- 5.1 The Committee will meet in accordance with the Council and Committee Meeting Schedule, adopted by Council.
- 5.2 City Administration will provide administrative support, including:
- a. preparing meeting agendas, officer reports, and recommendations for Committee consideration;
  - b. minute taking; and
  - c. publishing meeting minutes and Committee decisions and recommendations on the City's website.

**Attendance**

- 5.3 Meetings will be held in-person at the Walyalup Civic Centre.
- 5.4 Committee members may request authorisation to attend by electronic means, in accordance with the City's Meeting Procedures and relevant legislation.
- 5.5 City officers will attend meetings to provide advice and support, as required.

**Reporting**

- 5.6 Decisions and recommendations will be recorded in the meeting minutes.
- 5.7 Recommendations from this committee will be referred to the following Ordinary Meeting of Council for consideration, unless otherwise deferred.

**Quorum**

- 5.8 The quorum for the committee is at least 50% of the number of members of the Committee.
- 5.9 Decisions of Committee require at least 4 members in favour, and recommendation of Committee are to be made by a simple majority.
- 5.10 Council is the final decision maker for matters that require a decisions of absolute majority.

**6. Review**

- 6.1 The Committee's Terms of Reference will be reviewed every two years in line with local government ordinary elections, unless otherwise required.



## 1. Delegated Committees of Council Terms of Reference

### Strategic and General Services Committee

The Strategic and General Services Committee makes decisions and recommendations to Council on a range of matters including policy, strategies and plans, infrastructure services, tenders, council property, governance matters, and more.

#### 1. Establishment

- 1.1 The Strategic and General Services Committee (**Committee**) is a Committee of Council established by the City of Fremantle (**City**) in accordance with section 5.8 of the *Local Government Act 1995*.

#### 2. Role

- 2.1 The Committee is established to:
  - 2.1.1 Make decisions on matters arising from Council's functions under all powers of the local government subject to the limitations listed in the City's Delegated Authority Register and provisions of legislation.
  - 2.1.2 Make recommendations to Council on matters arising from Council's functions under all powers of the local government where the committee does not have delegation to make a decision.
  - 2.1.3 Consider any matters that are subject to the Council meeting process, excluding the monthly financial reports and matters subject to the Council's Planning Committee.

#### 3. Authority

- 3.1 Powers and limitations are in accordance with the City's Delegated Authority Register.
- 3.2 The Committee may request information from the City in accordance with the communications agreement.
- 3.3 The Committee does **not** have:
  - a. executive power or authority to implement actions in areas over which the Chief Executive Officer (CEO) has legislative responsibility.
  - b. delegated financial responsibility.
  - c. management functions and cannot involve itself in management or administrative processes or procedures.

#### 4. Membership

- 4.1 The Committee will consist of five (5) committee members, comprising of:
  - a. The Mayor (*ex-officio member*).
  - b. Four councillors (not ward specific).
- 4.2 A deputy committee member will be appointed for each committee member to attend meetings in their absence (not ward specific).

#### Presiding and Deputy-Presiding Members

- 4.3 The Presiding Member and Deputy Presiding Member will be appointed by Council.

**Term**

- 4.4 Committee members are appointed for two (2) year terms to coincide with the local government election cycle.

**Conduct**

- 4.5 The Presiding Member is responsible for the proper conduct of the Committee meetings.
- 4.6 Committee members are to act in accordance with the City's Meeting Procedures.
- 4.7 All Committee Members are bound by the City's *Code of Conduct for Elected Members, Committee Members and Candidates*.

**5. Meetings**

**Administration**

- 5.1 The Committee will meet in accordance with the Council and Committee Meeting Schedule, adopted by Council.
- 5.2 City Administration will provide administrative support, including:
- a. preparing meeting agendas, officer reports, and recommendations for Committee consideration;
  - b. minute taking; and
  - c. publishing meeting minutes and Committee decisions and recommendations on the City's website.

**Attendance**

- 5.3 Meetings will be held in-person at the Walyalup Civic Centre.
- 5.4 Committee members may request authorisation to attend by electronic means, in accordance with the City's Meeting Procedures and relevant legislation.
- 5.5 City officers will attend meetings to provide advice and support, as required.

**Reporting**

- 5.6 Decisions and recommendations will be recorded in the meeting minutes.
- 5.7 Recommendations from this committee will be referred to the following Ordinary Meeting of Council for consideration, unless otherwise deferred.

**Quorum**

- 5.8 The quorum for the committee is at least 50% of the number of members of the Committee.
- 5.9 Decisions of Committee require at least 4 members in favour, and recommendation of Committee are to be made by a simple majority.
- 5.10 Council is the final decision maker for matters that require a decisions of absolute majority.

**6. Review**

- 6.1 The Committee's Terms of Reference will be reviewed every two years in line with local government ordinary elections, unless otherwise required.

OFFICIAL

1.1 Delegated Committees of Council									
<b>Delegator:</b>	Council								
<b>Date adopted:</b>	TBC								
<b>Delegation:</b>	<p>Council delegates to the</p> <ul style="list-style-type: none"> <li>• Planning Services Committee</li> <li>• Strategic and General Services Committee</li> </ul> <p>all of its powers and functions as a local government, except any power or duty that requires a decision of an absolute majority or a 75% majority of Council, in accordance with:</p> <table border="1" style="width: 100%; border-collapse: collapse;"> <thead> <tr> <th style="text-align: left;">Legislation</th> <th style="text-align: left;">Section</th> </tr> </thead> <tbody> <tr> <td><i>Local Government Act 1995</i></td> <td>5.16 and 5.17</td> </tr> <tr> <td><i>Planning and Development Act 2005</i></td> <td>214(2), (3) or (5).</td> </tr> <tr> <td><i>City of Fremantle Local Planning Scheme No. 4</i></td> <td><i>Planning and Development (Local Planning Schemes) Regulations 2015</i> section 82</td> </tr> </tbody> </table> <p>For the purpose of the effective decision making by the City of Fremantle.</p>	Legislation	Section	<i>Local Government Act 1995</i>	5.16 and 5.17	<i>Planning and Development Act 2005</i>	214(2), (3) or (5).	<i>City of Fremantle Local Planning Scheme No. 4</i>	<i>Planning and Development (Local Planning Schemes) Regulations 2015</i> section 82
Legislation	Section								
<i>Local Government Act 1995</i>	5.16 and 5.17								
<i>Planning and Development Act 2005</i>	214(2), (3) or (5).								
<i>City of Fremantle Local Planning Scheme No. 4</i>	<i>Planning and Development (Local Planning Schemes) Regulations 2015</i> section 82								
<b>Delegated to:</b>	<ul style="list-style-type: none"> <li>• Planning Services Committee</li> <li>• Strategic and General Services Committee</li> </ul>								
<b>Limitations:</b>	<p>Delegated committees are provided with the above powers and functions of the local government in accordance with the following limitations:</p> <ol style="list-style-type: none"> <li>1. A decision of committee can only be made by the votes of <b>at least four (4) members</b> of the committee.</li> <li>2. When approving leases of council property:             <ol style="list-style-type: none"> <li>a. the term must not exceed ten (10) years,</li> <li>b. the disposal must be in accordance with Sections 3.58 and 3.59 of the <i>Local Government Act 1995</i>.</li> </ol> </li> <li>3. When approving closure of council carparks, the closure must not exceed fourteen (14) days.</li> <li>4. When accepting or declining to accept tenders, they must be within budget.</li> <li>5. May not determine final approval for:</li> </ol>								

OFFICIAL

	<ul style="list-style-type: none"> <li>• Council Policies</li> <li>• Council strategies</li> <li>• Council plans</li> <li>• Appointment or termination of a Chief Executive Officer</li> <li>• City related international travel</li> <li>• Local Planning Policies</li> <li>• Local Planning Schemes</li> <li>• Local development plans</li> <li>• Scheme amendments</li> <li>• Structure Plans</li> </ul>
<b>Power to sub delegate:</b>	Nil
<b>Reporting requirements</b>	
All Minutes of delegated committees must record and identify each decision made under this delegation in accordance with legislative requirements.	

**Schedule of Council and Committee meetings  
2026**



*Meeting Location: Walyalup Civic Centre, Level 1, 151 High Street, Fremantle*

*\*The CEO Performance Review Committee is closed to members of the public, in accordance with Section 5.23 (2)(b) of the Local Government Act 1995.*

<b>June 2026</b>		
<i>No changes to current schedule for June 2026</i>		
<b>Ordinary Meeting of Council</b>	<b>10 June</b>	<b>6:00 pm</b>
<b>Audit, Risk &amp; Improvement Committee</b>	<b>15 June</b>	<b>6:00 pm</b>
<b>CEO Performance Review Committee*</b>	<b>24 June</b>	<b>4:00 pm</b>
<b>Ordinary Council Meeting</b>	<b>24 June</b>	<b>6:00 pm</b>
<b>July 2026</b>		
<b>Planning Services Committee</b>	<b>1 July</b>	<b>6:00 pm</b>
<b>Strategic and General Services Committee</b>	<b>8 July</b>	<b>6:00 pm</b>
<b>Planning Framework Committee</b>	<b>13 July</b>	<b>6:00 pm</b>
<b>Ordinary Council Meeting</b>	<b>22 July</b>	<b>6:00 pm</b>
<b>August 2026</b>		
<b>Planning Services Committee</b>	<b>5 August</b>	<b>6:00 pm</b>
<b>Strategic and General Services Committee</b>	<b>12 August</b>	<b>6:00 pm</b>
<b>Ordinary Council Meeting</b>	<b>26 August</b>	<b>6:00 pm</b>
<b>September 2026</b>		
<b>Planning Services Committee</b>	<b>2 September</b>	<b>6:00 pm</b>
<b>Strategic and General Services Committee</b>	<b>9 September</b>	<b>6:00 pm</b>
<b>Audit, Risk and Improvement Committee</b>	<b>14 September</b>	<b>6:00 pm</b>
<b>Ordinary Council Meeting</b>	<b>23 September</b>	<b>6:00 pm</b>

<b>October 2026</b>		
<b>Planning Services Committee</b>	<b>7 October</b>	<b>6:00 pm</b>
<b>Strategic and General Services Committee</b>	<b>14 October</b>	<b>6:00 pm</b>
<b>Planning Framework Committee</b>	<b>19 October</b>	<b>6:00 pm</b>
<b>CEO Performance Review Committee*</b>	<b>28 October</b>	<b>4:00 pm</b>
<b>Ordinary Council Meeting</b>	<b>28 October</b>	<b>6:00 pm</b>
<b>November 2026</b>		
<b>Planning Services Committee</b>	<b>4 November</b>	<b>6:00 pm</b>
<b>Strategic and General Services Committee</b>	<b>11 November</b>	<b>6:00 pm</b>
<b>Ordinary Council Meeting</b>	<b>25 November</b>	<b>6:00 pm</b>
<b>December 2026</b>		
<b>Planning Services Committee</b>	<b>2 December</b>	<b>6:00 pm</b>
<b>Audit, Risk and Improvement Committee</b>	<b>7 December</b>	<b>6:00 pm</b>
<b>Ordinary Council Meeting</b>	<b>16 December</b>	<b>6:00 pm</b>



# **South Metropolitan Zone Minutes**

## **20 April 2026**

**Hosted by the City of Cockburn  
Cnr Rockingham Road & Coleville  
Crescent, Spearwood**

**TABLE OF CONTENTS**

<b>1</b>	<b>OPENING, ATTENDANCE AND APOLOGIES.....</b>	<b>4</b>
1.1	Opening .....	4
1.2	Attendance .....	4
1.3	Apologies .....	5
<b>2</b>	<b>ACKNOWLEDGEMENT OF COUNTRY .....</b>	<b>5</b>
<b>3</b>	<b>DECLARATIONS OF INTEREST.....</b>	<b>5</b>
<b>4</b>	<b>DEPUTATIONS.....</b>	<b>5</b>
4.1	Reconciliation WA – Kolbang Yanginy Website .....	5
<b>5</b>	<b>AGENCY REPORTS .....</b>	<b>6</b>
5.1	LGIRS Local Government Division Report.....	6
<b>6</b>	<b>CONFIRMATION OF MINUTES .....</b>	<b>7</b>
<b>7</b>	<b>BUSINESS ARISING.....</b>	<b>7</b>
7.1	Status Report.....	7
<b>8</b>	<b>ZONE BUSINESS .....</b>	<b>7</b>
8.1	Request to Present.....	7
8.2	Consultation on Draft Climate Change Advocacy Position .....	8
<b>9</b>	<b>WALGA STATE COUNCIL AGENDA .....</b>	<b>10</b>
9.1	Protecting Council Member and Employee Privacy Advocacy Position.....	10
9.2	Water Management Advocacy Position .....	16
9.3	Off Roads Vehicles Advocacy Position .....	20
9.4	Homelessness Advocacy Position.....	22
9.5	Other State Council Agenda items.....	25
<b>10</b>	<b>EXECUTIVE REPORTS .....</b>	<b>25</b>
10.1	WALGA President's Report .....	25
10.2	State Councillor's Report to the Zone.....	25
<b>11</b>	<b>OTHER BUSINESS .....</b>	<b>25</b>
11.1	Fertiliser Supply .....	25
<b>12</b>	<b>NEXT MEETING.....</b>	<b>26</b>
<b>13</b>	<b>CLOSURE .....</b>	<b>26</b>

**PRIORITISATION FRAMEWORK**

How to use the Framework:

- If the majority of the factors are towards the left column, the issue is a high priority.
- If the majority of the factors are towards the middle, the issue requires action, but is not a high priority.
- If the majority of the factors are towards the right column, the issue is a low priority.

<b>Impact on Local Government Sector</b> Impact on Local Government sector without intervention	High	Medium	Low
<b>Reach</b> Number of member Local Governments affected	Sector-wide	Significant (multiple regions, Zones, or bands)	Few
<b>Influence</b> Capacity to influence decision makers	High	Medium	Low
<b>Principles</b> Alignment to core principles such as autonomy, funding, general competence	Strong	Partial	Peripheral
<b>Clarity</b> Policy change needed is clear and well-defined	Clear	Partial	Unclear
<b>Decision-maker support</b> Level of support among decision-makers (political and administrative)	High	Medium	Low
<b>Public support</b> Level of support among the public or other stakeholders	High	Medium	Low
<b>Positive consequences for WALGA</b> Prospect of positive consequences for WALGA. E.g. enhanced standing among members or leverage for other issues.	High	Medium	Low
<b>Negative consequences for WALGA</b> Prospect of negative consequences for WALGA for not undertaking the advocacy effort. E.g. diminished standing among members or other stakeholders.	High	Medium	Low
<b>Partnerships</b> Potential for partnerships with other stakeholders	Yes (3+)	Possibly (1-2)	No (0)

### **ANNOUNCEMENTS**

Zone Delegates were requested to provide sufficient written notice, wherever possible, of amendments to recommendations within the State Council or Zone Agenda to the Zone Chair and Secretariat prior to the Zone meeting.

Agenda Papers were emailed 7 days prior to the meeting date.

Confirmation of Attendance An attendance sheet was circulated prior to the commencement of the meeting.

### **ATTACHMENTS**

1. LGIRS Local Government Division Report
2. Minutes of previous meeting
3. Zone Status Report
4. President's Report
5. South Metropolitan Zone Standing Orders

## **1 OPENING, ATTENDANCE AND APOLOGIES**

---

### **1.1 OPENING**

---

*Zone Chair, Cr Chontelle Stone, opened the meeting at 5:32pm.*

---

### **1.2 ATTENDANCE**

---

<b>MEMBERS</b>	<b>3 Voting Delegates from each Member Local Government</b>
City of Cockburn	Cr Phoebe Corke Cr Chontelle Stone ( <b>Chair</b> ) Cr Hilda Srhoy (deputy) Mr Daniel Arndt, Acting Chief Executive Officer – non-voting
Town of East Fremantle	Cr Cliff Collinson Mayor Tony Natale Mr Jonathan Throssell, Chief Executive Officer – non-voting
City of Fremantle	Cr Andrew Sullivan Cr Pip Slaughter Mr Glen Dougall, Chief Executive Officer – non-voting
City of Kwinana	Cr Barry Winmar Cr Sherilyn Wood Mr Wayne Jack, Chief Executive Officer – non-voting
City of Melville	Mayor Katy Mair Cr Karen Wheatland Ms Gail Bowman, Chief Executive Officer – non-voting
City of Rockingham	Cr Robert Schmidt Mr Michael Parker, Chief Executive Officer – non-voting

**WALGA Secretariat** President Chris Antonio, Deputy President  
Ms Conor Macgill, Senior Policy Advisor Waste Management  
Ms Felicity Morris, Manager Governance and Procurement

**Guest Speaker**  
Reconciliation WA Ms Francine Bayet, General Manager Members, Partners and  
Engagement

---

### 1.3 APOLOGIES

---

City of Fremantle	Cr Geoff Graham
City of Rockingham	Cr Peter Hudson Mayor Lorna Buchan
Town of East Fremantle	Cr Rebecca Cutter
City of Cockburn	Cr Phillip Eva JP Mr Daniel Simms, Chief Executive Officer – non-voting
City of Melville	Cr Daniel Lim
City of Kwinana	Mayor Peter Feasey

## 2 ACKNOWLEDGEMENT OF COUNTRY

We, the Zone members, acknowledge the continuing connection of Aboriginal people to Country, culture and community. We embrace the vast Aboriginal cultural diversity throughout Western Australia, including Boorloo (Perth), on the land of the Whadjuk Noongar People, where this meeting is being held and we acknowledge and pay respect to Elders past and present.

## 3 DECLARATIONS OF INTEREST

Nil.

## 4 DEPUTATIONS

---

### 4.1 RECONCILIATION WA – KOLBANG YANGINY WEBSITE

---

Ms Francine Bayet, General Manager Members, Partners and Engagement, provided an overview of the new [Kolbang Yanginy website](#).

The website is intended to guide Local Governments in building their capability to engage meaningfully with local Aboriginal communities, highlighting best practice examples of reconciliation and Aboriginal engagement.

**Noted**

## **5 AGENCY REPORTS**

---

### **5.1 LGIRS LOCAL GOVERNMENT DIVISION REPORT**

---

The April 2026 report from LGIRS Local Government Division was enclosed as an attachment within the Agenda.

LGIRS has also requested to attend the June Zone meeting, and provide a short ten-minute presentation to the Zone on a topic of choice, as per below:

- Regulatory Reforms
- Local Government Commitments
- Off Road Vehicles
- Local Government Grants Commission
- Animal Management Initiatives
- Audit, Risk & Improvement Committees
- Statutory Approvals and Local laws
- Financial Support and Advice

To assist with the coordination of this presentation, the Zone is requested to nominate one topic of choice from the above list.

#### **RESOLUTION**

**Moved: Mayor Katy Mair**

**Seconded: Cr Barry Winmar**

**That the South Metropolitan Zone submit the following topics of interest to LGIRS for their presentation to the Zone at the June meeting:**

- Regulatory reforms.
- Animal Management Initiatives

**The Zone requested further information on what would be covered under Local Government commitments.**

**CARRIED**

## 6 CONFIRMATION OF MINUTES

The previous meeting Minutes of the South Metropolitan Zone have been circulated to Zone Delegates and was provided as an attachment to the Agenda.

### RESOLUTION

**Moved:** Cr Karen Wheatland  
**Seconded:** Cr Robert Schmidt

**That the Minutes of the meeting of the South Metropolitan Zone held on 23 February 2026 be confirmed as a true and accurate record of the proceedings.**

**CARRIED**

## 7 BUSINESS ARISING

---

### 7.1 STATUS REPORT

---

A Status Report outlining any recent updates and/or actions taken on the Zone's previous meetings resolutions for both State Council and Zone items was enclosed as an attachment. These item updates will remain on the Status Report until completed or no further action is required by WALGA.

**Noted**

## 8 ZONE BUSINESS

---

### 8.1 REQUEST TO PRESENT

---

*By Chantelle O'Brien, WALGA*

#### **Local Government Inspector**

The Office of the Local Government Inspector has requested the opportunity to attend Zone meetings during 2026.

WA's inaugural Local Government Inspector Tony Brown will provide an update on the functions of the Office of the Inspector, his priorities for 2026 and his expectations of the sector. The Local Government Inspector is a statutory officer and provides oversight of the Local Government sector through complaint handling, inquiries, compliance review, and education.

Mr Brown has been in the role since October 2025 with his powers under the *Local Government Act 1995* commencing on 1 January this year.

Mr Brown would like the opportunity to attend the 24 August 2026 South Metropolitan Zone meeting to address the Zone.

## RESOLUTION

Moved: Cr Karen Wheatland  
Seconded: Cr Phoebe Corke

That the South Metropolitan Zone supports a presentation from the Local Government Inspector, Mr Tony Brown at the August Zone meeting.

CARRIED

---

## 8.2 CONSULTATION ON DRAFT CLIMATE CHANGE ADVOCACY POSITION

---

*By Rebecca Brown, Policy Manager, Environment and Waste*

### EXECUTIVE SUMMARY

- WALGA is undertaking sector consultation on a revised draft Climate Change Advocacy Position.
- This draft position was developed following initial consultation, consideration by State Council in March 2025 and feedback from the Environment Policy Team of State Council.
- WALGA is seeking **Council endorsed feedback by 1 May 2026**.

### POLICY IMPLICATIONS

WALGA's 2018 Climate Change [Policy Statement](#) and Advocacy Position state:

*Local Government acknowledges:*

1. *The science is clear: Climate change is occurring and greenhouse gas emissions from human activities are the dominant cause.*
2. *Climate change threatens human societies and the Earth's ecosystems.*
3. *Urgent action is required to reduce emissions, and to adapt to the impacts from climate change that are now unavoidable.*
4. *A failure to adequately address this climate change emergency places an unacceptable burden on future generations.*

*Local Government is committed to addressing climate change.*

*Local Government is calling for:*

1. *Strong climate change action, leadership and coordination at all levels of government.*
2. *Effective and adequately funded Commonwealth and State Government climate change policies and programs.*

The draft Advocacy Position in the Consultation Paper is:

1. *Local Government acknowledges the risks associated with, and is committed to, addressing climate change.*
2. *WALGA calls on the Australian and Western Australian Governments to provide:*
  - a. *the necessary climate leadership, coordination and action to ensure an orderly transition to achieve emission reduction targets and address the impacts of climate change*
  - b. *dedicated funding, guidance and practical support to assist Local Governments to undertake emissions reduction and adaptation actions.*

#### ATTACHMENT

The WALGA Climate Change Advocacy Position Consultation Paper is available [online](#).

#### BACKGROUND

Climate change, and related legislation, policy and action, have implications for many aspects of Local Governments' operations and services. More frequent and severe droughts, heatwaves, bushfires, extreme rainfall events and warming, rising sea levels are increasing the costs and complexity of delivering critical services, infrastructure and ensuring community wellbeing.

In 2018, State Council endorsed a [Climate Change Policy Statement](#) and advocacy position, following extensive sector consultation. Since this Advocacy Position was adopted there have been significant legislative, policy, technological and scientific changes, including:

- The national *Climate Change Act 2022* and the Western Australian Climate Change Bill 2023.
- The *Local Government Amendment Act 2023*, which expanded Western Australian Local Governments' general function under Part 3 s31(1A) of the *Local Government Act 1995* to:
  - a. to promote the economic, social and environmental sustainability of the district; and
  - b. **to plan for, and to plan for mitigating, risks associated with climate change;** and
  - c. in making decisions, to consider potential long-term consequences and impacts on future generations.
- The release of the Australian Government's [National Climate Risk Assessment](#) and [National Adaptation Plan](#) in 2025.
- Escalation of the transition to renewable energy, uptake of electric vehicles and energy efficiency standards under the National Construction Code.
- Climate science and projections ([international](#), [national](#) and [WA specific](#)) have also become clearer regarding the risks posed by climate change and the need for action to address the consequential impacts.

#### COMMENT

Following initial consultation, consideration by State Council in March 2025 and feedback from the Environment Policy Team, WALGA has developed a revised, draft Climate Change Advocacy Position for Local Government feedback which is currently out for consultation with feedback due by 1 May 2026. WALGA has received feedback from some Councils and understands a number of Councils will be considering this matter in April. Zone delegates are encouraged to take this item to their Councils.

The Central Country Zone passed a motion at its February 2026 meeting which included writing to all other zones highlighting its alternative Advocacy Position (proposed in March 2025). WALGA worked to incorporate the Central Country Zone feedback prior to the release of the Consultation Paper.

WALGA is seeking **Council endorsed feedback** on the draft Climate Change Advocacy Position by **COB Friday, 1 May 2026** to [environment@walga.asn.au](mailto:environment@walga.asn.au). Following consideration of this feedback a final draft Advocacy Position will be developed and provided to zones and State Council for consideration.

#### Noted

## 9 WALGA STATE COUNCIL AGENDA

Zone Delegates are invited to read and consider the WALGA State Council Agenda which can be found via the link [here](#).

The Zone can provide comment or submit an alternative recommendation on any of the items. The Zone comment will then be presented to the State Council for consideration at their next meeting.

The State Council Agenda items requiring a decision of State Council are extracted for Zone consideration below.

---

### 9.1 PROTECTING COUNCIL MEMBER AND EMPLOYEE PRIVACY ADVOCACY POSITION

---

*By Meghan Dwyer, Governance Specialist*

#### EXECUTIVE SUMMARY

- The South East Metropolitan Zone resolved to request WALGA advocate to amend s.5.95(1) of the *Local Government Act 1995* to specify that the right to inspect Primary and Annual Returns (Returns) contained in the Register of Financial Interests under s.5.94(b) does not extend to the residential address of the relevant person.
- Returns may include residential addresses, which are then made publicly accessible, creating privacy and safety risks.
- Council Members and employees are increasingly reluctant to disclose residential addresses due to safety and security risks, demonstrating that current legislation no longer aligns with contemporary expectations of privacy.
- Recent parliamentary scrutiny of similar requirements for Members of Parliament led to recommendations to remove full residential address disclosures, which the Government supported.
- In addition to Returns, Council Members must also provide a residential address when making their declaration of office.
- It would be appropriate for a review of all public disclosure requirements under the *Local Government Act 1995* to occur to ensure that they remain contemporary, effective, and aligned with modern standards of accountability and personal security.
- The Governance Policy Team endorsed the proposed advocacy position at its meeting on 23 March 2026.

#### ATTACHMENT

- Jurisdictional Comparison – Address Information in Council Member Returns and Declarations of Office (included below).

#### STRATEGIC PLAN IMPLICATIONS

The proposed advocacy position aligns to the WALGA 2025-2029 Strategic Plan, in particular:

- Influence – Lead advocacy on issues important to Local Government.
- Support – Anticipate, understand and respond to Member needs.

#### POLICY IMPLICATIONS

The recommendation is for State Council to endorse a new [Advocacy Position](#).

**Protecting Council Member and Employee Privacy**

*That WALGA advocates to the State Government to:*

1. *Undertake a review of disclosure requirements for Local Government Council Members and employees under the Local Government Act 1995.*
2. *Undertake the necessary legislative amendments to strike an appropriate balance between transparency, personal safety, and contemporary community expectations of privacy, including:*
  - a. *Amend section 5.95(1) to prescribe that the right to inspect primary and annual returns contained in the register of financial interests under s.5.94(b) does not extend to the full residential address of the relevant person, and is instead limited to the suburb or locality.*
  - b. *Amend Form 7 of the Local Government (Constitutional) Regulations 1998 to remove the requirement to disclose a full residential address when making the declaration of office.*

**BACKGROUND**

At the 3 December 2025 meeting, State Council adopted new Advocacy Position 2.5.20 Electoral Material - Authorisation Statement Address Requirements in response to significant privacy and safety concerns arising from the obligation to publish a candidate's physical address on electoral materials.

When considering this item at the preceding round of Zone meetings, the South East Metropolitan Zone (SEMZ) resolved to request WALGA advocate to amend s.5.95(1) of the *Local Government Act 1995* (the Act) to specify that the right to inspect Primary and Annual Returns (Returns) contained in the Register of Financial Interests under s.5.94(b) does not extend to the residential address of the relevant person.

State Council resolved to refer the SEMZ comments to the Governance Policy Team.

The Governance Policy Team endorsed the proposed advocacy position at its meeting on 23 March 2026.

**COMMENT**

Public disclosure regimes must strike an appropriate balance between public transparency and personal safety. The inclusion of personal identifying information in publicly accessible documents has become increasingly problematic. As digital publication and internet search capabilities have expanded, material that once had limited circulation can be copied and distributed with ease. This environment has reinforced the need to carefully consider how much personal information is necessary to make publicly available, and the risks that may arise when doing so.

**Local Government Act**

The Act establishes a range of public disclosure obligations designed to promote transparency and accountability. However, digital publication, increased data availability, and heightened personal safety concerns have created new risks that were not contemplated when these provisions were first drafted.

Returns require relevant persons to disclose personal financial information. Information disclosed includes the address of each parcel of real property, located in the district or in an adjoining district, in which the person had an interest and the nature of the interest in

each parcel of real property (s.5.79). In practice, this often results in the disclosure of a Council Member or employee's residential address.

Returns are required to be included in the register of financial interests. Section 5.94(b) of the Act requires any register of financial interest to be made available to the public, and s.5.96 requires the Local Government to provide copies upon request.

Although s.5.93 of the Act establishes penalties for the improper use of information, information can now be copied and distributed almost instantly. In many cases, the harm may occur well before any investigation or action can be commenced.

In addition to the requirement for Council Members to disclose interests in real property as part of their returns, s.2.29 of the Act, together with Form 7 of the *Local Government (Constitution) Regulations 1998*, requires each Council Member to provide their full residential address when making their statutory declaration of office. Although this declaration is not required to be made publicly available under s. 5.94(b) of the Act, some Local Governments livestream or publish recordings of the proceedings. As a result, full residential address details become publicly accessible.

#### **Emerging risks and issues**

Local Governments have observed increasing reluctance from Council Members and employees to provide their residential address. Reasons include:

- being registered as a silent elector under the *Electoral Act 1907*,
- experiences or risks of family or domestic violence,
- concerns that leave of absence approvals may signal when a residence may be unoccupied,
- role-related risks, such as potential targeted harassment by dissatisfied community members.

Disclosure of personal residential addresses can also expose individuals to cybersecurity and identity-theft risks, as this information can be combined with other data to build detailed personal profiles. Publicly accessible addresses may make individuals more vulnerable to targeted scams, social engineering, and unwanted contact, increasing both digital and physical security risks.

#### **Parliamentary disclosure obligations**

The disclosure of the residential addresses of Members of Parliament in their Primary and Annual Returns has recently been considered by the [Legislative Assembly Procedures and Privileges Committee in Report No.1: Protecting privacy and other reasons to update the Members of Parliament \(Financial Interests\) Act 1992](#).

The Committee recommended that the Government review the relevant legislation, "with a view to addressing the requirement for the disclosure of full residential addresses and to consider broader legislative updates necessary to ensure the Act remains contemporary, effective, and aligned with modern standards of accountability and personal security."

The [Government response](#) supported this recommendation.

#### **Privacy and Responsible Information Sharing**

The objectives of the new *Privacy and Responsible Information Sharing Act 2024* (PRIS Act) include promoting responsible and transparent practices in the handling of personal

information and balancing the public interests of protecting the privacy of personal information with the free flow of information by agencies.

Most privacy provisions in the PRIS Act come into effect on 1 July 2026.

The following sections of the PRIS Act intersect with the requirements of the *Local Government Act 1995*:

- The information privacy principles do not apply to information that is already publicly accessible. This includes information in documents that are either generally available to the public or made available for public inspection under another written law (s.22).
- An individual may request a public entity to remove their personal information from a public register if making the information publicly available would substantially affect any individual's safety or wellbeing. If the public entity is satisfied that the grounds exist, the public entity must comply with the request unless the public entity is satisfied that the public interest in maintaining public access to the information outweighs any individual interest in the information not being made publicly available (s.77).

While this appears to provide a mechanism for individuals to address specific safety and privacy concerns, it would be preferable to ensure that the legislative requirements avoid unnecessary risks to all Council Members and employees.

WALGA will seek to engage with the Information Commissioner and Deputy Privacy Commissioner to clarify the way in which these and other PRIS Act provisions will apply to Council Members.

#### **Review and amendments to the Local Government Act**

As Local Government Council Members and employees share the same safety concerns as Members of Parliament it would be appropriate to echo the Procedures and Privilege Committee and advocate for a broad review of all public disclosure requirements under the *Local Government Act 1995* to ensure that they remain contemporary, effective, and aligned with modern standards of accountability and personal security. A review would allow a clearer, risk-aware framework to be established that protects individuals while preserving appropriate transparency.

Within this broader reform, several targeted amendments are necessary. It is proposed that s. 5.95(1) be amended so that the right to inspect information in the register of financial interests under s. 5.94(b) is limited to the suburb or locality of each property, rather than the full residential address of the relevant person. Additionally, the requirement for Council Members to provide their full residential address in the statutory declaration of office should be removed. These amendments are consistent with practices adopted in other Australian jurisdictions and reflect the approach now being reconsidered for Members of Parliament.

Importantly, these changes would not weaken transparency or accountability. Council Members and employees would still be required to disclose their full residential address in Returns, and would continue to declare direct financial, indirect financial, proximity, and impartiality interests when they arise in decision-making processes. This ensures that relevant interests remain publicly recorded when they matter, without unnecessarily exposing personal residential details. By limiting public access to only what is necessary,

the legislative framework can better protect individual safety while preserving the integrity of the disclosure regime.

**ATTACHMENT: JURISDICTIONAL COMPARISON – ADDRESS INFORMATION IN COUNCIL MEMBER RETURNS AND DECLARATIONS OF OFFICE**

<b>DISCLOSURES IN RETURNS</b>	
<p><b>Victoria</b>  <a href="#">Local Government Act 2020</a>  <a href="#">Local Government (Governance and Integrity) Regulations 2020</a></p>	<p>CEO must prepare <b>summary</b> of personal interests information disclosed in the last personal interest return.</p> <ul style="list-style-type: none"> <li>Includes the town or suburb, <b>but not the street address or number</b> of the land that is the place of residence</li> </ul> <p>Other matters to be included or excluded are prescribed.</p> <p>Includes that a specified person may request in writing information not be included if the CEO consider including the information would:</p> <ul style="list-style-type: none"> <li>be reasonably likely to place the personal safety of any person at risk, or</li> <li>unreasonably expose a business, commercial or financial undertaking to disadvantage</li> </ul> <p>Summary of personal interest returns available to members of the public.</p> <p>Detailed personal interests returns are only available to certain persons.</p>
<p><b>New South Wales</b>  <a href="#">Governance Information (Public Access) Act 2009</a></p>	<p>From the <i>Information Access Guideline 1- For Local Councils on the disclosure of information</i></p> <ul style="list-style-type: none"> <li>Returns should be made <b>publicly available</b> on the council's website <b>unless there is an overriding public interest against release</b> or to do so would impose unreasonable additional costs on council.</li> <li>A consideration against disclosure is where release of the information may expose a person to a risk of harm or of serious harassment or serious intimidation.</li> <li>In the circumstances where council decides that there is an overriding public interest against disclosure, consideration should then be given to whether it is practicable to release an <b>edited copy of the record</b> (for example redacting the individual's signature or residential address)</li> <li>If it is practicable to do so, then the information should be deleted from a copy of the record and the remainder of the return made available on the council's website.</li> <li>Where information is deleted from a return, council should keep a record indicating, in general terms, the nature of the information redacted.</li> </ul>
<p><b>Queensland</b>  <a href="#">Local Government Regulation 2021</a></p>	<p><b>Suburb or locality</b> of the land is required (<b>not full address</b>).</p>

<b>South Australia</b> <a href="#">Local Government Act 1999</a>	<b>Personal addresses are not to be published</b> nor are any addresses where the CEO is satisfied that the inclusion in the Register of the address of a person would place <b>at risk the personal safety of that person, a member of that person's family or any other person.</b>
<b>Tasmania</b>	Currently does not require councillors to lodge a personal interests return. The Tasmanian government is implementing a new framework to strengthen the management of local government councillor conflicts of interest, with reforms expected before the 2026 elections.

INFORMATION IN COUNCIL MEMBER DECLARATIONS OF OFFICE	
<b>Victoria</b> <a href="#">Local Government Act 2020</a> <a href="#">Local Government (Governance and Integrity) Regulations 2020</a>	Address not required.
<b>New South Wales</b> <a href="#">Local Government Act 1993</a>	Address not required.
<b>Queensland</b> <a href="#">Local Government Regulation 2021</a>	Address not required.
<b>South Australia</b> <a href="#">Local Government (General) Regulations 2013</a>	Address not required.
<b>Tasmania</b> <a href="#">Local Government (General) Regulations 2025</a>	Address not required.

<p>WALGA RECOMMENDATION</p> <p>That State Council endorse the following new Advocacy Position:</p> <p><i>Protecting Council Member and Employee Privacy</i></p> <p><i>That WALGA advocates to the State Government to:</i></p> <ol style="list-style-type: none"> <li>1. <i>Undertake a review of disclosure requirements for Local Government Council Members and employees under the Local Government Act 1995,</i></li> <li>2. <i>Undertake the necessary legislative amendments to strike an appropriate balance between transparency, personal safety, and contemporary community expectations of privacy, including:</i> <ol style="list-style-type: none"> <li>a. <i>Amend section 5.95(1) to prescribe that the right to inspect primary and annual returns contained in the register of financial interests under s.5.94(b) does not extend to the full residential address of the relevant person, and is instead limited to the suburb or locality.</i></li> <li>b. <i>Amend Form 7 of the Local Government (Constitutional) Regulations 1998 to remove the requirement to disclose a full residential address when making the declaration of office.</i></li> </ol> </li> </ol>
---

## RESOLUTION

Moved: Cr Robert Schmidt  
Seconded: Cr Sherilyn Wood

That the South Metropolitan Zone supports the WALGA recommendation for State Council Agenda item 8.1 as contained in the State Council Agenda and as provided above.

CARRIED

---

## 9.2 WATER MANAGEMENT ADVOCACY POSITION

*By Rebecca Brown, Policy Manager, Environment and Waste*

### EXECUTIVE SUMMARY

- A new Water Management Advocacy Position and the retirement of position 6.14 Planning for Water is proposed.
- The new Position has been developed following consultation and feedback on WALGA's *Water Management in Western Australia Discussion Paper*.
- 28 Local Governments provided more than 200 comments on the paper, with the main issues being:
  - equitable access to consistent and reliable water;
  - water licensing and allocation;
  - integrated regional and catchment-scale water planning;
  - water for Public Open Space (POS);
  - funding
  - for critical infrastructure - drainage and irrigation, alternative water sources and sewerage infill and headworks.
  - for water efficiency and water sensitive urban design initiatives.
  - expanding and improving the Waterwise Council Program;
  - access to data and information to inform decision making; and
  - addressing the impacts of stormwater runoff.
- The outcomes sought in 6.14 Planning for Water have been realised in the recently released State Planning Policy 2.9.
- The Environment Policy Team endorsed retiring the position and the new position at its meeting on 19 March 2026.

### ATTACHMENT

- [Water Management Discussion Paper](#)
- [Water Management Consultation Summary Report](#)

### STRATEGIC PLAN IMPLICATIONS

This item relates to the following WALGA Strategic Pillars:

- Influence
  - Lead advocacy on issues important to Local Government.
  - Empower the Local Government sector to build communities equipped for the future.
- Support - Anticipate, understand and respond to Member needs.

### POLICY IMPLICATIONS

It is proposed that the following new [Advocacy Position](#) be endorsed:

#### Water Management

1. *Access to consistent, reliable and adequate water supplies is critical for Local Government operations, community health, amenity, environmental sustainability and economic activity.*
2. *WALGA is calling on the State Government to:*
  - a. *Modernise water management legislation and regulation, including:*
    - i. *Undertaking a review of the water licensing and allocation system to ensure equitable access and prioritise high value community use including for public open space.*
    - ii. *Developing a State-wide framework for integrated regional and catchment-scale water planning.*
  - b. *Adequately, sustainably and equitably fund critical water infrastructure programs for Local Government, including:*
    - i. *Drainage and irrigation upgrades.*
    - ii. *Alternative water sources (recycled water, stormwater harvesting, desalination and groundwater replenishment) and disused water asset transfer.*
    - iii. *Small-scale sewerage infrastructure headworks and infill sewerage.*
  - c. *Expand the Waterwise Council Program statewide and provide:*
    - i. *Increased support and resources to assist Local Government in delivering water efficiency measures.*
    - ii. *Incentives for Local Governments to undertake water efficiency initiatives.*
  - d. *Improve water data access and capability for Local Governments to ensure evidence-based decision making.*
  - e. *Provide effective leadership, guidance, education and enforcement to address the impacts of stormwater runoff.*

It is proposed that the following Advocacy Position be **retired**:

#### 6.14 Planning for Water

*As part of the Water Management Report endorsement process, formal support from the relevant Local Government should be required where:*

1. *It is intended that the Local Government will become the infrastructure asset manager; or*
2. *The proposed location of water infrastructure assets will impact Local Government assets or facilities.*

The outcomes sought in Position 6.14 have been realised in the recently released [State Planning Policy 2.9](#).

#### BACKGROUND

WALGA identified the need to consolidate and expand on current Water related [Advocacy Positions](#) and has undertaken initial consultation, through targeted engagement and consideration of issues raised by the sector previously. To inform the development of a new Advocacy Position, WALGA developed a Discussion Paper to gain feedback from the sector on their current challenges and needs in relation to water management across the state.

WALGA released the Discussion Paper for comment in late November 2025, with an initial deadline of 15 January 2026 for comment, however based on feedback from the sector this deadline was extended to Thursday, 12 March.

28 Local Governments have provided feedback, 14 of those Council/CEO level feedback. The feedback provided by Local Governments was comprehensive, with over 200 individual comments received across the submissions. WALGA acknowledges the significant time and consideration given by Members in providing that level of feedback.

The main themes of the feedback reflect those explored in the Discussion Paper and are consistent across Local Government:

- Legislation which is inequitable and outdated, particularly for licensing and allocation.
- State legislation should align with the National Water Agreement, particularly strategic, long term integrated planning and equitable access to drinking water.
- Aging and insufficient water infrastructure.
- Support and resourcing needed to explore and mainstream alternative water sources.
- Reactive approaches to headworks and sewerage servicing constraining development, particularly in regional and high-growth areas.
- Public Open Space (POS) in relation to planning decisions not accounting for the water needed to sustain these areas.
- Statewide expansion of the Waterwise Council program and improvement in program support and design.
- High interest in improving and supporting water efficiency and water sensitive urban design outcomes.
- Water data gaps and poor data sharing limits sound decision making.
- Water quality as an emerging and under-recognised issue.

WALGA has consolidated the feedback into a Consultation Report which summarises the main themes and issues raised by the sector and how it has been addressed in the draft Advocacy Position.

#### **COMMENT**

The new Position has been informed by the information, issues and priorities identified in feedback received from Local Governments on the WALGA Discussion Paper.

A new Advocacy Position is timely given the release of [Made Possible by Water](#) by the State Government on 21 March 2026, a document outlining WA's water future. A comprehensive Advocacy Position on this issue will be essential to assist WALGA's advocacy and influence how the Government delivers the priorities identified. Some of the matters identified in the draft Advocacy Position are reflected in Made Possible by Water, including expansion of the WaterWise Program and delivery of new water sources.

The Environment Policy Team endorsed the new Advocacy Position and the retirement of Position 6.14 at its meeting on 19 March 2026.

WALGA RECOMMENDATION

That State Council:

1. Endorse the following new Advocacy Position:

*Water Management*

1. *Access to consistent, reliable and adequate water supplies is critical for Local Government operations, community health, amenity, environmental sustainability and economic activity.*
  2. *WALGA is calling on the State Government to:*
    - a. *Modernise water management legislation and regulation, including:*
      - i. *undertaking a review of the water licensing and allocation system to ensure equitable access and prioritise high value community use including for public open space*
      - ii. *developing a state-wide framework for integrated regional and catchment-scale water planning.*
    - b. *Adequately, sustainably and equitably fund critical water infrastructure programs for Local Government, including:*
      - i. *drainage and irrigation upgrades*
      - ii. *alternative water sources (recycled water, stormwater harvesting, desalination and groundwater replenishment) and disused water asset transfer*
      - iii. *small-scale sewerage infrastructure headworks and in-fill sewerage.*
    - c. *Expand the Waterwise Council Program statewide and provide:*
      - i. *increased support and resources to assist Local Government in delivering water efficiency measures*
      - ii. *incentives for Local Governments to undertake water efficiency initiatives.*
    - d. *Improve water data access and capability for Local Governments to ensure evidence-based decision making.*
    - e. *Provide effective leadership, guidance, education and enforcement to address the impacts of stormwater runoff.*
2. Retires Advocacy Position 6.14 Planning for Water.

RESOLUTION

Moved: Cr Andrew Sullivan

Seconded: Cr Cliff Collinson

That the South Metropolitan Zone supports the WALGA recommendation for State Council Agenda item 8.2 as contained in the State Council Agenda and as provided above, with the following additions:

- In point 2(b):
  - *Adequately, sustainably and equitably fund and protect critical water infrastructure programs for Local Government*
- A new point 2(b)(iv):
  - *iv: Reuse water programs across the State*

CARRIED

---

### 9.3 OFF ROADS VEHICLES ADVOCACY POSITION

---

*By Rebecca Hicks, Policy Advisor Community*

#### EXECUTIVE SUMMARY

- It is proposed that Advocacy Position 3.12 Off Road Vehicles (ORV) be retired.
- The *Control of Vehicles (Off-road Vehicles) Act 1978* (the ORV Act) provides the legislative framework for the use of off-road vehicles within permitted areas in WA.
- Nine Local Governments own and maintain Off Road Vehicle (ORV) areas.
- Advocacy Position 3.12 Off Road Vehicles was adopted by State Council in 2018 in response to concerns from Members about the use of permitted ORV areas.
- Amendments to the ORV Act in 2025 address the core objectives of the ORV Advocacy Position, particularly as it relates to registration and enforcement.
- The retirement of the ORV Advocacy Position was endorsed by the People and Place Policy Team at its meeting on 19 March 2026.

#### ATTACHMENT

- [Control of Vehicles \(Off-road Areas\) Amendment Act 2025](#)

#### STRATEGIC PLAN IMPLICATIONS

Retiring this Advocacy Position aligns with the following WALGA Strategic Pillars:

- Influence
  - Lead advocacy on issues important to Local Government.
  - Empower the Local Government sector to build communities equipped for the future.
- Support
  - Anticipate, understand and respond to Member needs.

#### POLICY IMPLICATIONS

It is proposed that Advocacy Position [3.12 Off Road Vehicles](#) be **retired**.

*Legislation relating to off road vehicles should be reviewed to align registration and licensing of off-road vehicles with other vehicle types are users. In addition, educational resources should be developed in consultation with users, regulators, and vendors relating to safety, regulatory compliance and other associated matters.*

#### BACKGROUND

The *Control of Vehicles (Off-road Vehicles) Act 1978* (the ORV Act) prohibits the use of Off Road Vehicles (ORVs) in areas outside of permitted areas and makes provisions for the use of ORVs in permitted areas. The Department of Local Government, Industry Regulation and Safety (LGIRS) is responsible for administering the legislation and providing [information and support](#) to users and Local Governments. The legislation defines ORVs as including, but not limited to, trail bikes, quad bikes, beach buggies and road licensed vehicles such as four-wheel drives when used in off-road locations.

The use of ORVs outside of permitted areas can have impacts on Local Governments and communities including community safety in public spaces, road safety and environmental impacts. These issues fall under the scope of other legislation.

Nine Local Governments currently maintain and operate permitted areas: the Cities of Greater Geraldton, Karratha, Kwinana and Swan and the Shires of Carnarvon, Dandaragan, Gingin, Port Hedland and York.

WALGA's Advocacy Position was adopted by State Council in 2018, in response to Member concerns regarding the use of permitted ORV areas.

The ORV Act was amended in 2025 to align penalties and enforcement expectations with other WA transport legislation. The *Amendment Act* includes provisions to introduce online and label registrations and increase penalties for existing offences. The majority of the ORV Amendment Act commenced with immediate effect in August 2025. Sections of the legislation relating to registration labels are dependent on system design changes to the online registration platform. The legislation regulations and commencement date are expected by the end of 2026.

In 2024, the [State Government announced \\$4.8 million](#) in grant funding for Local Governments to develop new and upgrade existing ORV areas. This funding recognises the key role Local Government plays in the upkeep and management of ORV areas.

#### **COMMENT**

The ORV Amendment Act addresses the core objectives of the WALGA ORV advocacy position, particularly as it relates to registration and enforcement. As the intended outcomes of the advocacy position have been achieved, it is proposed that Advocacy Position 3.12 Off Road Vehicles be retired. WALGA will work with LGIRS to provide advice and support on the commencement of the Act regulations for Members managing permitted areas.

WALGA has engaged with Members that currently manage ORV permitted areas. Six Local Governments have responded and provided their support for the retirement of the advocacy position.

WALGA will continue to monitor emerging issues associated with ORVs, with a particular focus on usage outside of permitted areas.

The proposed retirement of the ORV advocacy position was endorsed by the People and Place Policy Team at its meeting on 19 March 2026.

#### **WALGA RECOMMENDATION**

That State Council retire Advocacy Position 3.12 *Off Road Vehicles*.

#### **RESOLUTION**

**Moved:** Cr Andrew Sullivan

**Seconded:** Cr Robert Schmidt

**That the South Metropolitan Zone supports the WALGA recommendation for State Council Agenda item 8.3 as contained in the State Council Agenda and as provided above.**

**CARRIED**

---

#### 9.4 HOMELESSNESS ADVOCACY POSITION

---

*By Hannah Godsave, Manager Community Policy*

##### EXECUTIVE SUMMARY

- It is proposed that the 2019 Advocacy Position 3.11 Homelessness be updated.
- While responding to homelessness is a State and Australian Government responsibility, the impacts of homelessness intersect with multiple areas of Local Government service delivery and requires them to manage community expectations.
- Western Australian Local Governments are reporting increased numbers of people experiencing homelessness, including Local Governments that have historically experienced minimal impact.
- WALGA undertook a survey of Members in early 2026 to better understand the impact on the sector and inform a review of the current Advocacy Position.
- The updated Position reflects the sector's view that the Australian and Western Australian Government should provide leadership, support and funding to prevent and respond to homelessness, in particular specialist services, social and affordable housing and wraparound services.
- The People and Place Policy Team endorsed the revised position at its meeting on 19 March 2026.

##### STRATEGIC PLAN IMPLICATIONS

This item relates to the following WALGA Strategic Pillars:

- Influence
  - Lead advocacy on issues important to Local Government.
  - Empower the Local Government sector to build communities equipped for the future.
- Support
  - Anticipate, understand and respond to Member needs.

##### POLICY IMPLICATIONS

It is proposed that the **existing** Advocacy Position [3.11 Homelessness](#):

*WALGA recognises that Local Government through its planning, health, community development and regulatory powers can facilitate positive local and regional responses to end homelessness, however does not see that it has a lead role. Rather, Local Government's role is one of a stakeholder that requires early engagement in the understanding of collaborative approaches that improve the quality of life for people experiencing homelessness in all of its manifestations.*

be **replaced** with a new Advocacy Position as follows:

*WALGA calls on the Western Australian and Australian Governments to provide leadership, support and funding to prevent and respond to homelessness, in particular:*

1. *Ensuring specialist homelessness services are responsive to need, place-based and people-centred.*
2. *Investing in social and affordable housing and wraparound services.*

##### BACKGROUND

The Australian Bureau of Statistics (ABS) defines homelessness as when a person does not have suitable accommodation alternatives and their current living arrangement:

- is in a dwelling that is inadequate;

- has no tenure, or tenure is short and not extendable; or
- does not allow them to have control of, and access to space for social relations.

The ABS Census of Population and Housing provides the authoritative data source on people experiencing homelessness. The 2021 Census reported 9,729 people experiencing homelessness in WA. The Australian Institute of Health and Welfare provides more contemporary data based on interactions with specialist homelessness services. In 2024-25, almost 289,000 (1 in 115) people engaged with specialist homelessness services in WA, of which 47% were accessing homelessness support for the first time.

While responding to homelessness is a State and Australian Government responsibility, the impacts of homelessness intersect with multiple areas of Local Government service delivery, including the maintenance of public spaces, planning and zoning for appropriate services and revenue-related functions such as rates and grants administration. Local Governments must also manage community expectations about how they will respond to homelessness.

WALGA's current advocacy position was adopted by State Council in 2019 in the lead up to the release of [All Paths Lead to a Home: Western Australia's 10-Year Strategy on Homelessness 2020-2030](#) (the Strategy) released by the State Government. The Strategy sets out a vision for a whole of community response, led by the Department of Communities, working towards ending homelessness in Western Australia. The Strategy identifies a predominantly supportive role for the Local Government sector in addressing homelessness, while also acknowledging that some Local Governments directly provide homelessness and accommodation services. Suggested sector contributions in the Strategy include facilitating local partnerships, identifying rough sleepers, sharing local area knowledge to inform State Government resourcing decisions, and connecting people to specialist services. This supportive role for the Local Government sector is reflected in the current Advocacy Position.

At the National level, the [National Agreement on Social Housing and Homelessness](#) provides a five-year funding and accountability framework between the Australian and State/Territory Governments to support social housing and homelessness services until June 2029. The bilateral schedule for Western Australia sets out a \$165.9 million homelessness funding contribution from both parties.

#### COMMENT

Local Governments have been reporting increased numbers of people experiencing homelessness, including Local Governments that have historically experienced minimal impact. Local Governments have shared that they are facing growing pressure to meet both their defined obligations and community expectations for comprehensive responses, including specialist homelessness services triage, investment in housing and support service provision.

To better understand the issues being raised by Members, WALGA conducted a sector survey on homelessness in early 2026. 68 responses (49%) were received, 26 metropolitan and 42 regional, with representation from all WALGA Zones. Key findings from the survey include:

- 74% of respondents report an increase in the significance of homelessness in their Local Government area in the last two years.
- 60% of respondents report an increase in enquires from community members regarding homelessness in the last two years.

- Key issues raised in community enquiries are rough sleeping and persons living in vehicles.
- 23% of respondents consider there is no role beyond defined responsibilities for Local Government in response to homelessness.
- 61% of respondents consider preventative measures to reduce homelessness and facilitating connections to specialist service providers as an appropriate role for Local Government in response to homelessness.
- 83% of respondents rank State and Federal Government funding as the highest or second highest priority enabler to respond to homelessness.
- 51% of respondents report that current specialist homelessness services are not adequate within their Local Government area.
- Respondents rank affordable housing as the top priority for support/services to address homelessness, followed by wraparound services and specialist support services.

Informed by survey responses and acknowledging the support role of Local Government identified in the State Strategy, the updated position calls on the Australian and Western Australian Government to provide the necessary leadership, support and funding to prevent and respond to homelessness, in particular specialist services, social and affordable housing and wraparound services.

The People and Place Policy Team endorsed the revised position at its meeting on 19 March 2026 meeting.

**WALGA RECOMMENDATION**

That State Council replace Advocacy Position 3.11 Homelessness with the following:

*WALGA calls on the Western Australian and Australian Governments to provide leadership, support and funding to prevent and respond to homelessness, in particular:*

1. *Ensuring specialist homelessness services are responsive to need, place-based and people-centred.*
2. *Investing in social and affordable housing and wraparound services.*

**RESOLUTION**

**Moved: Cr Robert Schmidt**

**Seconded: Cr Barry Winmar**

**That the South Metropolitan Zone supports the WALGA recommendation for State Council Agenda item 8.4, amended to read as follows:**

**That State Council replace Advocacy Position 3.11 Homelessness with the following:**

***WALGA calls on the Western Australian and Australian Governments to provide leadership, support and funding to prevent and respond to homelessness, in particular:***

1. ***Ensuring specialist homelessness services are responsive to local need, place based and person-centred, with coordinated liaison and partnership models***

- between support services and all levels of government across the different corridors.*
2. *Investing in social and affordable housing and wraparound services, including identification of suitable unused and underutilised land.*
  3. *Increasing funding for mental health services for those experiencing homelessness and at risk of homelessness.*
  4. *Increasing the availability of crisis accommodation with a focus on transition to long term housing.*
  5. *Providing longer fee for service for outreach service providers.*

CARRIED

---

#### 9.5 OTHER STATE COUNCIL AGENDA ITEMS

---

Zone Delegates are invited to raise for discussion, questions or decision any of the items in the State Council Agenda, including the items for noting, Policy Team and Committee Reports or the Key Activity Reports.

### 10 EXECUTIVE REPORTS

---

#### 10.1 WALGA PRESIDENT'S REPORT

---

WALGA Deputy President, Chris Antonio presented the President's Report. The report was enclosed as an attachment within the Agenda.

Noted

#### 10.2 STATE COUNCILLOR'S REPORT TO THE ZONE

---

South Metropolitan Zone State Councillors provided an update on the activities of State Council since the last Zone meeting.

Noted

### 11 OTHER BUSINESS

---

#### 11.1 FERTILISER SUPPLY

---

##### RESOLUTION

Moved: Cr Sherilyn Wood

Seconded: Mayor Katy Mair

That the South Metropolitan Zone requests WALGA directly engage with Minister Jarvis regarding supply of fertiliser for Local Government across WA and requests increased communication regarding ongoing fertiliser supply.

CARRIED

## **12 NEXT MEETING**

*By consensus, the Zone AGREED to modify the next meeting date to avoid conflict with the ALGA National General Assembly.*

The next meeting of the South Metropolitan Zone will be held on **Monday, 15 June 2026** at the City of Melville commencing at 5:30pm.

## **13 CLOSURE**

*There being no further business the Chair declared the meeting closed at 7:04pm.*



# Concise Investment Report

Cash and Simple Interest

**City of Fremantle - Municipal**

Period Ended 30 April 2026

## Contents

1. Portfolio As At 30 April 2026
2. Portfolio Credit Framework As At 30 April 2026
3. Portfolio Credit Framework Limits As At 30 April 2026
4. Counterparty Credit Framework As At 30 April 2026
5. Issuer Trading Limits As At 30 April 2026
6. Portfolio by Term to Maturity As At 30 April 2026
7. Portfolio Summary by Fossil Fuel Lending ADIs As At 30 April 2026
8. Performance Statistics For Period Ending 30 April 2026
9. Interest and Distribution Income For 1 April 2026 to 30 April 2026
10. Transactions For Period 1 April 2026 to 30 April 2026

## 1. Portfolio As At 30 April 2026

Latest Deal Code	Latest Deal Settlement Date	Issuer	WAL / Interim Maturity Date	Term (Days)	Coupon Rate/Latest Yield	Coupon Frequency	Issuer Rating Short Term	Issuer Rating Long Term	% Total Face Value	Original Face Value Notional	Accrued Interest Notional	Market Value Notional
City of Fremantle - Municipal												
<b>At Call Deposit</b>												
LC302133	31 Mar 2026	AMP Bank Ltd	1 May 2026	3,227	1.30	Nil	Moody's ST P-2*	Moody's Baa2	0.00%	0.00	0.00	0.00
LC307264	30 Apr 2026	National Australia Bank Ltd	1 May 2026	2,984	4.50	Nil	S&P ST A1+	S&P AA-	10.94%	6,021,261.99	0.00	6,021,261.99
At Call Deposit Subtotal									10.94%	6,021,261.99	0.00	6,021,261.99
<b>Term Deposit</b>												
LC270288	5 Sep 2025	National Australia Bank Ltd	4 May 2026	241	4.15	Maturity	S&P ST A1+	S&P AA-	3.63%	2,000,000.00	53,893.16	2,053,893.16
LC270902	8 Sep 2025	Westpac Banking Corporation Ltd	9 May 2026	243	4.19	Maturity	S&P ST A1+	S&P AA-	5.45%	3,000,000.00	80,585.76	3,080,585.76
LC266811	15 Aug 2025	Bendigo & Adelaide Bank Ltd	11 May 2026	269	3.95	Maturity	S&P ST A2	S&P A-	3.63%	2,000,000.00	55,841.10	2,055,841.10
LC279562	12 Nov 2025	Australian Unity Bank (BPSS20)	11 May 2026	180	4.40	Maturity	S&P ST A2	S&P BBB+	3.63%	2,000,000.00	40,745.20	2,040,745.20
LC280204	18 Nov 2025	Rabobank Australia Ltd	18 May 2026	181	4.31	Maturity	Fitch ST F1*	Fitch A+	3.63%	2,000,000.00	38,494.80	2,038,494.80
LC270066	4 Sep 2025	Westpac Banking Corporation Ltd	1 Jun 2026	270	4.20	Maturity	S&P ST A1+	S&P AA-	5.45%	3,000,000.00	82,158.90	3,082,158.90
LC291685	11 Feb 2026	Rabobank Australia Ltd	11 Jun 2026	120	4.50	Maturity	Fitch ST F1*	Fitch A+	5.45%	3,000,000.00	28,849.32	3,028,849.32
LC292743	12 Feb 2026	Westpac Banking Corporation Ltd	12 Jun 2026	120	4.63	Maturity	S&P ST A1+	S&P AA-	14.54%	8,000,000.00	78,139.20	8,078,139.20
LC270903	8 Sep 2025	Westpac Banking Corporation Ltd	6 Jul 2026	301	4.23	Maturity	S&P ST A1+	S&P AA-	3.63%	2,000,000.00	54,236.72	2,054,236.72
LC296303	10 Mar 2026	MyState Bank Ltd	8 Jul 2026	120	4.70	Maturity	Moody's ST P-2	Moody's Baa2	5.45%	3,000,000.00	19,701.36	3,019,701.36
LC268185	26 Aug 2025	National Australia Bank Ltd	22 Jul 2026	330	4.05	Maturity	S&P ST A1+	S&P AA-	3.63%	2,000,000.00	54,813.70	2,054,813.70
LC304742	23 Apr 2026	Bank of Queensland Ltd	22 Jul 2026	90	4.70	Maturity	S&P ST A2	S&P A-	3.63%	2,000,000.00	1,802.74	2,001,802.74
LC270067	4 Sep 2025	Westpac Banking Corporation Ltd	31 Jul 2026	330	4.24	Maturity	S&P ST A1+	S&P AA-	5.45%	3,000,000.00	82,941.36	3,082,941.36
LC294848	3 Mar 2026	National Australia Bank Ltd	3 Aug 2026	153	4.60	Maturity	S&P ST A1+	S&P AA-	3.63%	2,000,000.00	14,619.18	2,014,619.18
LC266730	14 Aug 2025	Bank of Queensland Ltd	14 Aug 2026	365	3.90	Maturity	S&P ST A2	S&P A-	3.63%	2,000,000.00	55,347.94	2,055,347.94
LC267659	20 Aug 2025	Westpac Banking Corporation Ltd	20 Aug 2026	365	4.28	Maturity	S&P ST A1+	S&P AA-	5.45%	3,000,000.00	89,000.55	3,089,000.55
LC296306	10 Mar 2026	Bank of Queensland Ltd	7 Sep 2026	181	4.90	Maturity	S&P ST A2	S&P A-	3.63%	2,000,000.00	13,693.16	2,013,693.16
LC296612	11 Mar 2026	Bank of Queensland Ltd	7 Oct 2026	210	5.00	Maturity	S&P ST A2	S&P A-	1.82%	1,000,000.00	6,849.32	1,006,849.32
LC298484	23 Mar 2026	Judo Bank	18 Dec 2026	270	5.35	Maturity	S&P ST A2	S&P BBB	3.63%	2,000,000.00	11,139.72	2,011,139.72
Term Deposit Subtotal									89.06%	49,000,000.00	862,853.19	49,862,853.19
City of Fremantle - Municipal Subtotal					4.42				100.00%	55,021,261.99	862,853.19	55,884,115.18
Report Total									100.00%	55,021,261.99	862,853.19	55,884,115.18

**Notes:**

1. Coupon Rate is the full coupon rate at the next coupon date if that next coupon exists.
2. The values shown as subtotals and total of the coupon rate column are weighted average running yields
3. An asterisk in the Issuer Rating Short Term column indicates that the security's rating differs from the issuer's short term rating. Refer to Laminar for further information.

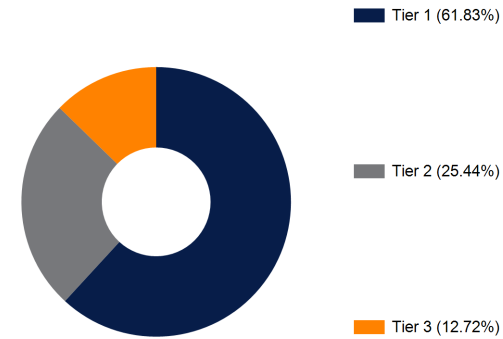


## 2. Portfolio Credit Framework As At 30 April 2026

Credit Quality	Issuer/Security Rating Group	Face Value	% Total Value
<b>Tier 1</b>			
	AA+ to AA-	28,000,000.00	50.89%
	A1+	6,021,261.99	10.94%
	<b>Tier 1</b>	<b>34,021,261.99</b>	<b>61.83%</b>
<b>Tier 2</b>			
	A+ to A-	14,000,000.00	25.44%
	A2	0.00	0.00%
	<b>Tier 2</b>	<b>14,000,000.00</b>	<b>25.44%</b>
<b>Tier 3</b>			
	BBB+ to BBB-	7,000,000.00	12.72%
	<b>Tier 3</b>	<b>7,000,000.00</b>	<b>12.72%</b>
	<b>Portfolio Total</b>	<b>55,021,261.99</b>	<b>100.00%</b>

Limits			
	Credit Rating Group	Maximum Allocation Face Value	Maximum Allocation %
Tier 1	AAA to AA- to A1+	55,021,261.99	100%
Tier 2	A1 to A-	33,012,757.19	60%
Tier 3	BBB+ to BBB-	19,257,441.70	35%
Tier 4	Unrated (Authorised)	8,253,189.30	15%

Face Value by Portfolio Credit Framework



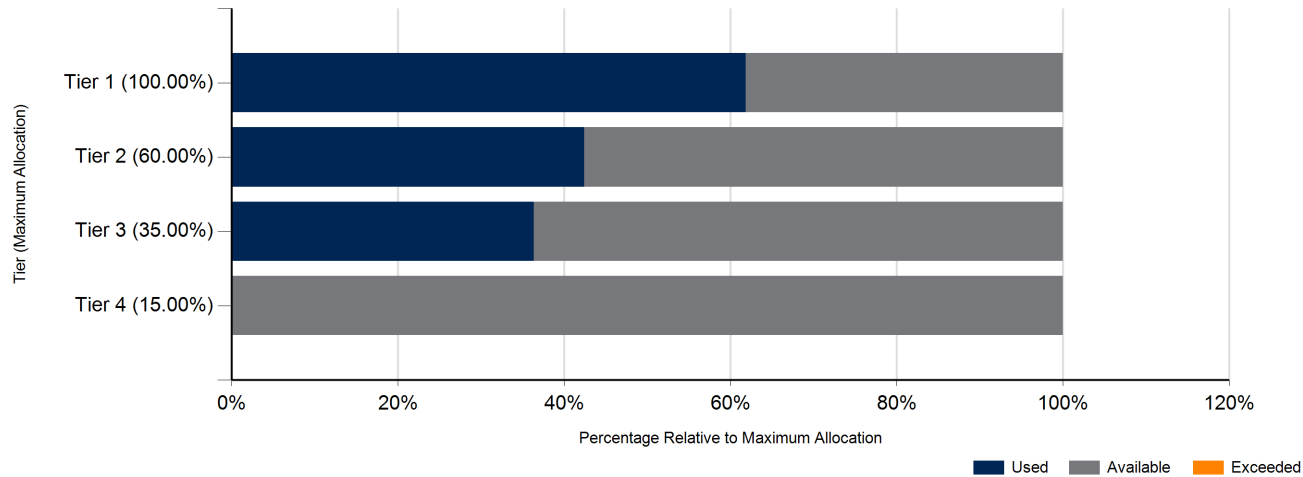


### 3. Portfolio Credit Framework Limits As At 30 April 2026

Tier	Allocation	Allocation %	Maximum Allocation %	% Used of Maximum Allocation	% Available of Maximum Allocation	% Exceeded of Maximum Allocation
Tier 1	34,021,261.99	61.83%	100.00%	61.83%	38.17%	0.00%
Tier 2	14,000,000.00	25.44%	60.00%	42.40%	57.60%	0.00%
Tier 3	7,000,000.00	12.72%	35.00%	36.34%	63.66%	0.00%
Tier 4	0.00	0.00%	15.00%	0.00%	100.00%	0.00%
	55,021,261.99					

Values used in the above calculations exclude interest for term deposits and other simple interest securities.

Portfolio Credit Framework Amounts Relative to Maximum Allocations

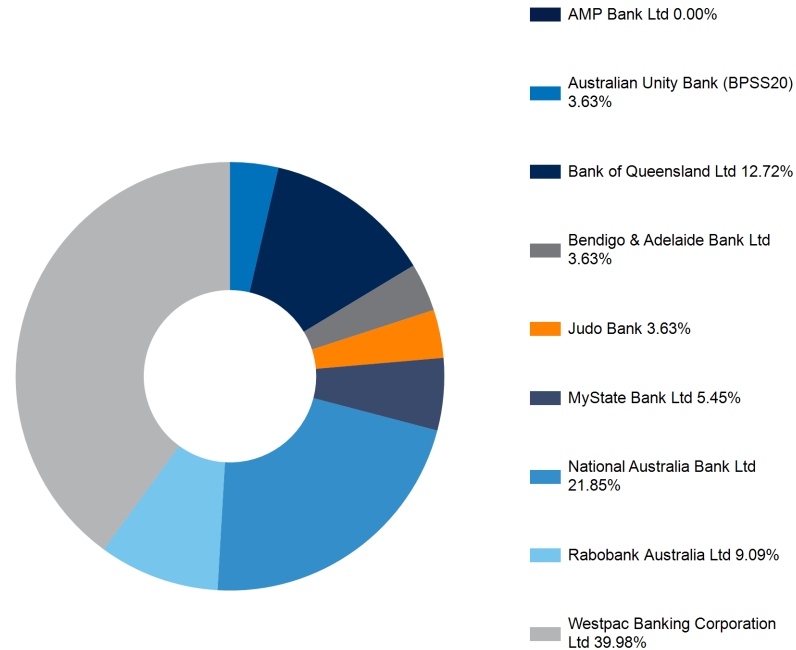


#### 4. Counterparty Credit Framework As At 30 April 2026

Issuer	Rating Group	Face Value	% Total Value
AMP Bank Ltd	A2	0.00	0.00%
Australian Unity Bank (BPSS20)	BBB+ to BBB-	2,000,000.00	3.63%
Bank of Queensland Ltd	A+ to A-	7,000,000.00	12.72%
Bendigo & Adelaide Bank Ltd	A+ to A-	2,000,000.00	3.63%
Judo Bank	BBB+ to BBB-	2,000,000.00	3.63%
MyState Bank Ltd	BBB+ to BBB-	3,000,000.00	5.45%
National Australia Bank Ltd	A1+, AA+ to AA-	12,021,261.99	21.85%
Rabobank Australia Ltd	A+ to A-	5,000,000.00	9.09%
Westpac Banking Corporation Ltd	AA+ to AA-	22,000,000.00	39.98%
Portfolio Total		55,021,261.99	100.00%

Notes  
 1. An issuer may have multiple rating groups if they are associated with, as an example, holdings in both an At Call Deposits (short term rating) and a term deposit (long term rating) security.

Face Value by Issuer





### 5. Issuer Trading Limits As At 30 April 2026

Issuer	Already Traded (with Issuer Group) Face Value Notional	Limit For Book or Trading Entity	Tier (Long Term Rating)	Trading Limit	Average Investment Previous Financial Year	Trading Limit Used (%)	Trading Limit Available (%)	Trading Limit Available (Value)	Trading Limit Exceeded (%)	Trading Limit Exceeded (\$)
AMP Bank Ltd	0.00	Entity	Tier 3	10.00	% of 57,414,603.00	0	100	5,741,460	0	0
Australian Unity Bank (BPSS20)	2,000,000.00	Entity	Tier 3	10.00	% of 57,414,603.00	35	65	3,741,460	0	0
Bank of Queensland Ltd	7,000,000.00	Entity	Tier 2	25.00	% of 57,414,603.00	49	51	7,353,651	0	0
Bendigo & Adelaide Bank Ltd	2,000,000.00	Entity	Tier 2	25.00	% of 57,414,603.00	14	86	12,353,651	0	0
Judo Bank	2,000,000.00	Entity	Tier 3	10.00	% of 57,414,603.00	35	65	3,741,460	0	0
MyState Bank Ltd	3,000,000.00	Entity	Tier 3	10.00	% of 57,414,603.00	52	48	2,741,460	0	0
National Australia Bank Ltd	12,021,261.99	Entity	Tier 1	45.00	% of 57,414,603.00	47	53	13,815,309	0	0
Rabobank Australia Ltd	5,000,000.00	Entity	Tier 2	25.00	% of 55,021,261.99	36	64	8,755,316	0	0
Westpac Banking Corporation Ltd	22,000,000.00	Entity	Tier 1	45.00	% of 57,414,603.00	85	15	3,836,571	0	0
	55,021,261.99							62,080,338		0
Average Investment Previous Financial Year	57,414,603.00									

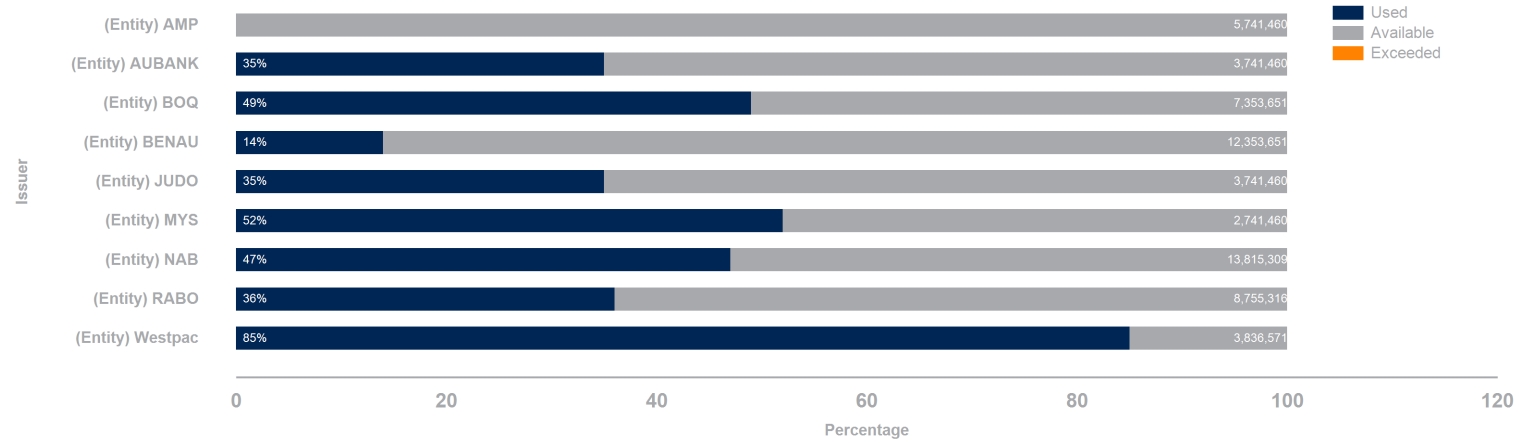
**Notes**

1. The Trading Limit Type column will report an amount that depends upon the value chosen for the Trading Entity Portfolio Balance parameter.

Parameter value selected:

Average of 12 Months (Prior FY) - the amount will be the average of the 12 month-end portfolio totals (current face value) within the previous financial year for the primary Trading Book only  
 Portfolio As At (Standard Mode) - the amount will be the total current face value as at the selected As At date across all Trading Books in the portfolio.

Issuer Trading Limits



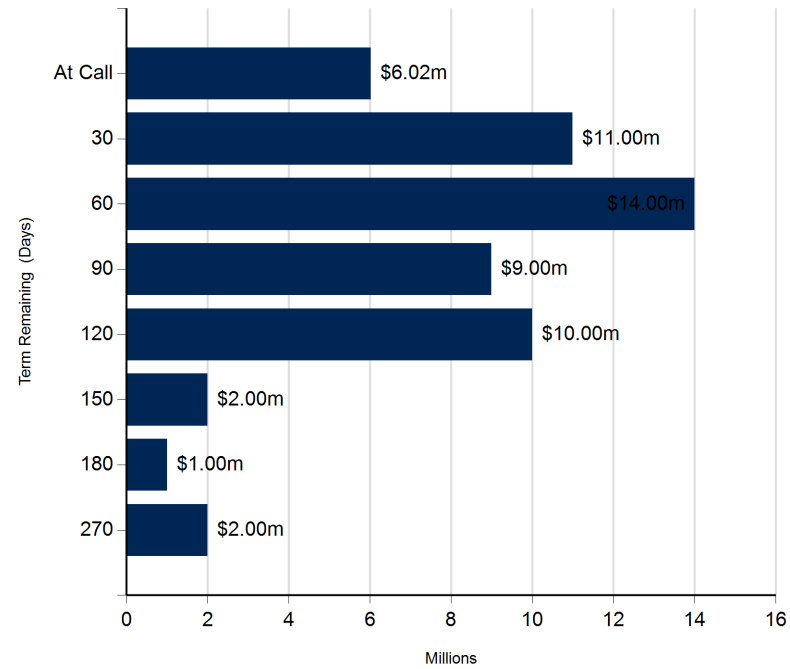


**6. Portfolio by Term to Maturity As At 30 April 2026**

Term Remaining (Days)	Face Value	% Total Value
At Call	6,021,261.99	10.94%
30	11,000,000.00	19.99%
60	14,000,000.00	25.44%
90	9,000,000.00	16.36%
120	10,000,000.00	18.17%
150	2,000,000.00	3.63%
180	1,000,000.00	1.82%
270	2,000,000.00	3.63%
<b>Portfolio Total</b>	<b>55,021,261.99</b>	<b>100.00%</b>

Note: Term Remaining is calculated using a weighted average life date (WAL) where appropriate and available otherwise the interim (initial) maturity date is used.

**Face Value by Term Remaining**



**7. Portfolio Summary by Fossil Fuel Lending ADIs As At 30 April 2026**

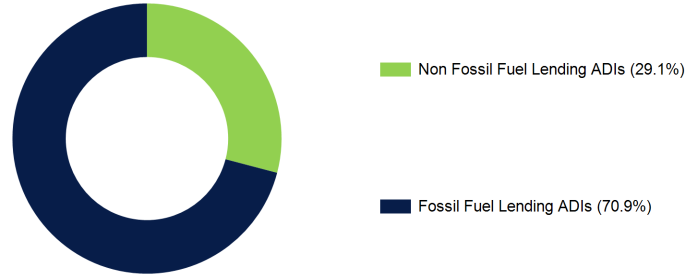
**Portfolio Summary by Fossil Fuel Lending ADIs**

ADI Lending Status	% Total	Current Period
<b>Non Fossil Fuel Lending ADIs</b>		
AMP Bank Ltd	0.0%	0.00
Australian Unity Bank (BPSS20)	3.6%	2,000,000.00
Auswide Bank Limited - a division of MyState Bank Limited	0.0%	0.00
Bank of Queensland Ltd	12.7%	7,000,000.00
Bendigo & Adelaide Bank Ltd	3.6%	2,000,000.00
Judo Bank	3.6%	2,000,000.00
MyState Bank Ltd	5.5%	3,000,000.00
	29.1%	16,000,000.00
<b>Fossil Fuel Lending ADIs</b>		
National Australia Bank Ltd	21.8%	12,021,261.99
Rabobank Australia Ltd	9.1%	5,000,000.00
Westpac Banking Corporation Ltd	40.0%	22,000,000.00
	70.9%	39,021,261.99
<b>Total Portfolio</b>		<b>55,021,261.99</b>

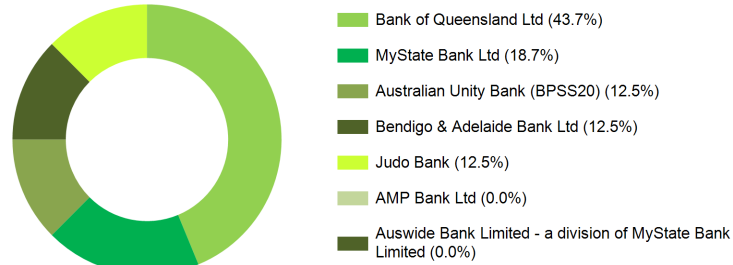
All amounts shown in the table and charts are Current Face Values. The above percentages are relative to the portfolio total and may be affected by rounding.  
 A fossil fuel lending ADI appearing in the non-fossil fuel related table will indicate that the portfolio contains a "green bond" issued by that ADI.

Note: Reference for financial institutions not supporting the unlocking of carbon is (<http://www.marketforces.org.au/>).

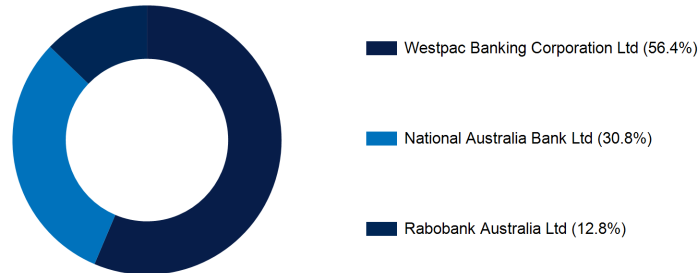
**Fossil Fuel vs Non Fossil Fuel Lending ADI**



**Non Fossil Fuel Lending ADIs**



**Fossil Fuel Lending ADIs**





## 8. Performance Statistics For Period Ending 30 April 2026

Trading Book	1 Month	3 Month	12 Month	Since Inception
City of Fremantle - Municipal				
Portfolio Return (1)	0.33%	0.90%	3.90%	2.44%
Performance Index (2)	0.34%	0.95%	3.79%	2.23%
Excess Performance (3)	-0.01%	-0.05%	0.11%	0.21%

Notes

- 1 Portfolio performance is the rate of return of the portfolio over the specified period
- 2 The Performance Index is the Bloomberg AusBond Bank Bill Index (Bloomberg Page BAUBIL)
- 3 Excess performance is the rate of return of the portfolio in excess of the Performance Index

Trading Book	Weighted Average Running Yield
City of Fremantle - Municipal	4.42
Fossil Fuel Support - Simple Interest Only	4.36
Non Fossil Fuel Support - Simple Interest Only	4.59
Fossil Fuel Support - All Securities	4.34
Non Fossil Fuel Support - All Securities	4.59

**9. Interest and Distribution Income For 1 April 2026 to 30 April 2026**

Security ISIN	Security	Income Expense Code	Settlement Date	Face Value (Basis of Interest Calculation)	Consideration Notional	Income Type	Trading Book
	Auswide 4.2 07 Apr 2026 210DAY TD	IEI482821	7 Apr 2026	3,000,000.00	72,493.15	Security Coupon Interest	City of Fremantle - Municipal
	Auswide 4.2 08 Apr 2026 1DAY TD	IEI558196	8 Apr 2026	3,000,000.00	345.21	Security Coupon Interest	City of Fremantle - Municipal
	NAB 4.2 10 Apr 2026 210DAY TD	IEI487172	10 Apr 2026	3,000,000.00	72,493.15	Security Coupon Interest	City of Fremantle - Municipal
	BOQ 4.2 23 Apr 2026 150DAY TD	IEI508995	23 Apr 2026	2,000,000.00	34,520.55	Security Coupon Interest	City of Fremantle - Municipal
					<b>179,852.06</b>		



**10. Transactions For Period 1 April 2026 to 30 April 2026**

Security	Security ISIN	Deal Code	Acquisition/ Disposal	Transaction Date	Settlement Date	Face Value Original	Face Value Current	Bond Factor	Capital Price	Accrued Interest Price	Gross Price	Consideration Notional
Auswide 4.2 08 Apr 2026 1DAY TD		LC301364	Acquisition	7 Apr 2026	7 Apr 2026	3,000,000.00	3,000,000.00	1.00000000	100.000	0.000	100.000	<b>3,000,000.00</b>
BOQ 4.7 22 Jul 2026 90DAY TD		LC304742	Acquisition	23 Apr 2026	23 Apr 2026	2,000,000.00	2,000,000.00	1.00000000	100.000	0.000	100.000	<b>2,000,000.00</b>
												<b>5,000,000.00</b>

Note: 1. The transaction list above excludes transactions associated with At Call securities.

Disclaimer:

Perpetual CT Capital Pty Ltd ABN 33 134 784 740 (AFSL 476686), its officers, employees, agents and associates ("Associates") from time to time hold interests in securities of, or earn brokerage, fees and other benefits from, corporations or investment vehicles referred to in documents provided to clients. All information contained herein is confidential and proprietary to Perpetual CT Capital and, accordingly, this material is not to be reproduced in whole or in part or used for any purpose except as authorised by Perpetual CT Capital. It is to be treated as strictly confidential and not disclosed directly or indirectly to any other person, firm or entity.

Distribution of this information to anyone other than the original recipient and that party's advisers is unauthorised. Any reproduction of these materials, in whole or in part, or the divulgence of any of its contents, without the prior consent of Perpetual CT Capital is prohibited. Any securities recommendation or comments (including an opinion) contained in this document is general advice only and does not take into account your personal objectives, financial situation or needs. Perpetual CT Capital is not acting in a fiduciary capacity. Recommendations or statements of opinion expressed may change without notice. You should not act on a recommendation or statement of opinion without first considering the appropriateness of the general advice to your personal circumstances or consulting your investment advisor to determine whether the recommendation or statement of opinion is appropriate for your investment objectives, financial situation or needs.

Perpetual CT Capital believes that the information contained in this document is accurate when issued. Perpetual CT Capital does not warrant that the information contained herein is accurate, reliable, complete or up-to-date, and, to the fullest extent permitted by law, disclaims all liability of Perpetual CT Capital and its Associates for any loss or damage suffered by any person by reason of the use by that person of, or their reliance on, any information contained in this document or any error or defect in this document, whether arising from the negligence of Perpetual CT Capital or its Associates or otherwise. No action should be taken on the basis of or in reliance on the information, opinions or conclusions contained in this document.

Perpetual CT Capital acts as principal when we buy and sell fixed interest securities in the secondary markets. The yield that we quote to you incorporates any margin that we may receive. The margin is the difference between the price at which we, as principal, buy the security and the price at which we sell the security to you. Perpetual CT Capital may also receive placement fees from Issuers for distributing securities on their behalf.

This document is not, and is not intended to be, an offer or invitation for subscription or sale, or a recommendation, with respect to any securities, nor is it to form the basis of any contract or commitment. This document does not purport to identify the nature of the specific market or other risks associated with these products. Before entering into any transaction in relation to the products, the investor should ensure that it fully understands the terms of the products and the transaction, relevant risk factors, the nature and extent of the investor's risk of loss and the nature of the contractual relationship into which the investor is entering. Prior to investing in these products, an investor should determine, based on its own independent review and such professional advice as it deems appropriate, the economic risks and merits, the legal, tax accounting characteristics and risk, and the consequences of an investment in them. This is not a substantive commentary or analysis by Perpetual CT Capital and has not been prepared as a research product or comments by a research analyst.

Perpetual CT Capital Pty Ltd  
ACN 134 784 740  
www.Perpetual.com.au

MELBOURNE OFFICE: LEVEL 29, 360 COLLINS STREET, MELBOURNE, VIC 3000 T 61 3 9001 6990 F 61 3 9001 6933  
SYDNEY OFFICE: LEVEL 18 ANGEL PLACE, 123 PITT STREET, SYDNEY NSW, 2000 T 61 2 8094 1230

Report Code: TEPACK050EXT-00.23  
Report Description: Concise Investment Report Pack 50  
Parameters:  
Trading Entity: City of Fremantle  
Trading Book: City of Fremantle - Municipal  
Settlement Date Base  
History Start Date: 1 Jan 2000  
Prior Period End Date: 31 Mar 2026  
Exclude Term Deposit Interest  
Eliminate Issuer Parent-Child Effect In Trading Limit Calculations  
Hide Issuer Parent Column In Trading Limit Table  
Use Face Value Notional in Trading Limit Calculations  
Portfolio Value for Trading Limit Calculations: Average of 12 Months (Prior FY)



## Payment Register

Payment No	Payment Date	Payee	Invoice Description	Invoice Amount	Payment Amount
<b>Payments</b>					
EF156141	01/04/2026	AMANDA R HART			400.00
			Community Canvas 3/3	400.00	
EF156641	23/04/2026	1300 Australia Pty Ltd			499.00
			Monthly Licence for Phonewords	499.00	
EF156873	30/04/2026	A & N Enterprises (Aust) Pty Ltd T/A Pinne			972.00
			ANZAC Day shuttle bus hire	972.00	
EF156683	23/04/2026	A.B KALOTAY & S PANGESTU (t.as Kura			285.33
			Found_March 2026 21667 Kalotay Anika	285.33	
EF156776	23/04/2026	A.M Delfiner & N.A Delfiner t/as Ananda K			500.00
			Samson Tree Festival - activity	500.00	
EF156264	08/04/2026	A0 Lets Go Poster Distribution Pty Ltd			3,150.18
			FISAF AO Campaign	2,523.18	
			Sleaford Mods AO campaign	627.00	
EF156347	15/04/2026	ABC Distributors (WA) Pty Ltd			2,204.40
			48 x ctn Black Bin Liners - City Centre	2,204.40	
EF156752	23/04/2026	ActivTec Pty Ltd			319.00
			Hoist vandalised - South Beach toilets	319.00	



## Payment Register

Payment No	Payment Date	Payee	Invoice Description	Invoice Amount	Payment Amount
EF156593	23/04/2026	Acurix Networks			4,247.10
			Esplanade Youth Plaza	4,247.10	
EF156215	08/04/2026	Advanced Spatial Technologies Pty Ltd			1,650.00
			Bluebeam CORE New User	550.00	
			Bluebeam CORE New User	1,100.00	
EF156449	15/04/2026	Afroblonde			1,779.18
			Monthly FVC Merchandise Sales March 2026	1,779.18	
EF156896	30/04/2026	Airway Logistics Pty Ltd			158.90
			artwork freight Exhibitions 25/26	158.90	
EF156058	01/04/2026	AKN Lock Service			237.60
			Supply CF serries Keys and Padlocks	237.60	
EF156332	15/04/2026	AKN Lock Service			297.00
			Supply CF serries Keys and Padlocks	297.00	
EF156093	01/04/2026	Alberti Realty - Rosecrown Investments			10,849.60
			U28-32/27-35 William St - Rent - 25/26	6,990.98	
			U44 Fremantle Malls- Rent 25/26	3,858.62	
EF156591	23/04/2026	Alberti Realty - Rosecrown Investments			10,849.60
			U28-32/27-35 William St - Rent - 25/26	6,990.98	



## Payment Register

Payment No	Payment Date	Payee	Invoice Description	Invoice Amount	Payment Amount
			U44 Fremantle Malls- Rent 25/26	3,858.62	
EF156056	01/04/2026	Alinta Sales Pty			477.90
			Gas Usage - Samson Park	250.90	
			Gas Usage - Valley Park	113.50	
			Gas Usage -Ken Allen Field	113.50	
EF156390	15/04/2026	Allen Graham			56.95
			Monthly FVC Merchandise Sales March 2026	56.95	
EF156150	01/04/2026	Allie Messenger			427.44
			Safe Space Facilitat term 1	427.44	
EF156452	15/04/2026	Allie Messenger			391.82
			ChangeMakers Support Freo Cube Off	391.82	
EF156095	01/04/2026	ALS Library Services Pty Ltd			691.42
			Catalogue/Process supply - Library Stock	175.34	
			Library Stock - Adult Books 2nd Portion	421.73	
			Library Stock - Junior Books	94.35	
EF156245	08/04/2026	ALS Library Services Pty Ltd			316.94
			Catalogue/Process supply - Library Stock	316.94	
EF156370	15/04/2026	ALS Library Services Pty Ltd			1,047.55



## Payment Register

Payment No	Payment Date	Payee	Invoice Description	Invoice Amount	Payment Amount
			Catalogue/Process supply - Library Stock	54.93	
			Library Stock - Adult Books 2nd Portion	196.23	
			Library Stock - Adult Books 2nd Portion	288.84	
			Library Stock - Junior Books	65.98	
			Library Stock - Junior Books	441.57	
EF156592	23/04/2026	ALS Library Services Pty Ltd			1,589.84
			Catalogue/Process supply - Library Stock	116.47	
			Library Stock - Adult Books 2nd Portion	303.94	
			Library Stock - Adult Books 2nd Portion	960.40	
			Library Stock - Junior Books	31.93	
			Library Stock - Junior Books	177.10	
EF156415	15/04/2026	Altarama Information Systems Pty Ltd			1,540.00
			Annual fee for RefTracker from Alrarama	1,540.00	
EF156801	30/04/2026	Alvares Michael (t.as Kite Kinetics)			2,530.00
			Poppy display and workshop	2,530.00	
EF156621	23/04/2026	Amcom Pty Ltd			3,133.90
			Vocus Internet	3,133.90	
DD004272	07/04/2026	AMEX - Bank Charges Only			475.09



## Payment Register

Payment No	Payment Date	Payee	Invoice Description	Invoice Amount	Payment Amount
			07.04.2026 Amex Fee Amex Merch Fee Mar 26	475.09	
EF156248	08/04/2026	Ampac Debt Recovery			2,214.80
			25/26Commercial Property Debt collection	2,214.80	
EF156376	15/04/2026	Ampac Debt Recovery			187.00
			25/26Commercial Property Debt collection	187.00	
EF156598	23/04/2026	Ampac Debt Recovery			110.00
			2025/26 Rate Debt Collection - GST Free	110.00	
EF156687	23/04/2026	Amped IT Pty Ltd			2,140.60
			TV stand / trolley and TV	2,140.60	
EF156730	23/04/2026	Anaid Jimenez del Rio			22.22
			Found_March 2026 23082	22.22	
EF156638	23/04/2026	Anandashila Saraswati t/as Nandi Chinna			800.00
			Samson Tree Fest '26 - Forest bathing	800.00	
EF156495	15/04/2026	Angie Mofflin			300.00
			Sport Travel Grant	300.00	
EF156612	23/04/2026	Anna Richardson			79.54
			Found_March 2026 18526	79.54	
EF156793	30/04/2026	Apace Aid Incorporated			628.38



## Payment Register

Payment No	Payment Date	Payee	Invoice Description	Invoice Amount	Payment Amount
			Supply of Tubestock	628.38	
EF156822	30/04/2026	APE Productions			660.00
			FISAF_Osadia Table riser	660.00	
EF156423	15/04/2026	AQUATIC SERVICES WA PTY LTD			3,772.82
			Six Month Chlorine Disinfection Service	3,772.82	
EF156675	23/04/2026	AQUATIC SERVICES WA PTY LTD			19,150.88
			Recirculation pump 25m pool	18,908.88	
			Servicing and parts	242.00	
EF156884	30/04/2026	ArborCarbon Pty Ltd			5,586.24
			Urban Canopy Mapping- Recreation Reserve	5,586.24	
EF156646	23/04/2026	Aros Melba Ximena T/as Melba Aros			179.28
			Found_March 2026 20429	179.28	
EF156256	08/04/2026	Around Town Picture Framing Service			632.08
			Around Town Picture Framing	632.08	
EF156711	23/04/2026	Art Jam WA Pty Ltd			1,870.00
			Samson Tree Fest'26	1,870.00	
EF156209	08/04/2026	Aslab Pty Ltd			3,600.00
			Road sampling - Walton Way	3,600.00	



## Payment Register

Payment No	Payment Date	Payee	Invoice Description	Invoice Amount	Payment Amount
EF156301	08/04/2026	Asphalt Bitumen Crack-Seal & Pavement			4,057.13
			Asphalt Patch Works - Road Repairs	4,057.13	
EF156466	15/04/2026	Asphalt Bitumen Crack-Seal & Pavement			3,267.00
			Asphalt repairs - Port Beach Car Park	3,267.00	
EF156898	30/04/2026	Asphalt Bitumen Crack-Seal & Pavement			13,163.11
			Wombat Crossing Asphalt - E.Frem Primary	13,163.11	
EF156089	01/04/2026	Audio Technik			4,819.10
			WAM Awards	4,819.10	
EF156828	30/04/2026	Audio Technik			33,030.57
			Fisaf Equip Hire - Audiotechnik	33,030.57	
EF156702	23/04/2026	Aurora Environmental Pty Ltd			495.00
			Contaminated site testing - Health	495.00	
EF156681	23/04/2026	Ausco Modular Pty Ltd			1,527.17
			Toilet Agreement Renewal - Golf Course	1,527.17	
EF156357	15/04/2026	Aussie Electrics			176.00
			Form 5 Sign off Wardarnji	176.00	
EF156108	01/04/2026	Aussie Natural Spring Water			173.28
			Bottled water deliveries: 1/1 - 30/6/26	86.64	



## Payment Register

Payment No	Payment Date	Payee	Invoice Description	Invoice Amount	Payment Amount
			FAC Water supplies July 2025	86.64	
EF156262	08/04/2026	Aussie Natural Spring Water			108.30
			Aussie Natural Water 2025/2026	21.66	
			FAC Water supplies July 2025	86.64	
EF156394	15/04/2026	Aussie Natural Spring Water			238.26
			Bottled water deliveries: 1/1 - 30/6/26	86.64	
			FAC Water supplies July 2025	151.62	
EF156623	23/04/2026	Aussie Natural Spring Water			162.45
			Bottled water deliveries: 1/1 - 30/6/26	162.45	
EF156194	08/04/2026	Australia Post			627.35
			2025/26 Agency Commision/Supply	431.66	
			July 2025	195.69	
EF156315	15/04/2026	Australia Post			948.38
			March 2026 Inv # 1014658072	948.38	
EF156057	01/04/2026	Australian HVAC Services Pty Ltd			8,467.34
			A/C check - Progress Hall, PCYC	265.76	
			Heat pump has failed - FLC: 30/12	6,210.89	
			PM HVAC - 10 Shuffrey Street	274.03	



## Payment Register

Payment No	Payment Date	Payee	Invoice Description	Invoice Amount	Payment Amount
			Rm mech serv - 10 Shuffrey Street	1,716.66	
EF156211	08/04/2026	Australian HVAC Services Pty Ltd			742.39
			HVAC Issue - Room 9, FEC	343.75	
			South Beach Kiosk - Exhaust Ventilation	398.64	
EF156331	15/04/2026	Australian HVAC Services Pty Ltd			414.29
			Repair damaged A/C unit - 70 Parry St	414.29	
EF156804	30/04/2026	Australian HVAC Services Pty Ltd			2,458.50
			Cooling Tower 1 & 2 Works - WCC	-8,785.04	
			Cooling Tower 1 & 2 Works - WCC	11,243.54	
EF156217	08/04/2026	Australian Institute of Management			1,421.00
			Effective Communications - AIM	1,421.00	
EF156304	08/04/2026	Australian Institute of Management Educa			1,080.00
			Report Writing- Online Training - Luke W	1,080.00	
EF156198	08/04/2026	Australian Services Union			106.00
			Payroll Deduction - Union	106.00	
EF156505	23/04/2026	Australian Services Union			106.00
			Payroll Deduction - Union	106.00	
EF156213	08/04/2026	Australian Swimming Coaches and Teach			875.60



## Payment Register

Payment No	Payment Date	Payee	Invoice Description	Invoice Amount	Payment Amount
			Vorgee Baby Teaching Dolls x 10	875.60	
EF156220	08/04/2026	Australian Taxation Office			373,046.00
			ETP Tax (Type O) Coy 2 Period Type O Comp R	34.00	
			Payroll Deduction - Tax	270.00	
			Payroll Deduction - Tax	932.00	
			Payroll Deduction - Superannuation	1,052.00	
			Payroll Deduction - Superannuation	8,904.00	
			Payroll Deduction - Tax	50,383.00	
			Payroll Deduction - Tax	4,359.00	
			Payroll Deduction - Tax	296.00	
			Payroll Deduction - Tax	306,816.00	
EF156532	23/04/2026	Australian Taxation Office			377,793.00
			ETP Tax (Type O) Coy 2 Period Type I Comp Re	5,204.00	
			Payroll Deduction - Tax	270.00	
			Payroll Deduction - Tax	300.00	
			Payroll Deduction - Tax	632.00	
			Payroll Deduction - Superannuation	1,222.00	
			Payroll Deduction - Superannuation	9,984.00	



## Payment Register

Payment No	Payment Date	Payee	Invoice Description	Invoice Amount	Payment Amount
			Payroll Deduction - Tax	466.00	
			Payroll Deduction - Tax	9,081.00	
			Payroll Deduction - Tax	50,007.00	
			Payroll Deduction - Tax	300,627.00	
EF156810	30/04/2026	Australian Taxation Office			3.00
			Payroll Deduction - Superannuation	26.00	
			Payroll Deduction - Tax	146.00	
			Payroll Deduction - Tax	-169.00	
EF156143	01/04/2026	Authentic Security Pty Ltd			10,200.00
			City of Fremantle Depot CFC 01.04.26	10,200.00	
EF156288	08/04/2026	Authentic Security Pty Ltd			7,600.00
			City of Fremantle Depot CFC 08.04.26	7,600.00	
EF156435	15/04/2026	Authentic Security Pty Ltd			16,100.00
			City of Fremantle Depot CFC 15.04.26	16,100.00	
EF156698	23/04/2026	Authentic Security Pty Ltd			10,700.00
			City of Fremantle Depot CFC 22.04.26	10,700.00	
EF156880	30/04/2026	Authentic Security Pty Ltd			3,200.00
			City of Fremantle Depot CFC 29.04.26	3,200.00	



## Payment Register

Payment No	Payment Date	Payee	Invoice Description	Invoice Amount	Payment Amount
EF156436	15/04/2026	Authentic Security Pty Ltd			335.12
			Delivery fee - Per diems. FISAF 2026	335.12	
EF156699	23/04/2026	Authentic Security Pty Ltd			111.85
			FAC Cash Deliveries INV 86602	111.85	
EF156243	08/04/2026	Bahen & Co Pty Ltd			669.68
			Bahen Chocolate	669.68	
EF156634	23/04/2026	Bairstow Phillip			40.40
			Found_March 2026 19530	40.40	
EF156882	30/04/2026	Baroness Holdings Pty Ltd Pty Ltd Tree PI			33,375.20
			Adhoc Water Truck Operation	7,804.50	
			Tree watering 25-26 - Reserves	25,570.70	
EF156546	23/04/2026	Beach Gecko Glass			121.20
			Found_March 2026 11508 Beach Gecko	121.20	
EF156265	08/04/2026	Beachwheels Australia Pty Ltd			204.97
			seat belts for sandcruiser	204.97	
EF156085	01/04/2026	Beacon Equipment			6,990.00
			Small plant machinery - Waste Team	6,462.00	
			Small plant machinery - Waste Team	187.00	



## Payment Register

Payment No	Payment Date	Payee	Invoice Description	Invoice Amount	Payment Amount
			Small plant machinery - Waste Team	341.00	
EF156234	08/04/2026	Beacon Equipment			434.80
			Small plant machinery - Waste Team	434.80	
EF156826	30/04/2026	Beacon Equipment			481.00
			Small plant machinery - Waste Team	481.00	
EF156361	15/04/2026	Bee Advice			250.00
			Bee & Wasp Removal	250.00	
EF156663	23/04/2026	Beech Jane			171.70
			Found_March 2026 21033	171.70	
EF156097	01/04/2026	Beleten Pty Ltd t/as The Chart and Map Sl			433.00
			Adult Non Fiction stock	433.00	
EF156678	23/04/2026	Ben Lawver - Personal			11,624.51
			Meeting Allowance	11,624.51	
EF156201	08/04/2026	Benara Nurseries			6,523.55
			Plant Order March/April - Multi sites	6,523.55	
EF156123	01/04/2026	BENJAMIN CAMERON SAVAGE			572.00
			large table refurbishment/adjustment	572.00	
EF156274	08/04/2026	BENJAMIN CAMERON SAVAGE			6,600.00



## Payment Register

Payment No	Payment Date	Payee	Invoice Description	Invoice Amount	Payment Amount
			Ben Savage Squarepeg	6,600.00	
EF156721	23/04/2026	Benn Francis			136.34
			FVC Merchandise Sales - March 2026	136.34	
EF156860	30/04/2026	Better World Arts Pty Ltd			1,086.80
			Better World Arts	1,086.80	
EF156574	23/04/2026	Big Bamboo			585.80
			Found_March 2026 14082	585.80	
EF156636	23/04/2026	Bin Bath Corporation Pty Ltd			515.79
			FAC Bin Cleaning June 2025	515.79	
EF156132	01/04/2026	Bing Technologies			2,348.15
			Mail Delivery D/A	2,348.15	
EF156680	23/04/2026	Bing Technologies			8,260.81
			Mail Delivery D/A	8,260.81	
EF156869	30/04/2026	Bing Technologies			5,552.60
			Mail Delivery D/A	5,552.60	
EF156279	08/04/2026	BJ Systems			396.00
			High St auto door access control repair.	396.00	
			Tenancy Access Card configuration	396.00	



## Payment Register

Payment No	Payment Date	Payee	Invoice Description	Invoice Amount	Payment Amount
			Tenancy Access Card configuration	-396.00	
EF156616	23/04/2026	Black Cockatoo Preservation Society of At			495.00
			Samson Tree Fest '26 - Black Cockatoo	495.00	
EF156445	15/04/2026	Black Diamond Security (Australia) Pty Ltc			577.50
			Cash collection service FY25-26 FAC	577.50	
EF156555	23/04/2026	Black Sandra			207.05
			Found_March 2026 12193	207.05	
EF156320	15/04/2026	Blackwood Atkins			57.20
			Purchase of sensitivity solution	57.20	
EF156794	30/04/2026	Blackwood Atkins			1,210.68
			PPE vending machine 25-26 - Parks Team	1,210.68	
EF156414	15/04/2026	Bliss Media Pty Ltd			4,884.00
			Monthly Website Support Services	2,442.00	
			Monthly Website Support Services	2,442.00	
EF156197	08/04/2026	BOC Gases			363.85
			Container chargers	179.43	
			Medical Grade Oxygen	184.42	
EF156317	15/04/2026	BOC Gases			179.43



## Payment Register

Payment No	Payment Date	Payee	Invoice Description	Invoice Amount	Payment Amount
			Container chargers	179.43	
EF156494	15/04/2026	Bocchetta Plush Toys			632.25
			Purchase of Merchandise -Plush Selection	632.25	
EF156523	23/04/2026	Bohemian Ceramics			662.56
			Found_March 2026 10396 Bohemian Cerams	662.56	
EF156121	01/04/2026	Boral Resources WA Limited T/as Boral C			1,214.70
			Premix concrete - Footpath	668.91	
			Supply Hot Mix Asphalt	363.86	
			Supply Hot Mix Asphalt	181.93	
EF156272	08/04/2026	Boral Resources WA Limited T/as Boral C			1,180.85
			Premix concrete - Footpath	521.95	
			Premix concrete - Footpath	658.90	
EF156412	15/04/2026	Boral Resources WA Limited T/as Boral C			1,984.47
			Premix concrete - Footpath	957.58	
			Supply Hot Mix Asphalt	286.03	
			Supply Hot Mix Asphalt	454.83	
			Supply Hot Mix Asphalt	286.03	
EF156653	23/04/2026	Boral Resources WA Limited T/as Boral C			1,307.35



## Payment Register

Payment No	Payment Date	Payee	Invoice Description	Invoice Amount	Payment Amount
			Premix concrete - Footpath	356.40	
			Premix concrete - Footpath	950.95	
EF156862	30/04/2026	Boral Resources WA Limited T/as Boral C			619.07
			Premix concrete - Footpath	619.07	
EF156176	01/04/2026	Bormaz Contracting Pty Ltd			3,204.30
			Install 12 x Posts - Leighton Beach	3,204.30	
EF156607	23/04/2026	Boult Nominees Pty Ltd			13,619.86
			FISAF Power	13,619.86	
EF156334	15/04/2026	BP Australia Pty Ltd			7,950.95
			Fuel Transactions	7,950.95	
EF156448	15/04/2026	BPI Trading Pty Ltd			611.23
			WFAC Ice for Events Bar	611.23	
EF156827	30/04/2026	Brad Rimmer Photography			1,023.00
			Exhibition consignment book sales	1,023.00	
EF156364	15/04/2026	Bradmac ConsultingT/a Blue Lawn Desigr			63.65
			Monthly FVC Merchandise Sales March 2026	63.65	
EF156581	23/04/2026	Bradmac ConsultingT/a Blue Lawn Desigr			745.38
			Found_March 2026 15020 Bradmac Consult	745.38	



## Payment Register

Payment No	Payment Date	Payee	Invoice Description	Invoice Amount	Payment Amount
EF156720	23/04/2026	Brady Australia Pty Ltd t/as Seton Australi			1,304.40
			Safety equipment	1,304.40	
EF156428	15/04/2026	Braw Paper Co.			744.34
			Monthly FVC Merchandise Sales March 2026	744.34	
EF156131	01/04/2026	Briteshine Cleaning & Maintenance Servic			7,657.24
			Cleaning Services - Schedule 4 - WCC	7,657.24	
EF156519	23/04/2026	Brooks Hire Service Pty Ltd			5,273.66
			2t Excavator Hire - Drainage Team	5,273.66	
EF156642	23/04/2026	Brown Alison Rae			37.88
			Found_March 2026 20189	37.88	
EF156525	23/04/2026	Brown Joanna			65.65
			Found_March 2026 10492	65.65	
EF156157	01/04/2026	Bubble Nebula Pty Ltd			1,800.00
			BWTM Training - Parks Staff	1,800.00	
EF156725	23/04/2026	Bucci Holdings Pty Ltd			592.82
			Animal equipmenr	592.82	
EF156806	30/04/2026	Budget Truck Rental P/L			1,227.60
			FISAF - car rental	782.10	



## Payment Register

Payment No	Payment Date	Payee	Invoice Description	Invoice Amount	Payment Amount
			FISAF - Car Rental	445.50	
EF156166	01/04/2026	Bug Busters Pty Ltd			484.00
			Rats nest - Admin, FLC	242.00	
			Remove wasp nests - WACC 12 Mrs Trivett	242.00	
EF156470	15/04/2026	Bug Busters Pty Ltd			304.00
			Ant infestation in lunchroom - Depot	304.00	
EF156335	15/04/2026	Buku Larrnggay Mulka Incorporated			2,900.00
			Buku Arts Centre	2,900.00	
EF156047	01/04/2026	Bunnings Building Supplies Pty Ltd			991.82
			Hand tools & fixings - Footpath Maint	84.82	
			Hand tools & fixings - Footpath Maint	284.15	
			Hand tools & fixings - Kerbing Maint	55.75	
			Hand tools & fixings - Maintenance Team	36.53	
			Kerb Maintenance - Consumables	355.46	
			Maintenance tools & equipment	136.25	
			Maintenance tools & equipment	38.86	
EF156195	08/04/2026	Bunnings Building Supplies Pty Ltd			618.39
			Ceramic Shelving	116.61	



## Payment Register

Payment No	Payment Date	Payee	Invoice Description	Invoice Amount	Payment Amount
			Ceramic Shelving	78.64	
			Maintenance tools & equipment	57.14	
			Maintenance tools & equipment	213.10	
			Maintenance tools & equipment	84.01	
			Maintenance tools & equipment	68.89	
EF156316	15/04/2026	Bunnings Building Supplies Pty Ltd			2,040.22
			Consumable hardware - Waste & Cleansing	186.12	
			Hand tools & fixings - Footpath Maint	96.80	
			Hand tools & fixings - Maintenance Team	315.26	
			Hand tools and consumables	166.08	
			Maintenance tools & equipment	520.12	
			Maintenance tools & equipment	507.74	
			Maintenance tools & equipment	126.45	
			Standing PO Bunnings Purchase Card	121.65	
EF156503	23/04/2026	Bunnings Building Supplies Pty Ltd			1,284.63
			Bunnings Power Pass	41.29	
			Consumable Hardware for CFC	110.29	
			Events Supplies	116.91	



## Payment Register

Payment No	Payment Date	Payee	Invoice Description	Invoice Amount	Payment Amount
			Hand tools & fixings - Kerbing Maint	47.94	
			Hand tools & fixings - Maintenance Team	116.88	
			Maintenance tools & equipment	148.11	
			Materials for Print Workshop	63.27	
			Paints and sprays- Commercial Car Parks	319.97	
			Paints and sprays- Commercial Car Parks	319.97	
EF156792	30/04/2026	Bunnings Building Supplies Pty Ltd			2,460.51
			Bunnings Power Pass	344.33	
			Events Supplies	704.35	
			Events Supplies	67.70	
			Maintenance tools & equipment	62.61	
			Maintenance tools & equipment	46.02	
			Standing PO Bunnings Purchase Card	299.00	
			Standing PO Bunnings Purchase Card	140.67	
			Standing PO Bunnings Purchase Card	150.43	
			powerpass cardholder	645.40	
EF156170	01/04/2026	Burgess Personnel Pty Ltd			3,717.35
			Agency Hire	3,717.35	



## Payment Register

Payment No	Payment Date	Payee	Invoice Description	Invoice Amount	Payment Amount
EF156306	08/04/2026	Burgess Personnel Pty Ltd			4,281.16
			Agency Hire	4,281.16	
EF156477	15/04/2026	Burgess Personnel Pty Ltd			4,479.12
			Agency Hire	4,479.12	
EF156747	23/04/2026	Burgess Personnel Pty Ltd			3,633.41
			Agency Hire	3,633.41	
EF156905	30/04/2026	Burgess Personnel Pty Ltd			3,714.85
			Agency Hire	3,714.85	
EF156520	23/04/2026	Burgess Rawson (WA) Pty Ltd			30,250.00
			Carpark Rent 19 Jul25-Jun26	30,250.00	
EF156305	08/04/2026	Burson Automotive Pty Ltd			393.33
			Vehicle Maintenance Parts	15.40	
			Vehicle Maintenance Parts	129.42	
			Vehicle Maintenance Parts	86.35	
			Vehicle Maintenance Parts	51.66	
			Vehicle Maintenance Parts	120.46	
			Vehicle Maintenance Parts	-9.96	
EF156475	15/04/2026	Burson Automotive Pty Ltd			357.50



## Payment Register

Payment No	Payment Date	Payee	Invoice Description	Invoice Amount	Payment Amount
			Vehicle Maintenance Parts	357.50	
EF156903	30/04/2026	Burson Automotive Pty Ltd			1,980.00
			Vehicle Maintenance Parts	1,980.00	
EF156338	15/04/2026	Business Foundations Inc			2,849.00
			Reimburse L3 Tenancy Fitout - Kitchen	2,849.00	
EF156196	08/04/2026	C F M E Union			60.00
			CFMEU Coy 2 Period Type O Comp Ref 823.00i	60.00	
EF156504	23/04/2026	C F M E Union			60.00
			CFMEU Coy 2 Period Type O Comp Ref 823.00i	60.00	
EF156762	23/04/2026	Cale McMillen t/as Rottnest Dreaming			69.65
			Monthly FVC Merchandise Sales March 2026	69.65	
EF156526	23/04/2026	Carboni Anthea Judith			115.65
			Found_March 2026 10535	115.65	
EF156527	23/04/2026	Cards With A View			421.68
			Found_March 2026 10537 Cards with a View	421.68	
EF156754	23/04/2026	Care to Rewear			600.00
			Pop up mending activation FISAF 4-5/4/26	600.00	
EF156096	01/04/2026	Carnegies Fremantle Pty Ltd			2,784.00



## Payment Register

Payment No	Payment Date	Payee	Invoice Description	Invoice Amount	Payment Amount
			FISAF Opening Catering	2,784.00	
EF156595	23/04/2026	Carnegies Fremantle Pty Ltd			1,187.50
			FISAF Opening Bar tab	1,187.50	
EF156365	15/04/2026	Cat Haven			905.00
			Cat welfare - Rangers Team	955.00	
			Cat welfare - Rangers Team	-50.00	
EF156764	23/04/2026	Catherine Bowen			90.40
			Found_March 2026 23879	90.40	
DD004271	07/04/2026	CBA Bank Charges Only			4,014.10
			07/04/2026 CBA CBA Merchant Fees - Mar 2026	4,014.10	
DD004282	20/04/2026	CBA Bank Charges Only			25.00
			CBA POS 43000 20.04.2026 CBA Bank Charge	25.00	
DD004286	27/04/2026	CBA Bank Charges Only			315.00
			CBA Bank Charge	315.00	
EF156218	08/04/2026	Chandler Macleod Ltd			1,969.00
			Psycho-metric Testing	1,969.00	
EF156779	23/04/2026	Charles Adrian Jones			2,640.00
			Formidable Vegetable - FISAF 2026	2,640.00	



## Payment Register

Payment No	Payment Date	Payee	Invoice Description	Invoice Amount	Payment Amount
EF156152	01/04/2026	Chicho Gelato			550.00
			50 Free Scoops	550.00	
EF156202	08/04/2026	Child Support Agency			1,385.71
			Payroll Deduction - Child Support	1,385.71	
EF156512	23/04/2026	Child Support Agency			1,387.74
			Payroll Deduction - Child Support	1,387.74	
EF156718	23/04/2026	Christopher Paterson Heritage & Architect			11,258.50
			Architectural Engagement - Parry St	11,258.50	
EF156549	23/04/2026	Chynoweth Kathryn			44.44
			Found_March 2026 11753	44.44	
EF156511	23/04/2026	City of Cockburn			15,537.60
			Dispose sweeper tailings	15,537.60	
EF156795	30/04/2026	City of Gosnells			6,600.00
			Phase 1 CCTV Drainage Audit	6,600.00	
EF156891	30/04/2026	City of Kwinana South West			22,990.00
			25/26 Member Council Contribution	22,990.00	
EF156343	15/04/2026	City of Melville			1,325.00
			Sustenance & Maintenance of a dog	1,325.00	



## Payment Register

Payment No	Payment Date	Payee	Invoice Description	Invoice Amount	Payment Amount
EF156084	01/04/2026	City of Subiaco			5,184.81
			Long Service Leave Transfer - B Phillips	5,184.81	
EF156554	23/04/2026	Claire Townsend Designs			590.85
			Found_March 2026 12155	590.85	
EF156273	08/04/2026	Classic Hire			13,376.00
			Toilets for Ethel Cain	6,688.00	
			Toilets for Ethel Cain	6,688.00	
EF156863	30/04/2026	Classic Hire			3,863.20
			FISAF - Toilets	3,863.20	
EF156624	23/04/2026	Claw Environmental			231.00
			BLANKET ORDER (1 July 2025-30 June 2026)	231.00	
EF156087	01/04/2026	Cleanaway Pty Ltd - Solid Waste			224,848.60
			Bin repairs + bin delivery	13,990.17	
			Bin repairs + bin delivery	-13,990.17	
			General Waste Collection	114,976.10	
			General Waste Collection	109,872.50	
EF156271	08/04/2026	Cockburn Party Hire			522.40
			Furniture Hire for COTY awards	522.40	



## Payment Register

Payment No	Payment Date	Payee	Invoice Description	Invoice Amount	Payment Amount
EF156411	15/04/2026	Cockburn Party Hire			718.00
			Hire tables for Speed Cubing	718.00	
EF156861	30/04/2026	Cockburn Party Hire			5,005.20
			Samson Tree Festival '26 event	5,005.20	
EF156127	01/04/2026	Complete Office Supplies Pty Ltd			2,376.97
			DONT USE WFAC Stationary	656.11	
			Office Stationery Supply - GST Incl	997.81	
			WCC Amenities Supply - NO GST	161.54	
			WCC Amenities Supply - NO GST	561.51	
EF156277	08/04/2026	Complete Office Supplies Pty Ltd			129.75
			Office Stationery Supply - GST Incl	56.14	
			Office Stationery Supply - GST Incl	73.61	
EF156417	15/04/2026	Complete Office Supplies Pty Ltd			318.76
			Office Stationery Supply - GST Incl	110.42	
			Office Stationery Supply - GST Incl	208.34	
EF156667	23/04/2026	Complete Office Supplies Pty Ltd			1,008.98
			DONT USE WFAC Stationary	594.89	
			Office Stationery Supply - GST Incl	184.03	



## Payment Register

Payment No	Payment Date	Payee	Invoice Description	Invoice Amount	Payment Amount
			Office Stationery Supply - GST Incl	73.61	
			WCC Amenities Supply - NO GST	156.45	
EF156864	30/04/2026	Complete Office Supplies Pty Ltd			1,121.16
			Office Stationery Supply - GST Incl	149.29	
			Office Stationery Supply - GST Incl	448.44	
			WCC Amenities Supply - NO GST	10.14	
			WCC Amenities Supply - NO GST	213.04	
			WCC Amenities Supply - NO GST	300.25	
EF156550	23/04/2026	Compu-Stor			10,030.75
			Document storage scanning destruction	10,030.75	
EF156870	30/04/2026	Connolly Family Trust T/As Dreamtime Ku			1,223.50
			Merchandise	1,223.50	
EF156104	01/04/2026	Contraflow Pty Ltd			30,582.94
			Supply Traffic Management 25-26	642.64	
			TM for Asphalt Crew throughout CoF	893.75	
			TM for Asphalt Crew throughout CoF	715.00	
			TM for Asphalt Crew throughout CoF	2,715.64	
			TM for Asphalt Crew throughout CoF	957.00	



## Payment Register

Payment No	Payment Date	Payee	Invoice Description	Invoice Amount	Payment Amount
			TM for Asphalt Crew throughout CoF	2,199.99	
			TM Services - Chadwick & Collick St	1,254.00	
			TM Wildlife Kerb - Steven St/Nannine St	2,976.23	
			Traffic Management - Drainage Crew	2,475.00	
			Traffic Management - Footpaths & Kerbing	3,662.76	
			Traffic Management - Footpaths & Kerbing	2,844.96	
			Traffic Management - Footpaths & Kerbing	1,147.16	
			Traffic Management - Footpaths & Kerbing	2,844.95	
			Traffic Management Spacey Jane	2,626.93	
			Traffic Management Spacey Jane	2,626.93	
EF156254	08/04/2026	Contraflow Pty Ltd			1,519.38
			Traffic Management - Footpaths & Kerbing	1,519.38	
EF156386	15/04/2026	Contraflow Pty Ltd			24,381.71
			TM for Asphalt Crew throughout CoF	715.00	
			TM for Asphalt Crew throughout CoF	1,681.11	
			TM for Asphalt Crew throughout CoF	1,161.88	
			TM for Asphalt Crew throughout CoF	1,213.28	
			TM for Asphalt Crew throughout CoF	1,161.88	



## Payment Register

Payment No	Payment Date	Payee	Invoice Description	Invoice Amount	Payment Amount
			TM Wildlife Kerb - Steven St/Nannine St	1,810.42	
			Traffic Management - Drainage Crew	1,928.58	
			Traffic Management - Drainage Crew	4,290.00	
			Traffic Management - Drainage Crew	1,430.00	
			Traffic Management - Drainage Crew	2,200.47	
			Traffic Management - Footpaths & Kerbing	2,327.69	
			Traffic Management - Footpaths & Kerbing	2,198.37	
			Traffic Management - Footpaths & Kerbing	2,263.03	
EF156610	23/04/2026	Contraflow Pty Ltd			24,793.90
			TM for Asphalt Crew throughout CoF	1,295.94	
			TM for Asphalt Crew throughout CoF	1,810.42	
			TM Services - Chadwick & Collick St	7,623.92	
			TM Wildlife Kerb - Steven St/Nannine St	1,939.74	
			TM, Wombat Crossing- East Frem Primary	1,463.00	
			Traffic Management - Footpaths & Kerbing	3,547.86	
			Traffic Management - Footpaths & Kerbing	3,231.92	
			Traffic Management - Footpaths & Kerbing	1,914.85	
			Traffic Management - Footpaths & Kerbing	1,966.25	



## Payment Register

Payment No	Payment Date	Payee	Invoice Description	Invoice Amount	Payment Amount
EF156845	30/04/2026	Contraflow Pty Ltd			17,801.95
			TM for Asphalt Crew throughout CoF	3,988.46	
			TM for Asphalt Crew throughout CoF	1,978.02	
			TM Services - Chadwick & Collick St	4,156.75	
			TM, Wombat Crossing- East Frem Primary	715.00	
			TM, Wombat Crossing- East Frem Primary	1,430.00	
			TM, Wombat Crossing- East Frem Primary	1,806.49	
			TM, Wombat Crossing- East Frem Primary	1,270.23	
			Traffic Management - Footpaths & Kerbing	2,457.00	
EF156594	23/04/2026	Convict Bags & Accessories Pty Ltd			60.60
			Found_March 2026 16584 Convict Bags & Acce	60.60	
EF156451	15/04/2026	Coreleverage Investments Pty Ltd t/a DBS			1,628.00
			Fence Repair - Boo Park	1,628.00	
EF156887	30/04/2026	Coreleverage Investments Pty Ltd t/a DBS			968.00
			Hollis Park Fence Repair	968.00	
EF156456	15/04/2026	Cover Point Pty Ltd			609.40
			ChangeMakers Apparel	609.40	
EF156637	23/04/2026	Craneswest (WA) Pty Ltd T/As Western Ti			3,941.39



## Payment Register

Payment No	Payment Date	Payee	Invoice Description	Invoice Amount	Payment Amount
			Green Waste Removal from FRC	3,941.39	
EF156144	01/04/2026	Crayon Australia Pty Ltd			18,836.58
			Microsoft License Review	14,300.00	
			Microsoft Teams Phone - March 2026	4,536.58	
EF156438	15/04/2026	Crayon Australia Pty Ltd			11,304.94
			Microsoft Teams Phone Standard	11,304.94	
EF156162	01/04/2026	Critical Fire Protection & Training Pty Ltd			1,138.50
			Fire Detector Noise - J Shed	1,138.50	
EF156461	15/04/2026	Critical Fire Protection & Training Pty Ltd			700.00
			Test Fire Panels - 1-21 Finnerty St	700.00	
EF156895	30/04/2026	Critical Fire Protection & Training Pty Ltd			1,067.00
			Investigate Panel Fault 31/3/26 - WCC	1,067.00	
EF156206	08/04/2026	CROMAG PTY LTD t/a Sigma Chemicals			2,027.63
			Pool Supplies	-154.00	
			Pool Supplies	2,181.63	
EF156327	15/04/2026	CROMAG PTY LTD t/a Sigma Chemicals			3,918.20
			Pool Supplies	-77.00	
			Pool Supplies	2,074.60	



## Payment Register

Payment No	Payment Date	Payee	Invoice Description	Invoice Amount	Payment Amount
			Pool Supplies	1,936.00	
			Pool Supplies	-15.40	
EF156174	01/04/2026	CTB Lighting Services Pty Ltd			528.00
			Failed lighting cable - Victoria Hall	528.00	
EF156909	30/04/2026	CTB Lighting Services Pty Ltd			1,914.00
			Repair to Vic Hall Gantry Chain Motor	1,914.00	
EF156051	01/04/2026	Culleys Tea Rooms			172.00
			Catering - Friday 13 March 2026	172.00	
EF156796	30/04/2026	Culleys Tea Rooms			671.00
			Catering for De-escalation training	475.00	
			Visitor Centre Planning Day Catering	196.00	
EF156842	30/04/2026	Culture Counts Australia Pty Ltd			2,750.00
			FISAF Economic Impact Report	2,750.00	
EF156116	01/04/2026	Cyclus Pty Ltd			583.00
			Production crew support	583.00	
EF156050	01/04/2026	Cygnets West Pty Ltd			58,177.08
			RCTI Carpark 31-Standing Order 25/26	58,177.08	
EF156510	23/04/2026	Cygnets West Pty Ltd			45,551.72



## Payment Register

Payment No	Payment Date	Payee	Invoice Description	Invoice Amount	Payment Amount
			RCTI Carpark 31-Standing Order 25/26	45,551.72	
EF156750	23/04/2026	Cynthia Poh			34.34
			Found_March 2026 23625	34.34	
EF156571	23/04/2026	Dadaa Limited			5,214.00
			Gen cons - Dadaa Audio description serv	5,214.00	
EF156516	23/04/2026	Dafo Pty Ltd			2,874.30
			Depot 1.4 Lt & 500ml Sharps Containers	1,317.80	
			Depot 1.4 Lt & 500ml Sharps Containers	1,556.50	
EF156800	30/04/2026	Dafo Pty Ltd			734.80
			Depot 1.4 Lt & 500ml Sharps Containers	734.80	
EF156293	08/04/2026	Daniel Santich			960.00
			Graphic Design – Multicultural Cricket	960.00	
EF156471	15/04/2026	Daniels Printing Craftsmen Pty Ltd			3,371.50
			FISAF Additional Programs	2,805.00	
			FISAF Daily Schedules	566.50	
EF156766	23/04/2026	Dar Studio Pty Ltd as Trustee for Dar Stuc			26,339.50
			Stage 3 & 4 Return Brief \$29,380 ex. GST	26,339.50	
EF156062	01/04/2026	Data#3 Limited			7,313.48



## Payment Register

Payment No	Payment Date	Payee	Invoice Description	Invoice Amount	Payment Amount
			SERV-NES-R - Nessus Professional	7,313.48	
EF156286	08/04/2026	Daynite Towing Service (WA) Pty Ltd			330.00
			Towing of Abandoned/impounded vehicles	165.00	
			Towing of Abandoned/impounded vehicles	165.00	
EF156696	23/04/2026	Daynite Towing Service (WA) Pty Ltd			1,287.00
			Towing of Abandoned/impounded vehicles	165.00	
			Towing of Abandoned/impounded vehicles	330.00	
			Vehicle Towing - FISAF High Street 2026	792.00	
EF156758	23/04/2026	Deborah Childs			12.06
			Monthly FVC Merchandise Sales March 2026	12.06	
EF156661	23/04/2026	Deep Earth Ceramics			60.60
			Found_March 2026 20973	60.60	
EF156369	15/04/2026	Deep Green Corporation			2,733.82
			Install Vertical Garden & Irrigation	2,733.82	
EF156392	15/04/2026	Department of Mines, Industry Regulation			47,721.62
			Building Services Levy fee collection	47,721.62	
EF156363	15/04/2026	Department of Planning, Lands and Herita			19,800.00
			Lease rent 42 Port Beach Rd, Fremantle	19,800.00	



## Payment Register

Payment No	Payment Date	Payee	Invoice Description	Invoice Amount	Payment Amount
EF156077	01/04/2026	Department of Transport			10,572.30
			Vehicle registration searches	10,572.30	
EF156823	30/04/2026	Department of Transport			15.30
			Vehicle registration searches	15.30	
DD004273	01/04/2026	Dept of Attorney General			66,463.50
			01.04.2026 FD-DD2603310017 ICMSFE fee Dej	66,463.50	
DD004275	09/04/2026	Dept of Attorney General			265.50
			09.04.2025 FP-DD-2604090007 ICMSFE ICMSF	265.50	
DD004276	09/04/2026	Dept of Attorney General			708.00
			09.04.2026 FP-DD-2604090010 ICMSFE ICMSF	708.00	
EF156086	01/04/2026	Detail Marketing Communications			18,150.00
			Marketing Campaign & Grants Program	18,150.00	
EF156360	15/04/2026	Detail Marketing Communications			12,347.50
			FISAF Influencer gift cards	1,127.50	
			FISAF STM Photoshoot - Adelaide	5,170.00	
			Marketing Campaign & Grants Program	2,200.00	
			PR Retainer Visual Arts	3,850.00	
EF156572	23/04/2026	Detail Marketing Communications			4,400.00



## Payment Register

Payment No	Payment Date	Payee	Invoice Description	Invoice Amount	Payment Amount
			Marketing Campaign & Grants Program	2,200.00	
			Marketing Campaign & Grants Program	2,200.00	
EF156745	23/04/2026	Diane Sheppard - Mother Earth Dreams			217.75
			FVC Merchandise Sales - March 2026	217.75	
EF156552	23/04/2026	Docherty Anthony			640.34
			Found_March 2026 11924 Docherty A	640.34	
EF156872	30/04/2026	Docside Contract Signs			735.00
			Corflute Signs - Parks maintenance	735.00	
EF156078	01/04/2026	Docuprint			1,174.00
			Poster Printing - Samson Tree Festival	639.00	
			Urgent Signs for TM - 5 x signs	535.00	
EF156560	23/04/2026	Docuprint			2,640.00
			Verge Booklet Printing x 500	2,640.00	
EF156122	01/04/2026	Donald Cant Watts Corke (WA) Pty Ltd			1,513.88
			External PM Review - South Beach	1,513.88	
EF156128	01/04/2026	Double G (WA) Pty Ltd t/a Think Water Pe			114.66
			Think Water - Irrigation Services	114.66	
EF156278	08/04/2026	Double G (WA) Pty Ltd t/a Think Water Pe			792.00



## Payment Register

Payment No	Payment Date	Payee	Invoice Description	Invoice Amount	Payment Amount
			Contract Irrigation Maintenance 25-26	792.00	
EF156418	15/04/2026	Double G (WA) Pty Ltd t/a Think Water Pe			16,103.63
			Contract Irrigation Maintenance 25-26	1,672.00	
			Contract Irrigation Maintenance 25-26	209.00	
			Contract Irrigation Maintenance 25-26	1,672.00	
			Contract Irrigation Maintenance 25-26	2,090.00	
			Contract Irrigation Maintenance 25-26	1,672.00	
			Contract Irrigation Maintenance 25-26	2,090.00	
			Contract Irrigation Maintenance 25-26	1,149.98	
			Contract Irrigation Maintenance 25-26	1,672.00	
			Contract Irrigation Maintenance 25-26	1,672.00	
			Think Water - Irrigation Services	307.45	
			Think Water - Irrigation Services	173.73	
			Think Water - Irrigation Services	602.91	
			Think Water - Irrigation Services	304.98	
			Think Water - Irrigation Services	815.58	
EF156669	23/04/2026	Double G (WA) Pty Ltd t/a Think Water Pe			77,847.84
			Replace Groundwater Bore - Samson Park	74,555.80	



## Payment Register

Payment No	Payment Date	Payee	Invoice Description	Invoice Amount	Payment Amount
			Think Water - Irrigation Services	441.17	
			Think Water - Irrigation Services	1,421.68	
			Think Water - Irrigation Services	548.14	
			Think Water - Irrigation Services	881.05	
EF156865	30/04/2026	Double G (WA) Pty Ltd t/a Think Water Pe			3,333.69
			Think Water - Irrigation Services	280.71	
			Think Water - Irrigation Services	566.51	
			Think Water - Irrigation Services	414.43	
			Think Water - Irrigation Services	376.05	
			Think Water - Irrigation Services	1,269.33	
			Think Water - Irrigation Services	426.66	
EF156125	01/04/2026	Dowsing Group Pty Ltd			8,913.70
			Dowsing Footpath Concrete Works	8,913.70	
EF156416	15/04/2026	Dowsing Group Pty Ltd			66,424.44
			Reimagined Works - 13-19 William St	66,424.44	
EF156631	23/04/2026	Drainflow Services Pty Ltd			12,870.00
			Jetter and Educating Truck Hire	10,296.00	
			Jetter and Educating Truck Hire	2,574.00	



## Payment Register

Payment No	Payment Date	Payee	Invoice Description	Invoice Amount	Payment Amount
EF156181	01/04/2026	Dream Big Enterprises Pty Ltd t/as Ritz Pa			1,144.00
			Shade and Tables High Street Activation	1,144.00	
EF156656	23/04/2026	Dunford Carrol			241.39
			Found_March 2026 20817	241.39	
EF156521	23/04/2026	Dutch Fishy Pty Ltd t/as Fremantle Accide			1,000.00
			Insurance Excess	1,000.00	
EF156065	01/04/2026	E & MJ Rosher Pty Ltd			669.54
			Kubota Mower and Tractor Parts	440.16	
			Kubota Mower and Tractor Parts	122.70	
			Kubota Mower and Tractor Parts	103.62	
			Kubota Tractor Parts	3.06	
EF156534	23/04/2026	E & MJ Rosher Pty Ltd			11.78
			Kubota Tractor Parts	11.78	
EF156260	08/04/2026	Easisalary Pty Ltd			13,310.30
			EasiSalary (Post Tax) Coy 2 Period Type I Comp	3,220.11	
			EasiSalary (Pre Tax) Coy 2 Period Type I Comp	10,090.19	
EF156619	23/04/2026	Easisalary Pty Ltd			14,380.62
			EasiSalary (Post Tax) Coy 2 Period Type I Comp	3,220.11	



## Payment Register

Payment No	Payment Date	Payee	Invoice Description	Invoice Amount	Payment Amount
			EasiSalary (Pre Tax) Coy 2 Period Type I Comp	13,505.11	
			ITC Payable to Easi GST Claimable on Employe	-2,344.60	
EF156849	30/04/2026	Easisalary Pty Ltd			4,689.20
			ITC Payable to Easi GST Claimable on Employe	2,344.60	
			ITC Payable to Easi GST Claimable on Employe	2,344.60	
EF156767	23/04/2026	Eco Faeries Pty Ltd			858.00
			Childrens activity- Samson Tree Festival	858.00	
EF156871	30/04/2026	EG Art Collective PTY LTD - Emilia Galatis			346.50
			Consignment sales Flash Minky	346.50	
EF156129	01/04/2026	EGAN SANDRA			200.00
			Sandra Egan - Weaving Workshop 2/2	200.00	
EF156429	15/04/2026	Einiitd Benice Taylor T/A Serene Forest Le			174.87
			Monthly FVC Merchandise Sales March 2026	174.87	
EF156342	15/04/2026	EJ Australia Pty Ltd			1,826.00
			Drain Grate - E. Frem Primary School	1,826.00	
EF156329	15/04/2026	Ejan Communications			1,131.36
			Community Safety Team radios;;	516.18	
			Parking Team radios;;	164.73	



## Payment Register

Payment No	Payment Date	Payee	Invoice Description	Invoice Amount	Payment Amount
			Safety radios - Multi Teams	450.45	
EF156046	01/04/2026	ELECTRICITY GENERATION AND RETA			35,467.30
			Electricity Usage - Car Park No 2	537.58	
			Electricity Usage - Car Park No 20	290.13	
			Electricity Usage - Car Park No 4	384.46	
			Electricity Usage - Car Park No. 2	588.68	
			Electricity Usage - Carpark 21A Mews Rd	206.29	
			Electricity Usage - Carpark 56 - Norfolk	238.46	
			Electricity Usage - Community Legal Cen.	1,285.92	
			Electricity Usage - Community Legal Cen.	364.27	
			Electricity Usage - Community Legal Cen.	485.05	
			Electricity Usage - Esplanade-Carpark 11	997.19	
			Electricity Usage - Esplanade-Carpark 11	4,849.71	
			Electricity Usage - Esplanade-Carpark 11	652.51	
			Electricity Usage - Grigg Park	382.37	
			Electricity Usage - Hazel Orme Kindergar	451.96	
			Electricity Usage - Monument Hill Res.	1,623.81	
			Electricity Usage - Monument Hill Res.	325.16	



## Payment Register

Payment No	Payment Date	Payee	Invoice Description	Invoice Amount	Payment Amount
			Electricity Usage - Moore'sBuild&ArtGall	2,377.83	
			Electricity Usage - Moore'sCafe&Gallery	640.99	
			Electricity Usage - Parry St Carpark 16A	202.19	
			Electricity Usage - Pidgeon Park	195.13	
			Electricity Usage - Queens Square	274.32	
			Electricity Usage - Queens Square	247.42	
			Electricity Usage - Upper Hilton	1,617.92	
			Electricity Usage - Upper Hilton	1,828.38	
			Electricity Usage - Virginia Ryan Park	238.48	
			Electricity Usage at Fire Pump Shed	424.99	
			Electricity Usage at Sullivan Hall	168.22	
			Electricity Usage- Leisure Centre	11,977.97	
			Electricity Usage- New Edition Book Shop	489.93	
			Electricity Usage-9 South Terrace	314.03	
			Electricity Usage-Marine Tce carpark 21	179.21	
			Electricity Usage-Roundhouse Carpark 19	626.74	
EF156193	08/04/2026	ELECTRICITY GENERATION AND RETA			27,545.59
			Electricity Usage		7,271.98



## Payment Register

Payment No	Payment Date	Payee	Invoice Description	Invoice Amount	Payment Amount
			Electricity Usage	6,773.38	
			Electricity Usage - 15 Walton Wy	137.02	
			Electricity Usage - 4 x security lights	51.62	
			Electricity Usage - Bruce Lee Reserve	237.61	
			Electricity Usage - Bruce Lee Reserve	1,776.16	
			Electricity Usage - Bruce Lee Reserve	1,157.77	
			Electricity Usage - Coral Park	159.34	
			Electricity Usage - Davis Park	301.44	
			Electricity Usage - Dick Lawrence Oval	2,286.87	
			Electricity Usage - Gold Park	159.57	
			Electricity Usage - Hilton Park	848.58	
			Electricity Usage - Hollis Park	508.27	
			Electricity Usage - Mills & Wares Park	155.63	
			Electricity Usage - Moorni Boorn Park	271.28	
			Electricity Usage - Naylor Reserve	213.71	
			Electricity Usage - Parmelia Park	490.69	
			Electricity Usage - Salentina Ridge POS	390.67	
			Electricity Usage - Samson Rec Centre	1,116.38	



## Payment Register

Payment No	Payment Date	Payee	Invoice Description	Invoice Amount	Payment Amount
			Electricity Usage - Sardelic Park	177.60	
			Electricity Usage - The Meeting Place	783.82	
			Electricity Usage - The Meeting Place	190.33	
			Electricity Usage - Wilson Park	128.46	
			Electricity Usage at 275 Carrington St	668.03	
			Electricity Usage-Brad Hardie chgerooms	1,289.38	
EF156314	15/04/2026	ELECTRICITY GENERATION AND RETA			68,495.69
			Electricity Usage - Auxiliary Lighting	3,012.86	
			Electricity Usage - Car Park No 1	699.78	
			Electricity Usage - Collick Reserve	214.60	
			Electricity Usage - Street Lighting	61,708.93	
			Electricity Usage- Kidogo Art House	1,181.59	
			Electricity Usage-Kevin RM-IT Server rm	1,677.93	
EF156502	23/04/2026	ELECTRICITY GENERATION AND RETA			7,428.80
			Electricity Usage - 81 Knutsford St	2,812.63	
			Electricity Usage - Esplanade Reserve	2,467.23	
			Electricity Usage - Horrie Long Reserve	660.79	
			Electricity Usage - Mathieson Ave Nth Ft	536.16	



## Payment Register

Payment No	Payment Date	Payee	Invoice Description	Invoice Amount	Payment Amount
			Electricity Usage - Samson Park	495.62	
			Electricity Usage at 14 Parry St	456.37	
EF156791	30/04/2026	ELECTRICITY GENERATION AND RETA			4,523.38
			Electricity Usage - 13 Fleet Street	156.64	
			Electricity Usage - Booyeembara Pk	797.76	
			Electricity Usage - Carpark 22 Cliff St	147.57	
			Electricity Usage - Dog Pound	340.19	
			Electricity Usage - L1826 Ellen St	632.27	
			Electricity Usage - Pioneer Reserve	390.84	
			Electricity Usage - Queens Square	306.56	
			Electricity Usage - Samson Rec Centre	1,092.64	
			Electricity Usage at 10 Fleet St	245.95	
			Electricity Usage at 12 Fleet St	412.96	
EF156295	08/04/2026	Elite Pool Covers Holdings Pty Ltd			423.50
			Blanket Buddy Repairs	423.50	
EF156672	23/04/2026	WOVEN STORIE			113.63
			Found_March 2026 21455	113.63	
EF156742	23/04/2026	Elizabeth Jessie Radloff			45.45



## Payment Register

Payment No	Payment Date	Payee	Invoice Description	Invoice Amount	Payment Amount
			Found_March 2026 23394	45.45	
EF156490	15/04/2026	Ella Lawrence Norton			3,350.00
			Performances - KICKFLIP. FISAF 2026	3,350.00	
EF156746	23/04/2026	Emma Jane Claydon			900.00
			Program supplies	900.00	
EF156074	01/04/2026	Emso Maintenance			3,421.00
			Concrete Works	3,421.00	
EF156478	15/04/2026	Engeny Australia Pty Ltd			2,288.00
			Civil Engineer Consultant - Samson Park	2,288.00	
EF156484	15/04/2026	Enviroclean (WA) Pty Ltd			324.50
			Rental of Parts Cleaner - 900mm	324.50	
EF156359	15/04/2026	Environmental Health Australia WA Incorp			900.00
			Reg-D Bolton & D Millwood EHA Conference	900.00	
EF156259	08/04/2026	Environmental Industries Pty Ltd			1,375.00
			Solid tine core - Esplanade Reserve	1,375.00	
EF156391	15/04/2026	Environmental Industries Pty Ltd			1,188.00
			EI - Ad-Hoc Works - VERGES	1,188.00	
EF156617	23/04/2026	Environmental Industries Pty Ltd			36,878.82



## Payment Register

Payment No	Payment Date	Payee	Invoice Description	Invoice Amount	Payment Amount
			El -Schedule 1A - Arterial, Hazard & Bus	36,878.82	
EF156848	30/04/2026	Environmental Industries Pty Ltd			2,750.00
			El - Ad-Hoc Works - RESERVES	2,750.00	
EF156251	08/04/2026	EP DRAFFIN MANUFACTURING PTY. LT			14,477.10
			Bin Surrounds	14,477.10	
EF156236	08/04/2026	Esri Australia			36,633.30
			Small Government Enterprise Agreement	36,633.30	
EF156099	01/04/2026	Event Health Management			1,031.80
			First Aid South Lawn Concerts 2026	1,031.80	
EF156247	08/04/2026	Event Health Management			1,031.80
			First Aid South Lawn Concerts 2026	1,031.80	
EF156092	01/04/2026	Eventex			1,166.00
			Production for Cruise Ship welcome	1,166.00	
EF156103	01/04/2026	Experian Australia Operations Pty Ltd			1,430.22
			Tender Advertisement FY25/26 Jan-Jun26	1,430.22	
EF156652	23/04/2026	Ezra Alcantra Photography			660.00
			Documentation of Artist Talks (Wedge/TP)	330.00	
			Photography at Halloween Event	330.00	



## Payment Register

Payment No	Payment Date	Payee	Invoice Description	Invoice Amount	Payment Amount
EF156658	23/04/2026	Family Pet Care Pty Ltd			160.00
			Services for Ranger Team - cremation & c	160.00	
DD004267	15/04/2026	Fat Zebra Pty Ltd			37.62
			15/04/2026 Fat Zebra Pty Ltd - Infringem Fat Ze	37.62	
DD004268	15/04/2026	Fat Zebra Pty Ltd			0.88
			15/04/2026 Fat Zebra Pty Ltd - Debtors Fat Zeb	0.88	
DD004269	15/04/2026	Fat Zebra Pty Ltd			318.82
			15/04/2026 Fat Zebra Pty Ltd - Rates Fat Zebra	318.82	
EF156679	23/04/2026	Fedele James Camarda			5,342.34
			Meeting Allowance	5,342.34	
EF156668	23/04/2026	Felicity Bodycoat			60.60
			Found_March 2026 21209 Felicity Bodycoat	60.60	
EF156351	15/04/2026	First 5 Minutes Pty Ltd			684.75
			Emergency Management Training	684.75	
DD004277	01/04/2026	First Data Merchant Solutions Australia Pt			17,744.80
			01/04/2026 First Data Merch First Data	17,744.80	
EF156583	23/04/2026	Flames Netball Club Inc			500.00
			Sporting Club Sponsorship - Flames Netb.	500.00	



## Payment Register

Payment No	Payment Date	Payee	Invoice Description	Invoice Amount	Payment Amount
EF156596	23/04/2026	Flight Centre Business Travel			5,005.93
			Pasar Malam Flights - Djeran season	1,380.72	
			Pasar Malam Flights - Djeran season	1,380.72	
			Pasar Malam Flights - Djeran season	1,380.72	
			Pasar Malam Flights - Djeran season	863.77	
EF156536	23/04/2026	Fliptease Pty Ltd			15,892.25
			Mermaid program - FISAF 2026	6,256.25	
			Mermaid program - FISAF 2026	9,636.00	
EF156163	01/04/2026	Flowbird Australia Pty Ltd			9,600.52
			Ticket Machine Banking Fees 25/26	4,341.74	
			Ticket Machine Banking Fees 25/26	5,258.78	
EF156164	01/04/2026	Focused Vision Consulting Pty Ltd			13,249.50
			Analysis and Report	13,249.50	
EF156485	15/04/2026	for The Wirihana Family Trust – Rosie O F			6,950.00
			Foam Party OCH - FISAF 2026	6,950.00	
EF156312	08/04/2026	Forrester Research Limited			6,457.71
			Customer Experience certification traini	6,457.71	
EF156492	15/04/2026	Forrester Research Limited			15,000.00



## Payment Register

Payment No	Payment Date	Payee	Invoice Description	Invoice Amount	Payment Amount
			Digital subscription for Customer Exp	15,000.00	
EF156844	30/04/2026	Fotu Ofa			1,197.30
			General Expenses - FISAF 2026	1,197.30	
EF156537	23/04/2026	Frane Lessac T/as Artbeat Publishers			20.20
			Found_March 2026 10960 Frane Lessac	20.20	
EF156649	23/04/2026	Franklyn Mofflin			3,248.34
			Annual Meeting Allowance	3,248.34	
EF156513	23/04/2026	Fremantle Chamber of Commerce			1,230.00
			FCC Leaders Lunch 2026	1,230.00	
EF156916	30/04/2026	Fremantle City Football Club			550.00
			Sporting Club Sponsorship – FCFC	550.00	
EF156907	30/04/2026	Fremantle Contemporary Inc.			1,148.40
			Vessel / Jsut Han performance	1,148.40	
EF156241	08/04/2026	Fremantle Fishing Boat Harbour Traders C			8,000.00
			Sponsorship for the 2025/26 Fishing Boat	8,000.00	
EF156906	30/04/2026	Fremantle Hiab & Tilt Tray Pty Ltd			3,339.60
			tilt tray fisaf	3,339.60	
EF156223	08/04/2026	Fremantle Markets			66.15



## Payment Register

Payment No	Payment Date	Payee	Invoice Description	Invoice Amount	Payment Amount
			Energy reimbursement costs-under awning	66.15	
EF156814	30/04/2026	Fremantle Markets			80.65
			Energy reimbursement costs-under awning	80.65	
EF156153	01/04/2026	Fremantle Masters Swimming Club			754.60
			Cash sponsorship for water tank	754.60	
EF156815	30/04/2026	Fremantle Men's Community Shed Inc			1,781.23
			Fremantle Mens Community Shed	1,781.23	
EF156780	23/04/2026	Fremantle Outrigger Canoe Club			500.00
			Sporting Club Sponsorship - Frem Outrigg	500.00	
EF156308	08/04/2026	Fremantle PA Hire			5,742.00
			Site/Production Manager Resources	5,742.00	
EF156482	15/04/2026	Fremantle PA Hire			506.00
			Stage Consultation	506.00	
EF156755	23/04/2026	Fremantle PA Hire			1,186.35
			FISAF DJ SET UP	1,186.35	
EF156124	01/04/2026	Fremantle Park Sport & Community Centr			107,430.80
			Wages for Fremantle Park Centre	39,356.89	
			Wages for Fremantle Park Centre	21,720.96	



## Payment Register

Payment No	Payment Date	Payee	Invoice Description	Invoice Amount	Payment Amount
			Wages for Fremantle Park Centre	26,004.40	
			Wages for Fremantle Park Centre	20,348.55	
EF156275	08/04/2026	Fremantle Park Sport & Community Centr			19,550.19
			Wages for Fremantle Park Centre	19,550.19	
EF156659	23/04/2026	Fremantle Park Sport & Community Centr			25,774.38
			Wages for Fremantle Park Centre	25,774.38	
EF156207	08/04/2026	Fremantle Port Authority			623.58
			J Shed Studios	623.58	
EF156797	30/04/2026	Fremantle Press			27,500.00
			Sponsorship for COF Hungerford Award 202	27,500.00	
EF156829	30/04/2026	Fremantle Sailing Club Pipes & Drums			1,100.00
			Pipe band for Anzac Day March	1,100.00	
EF156284	08/04/2026	Front Runner Avl Pty Ltd			1,469.60
			AV for APAM Events	1,469.60	
EF156432	15/04/2026	Front Runner Avl Pty Ltd			4,631.00
			AV for GRID Series Event	132.00	
			AV for GRID Series Event	4,499.00	
EF156626	23/04/2026	Gardner Lisa			503.49



## Payment Register

Payment No	Payment Date	Payee	Invoice Description	Invoice Amount	Payment Amount
			Found_March 2026 19309 Kor	503.49	
DD004270	01/04/2026	Garnama Pty Ltd T/A Les Mills Asia Pacific			1,087.03
			01.04.2026 Les Mills fitness class April 2026 Ga	1,087.03	
EF156601	23/04/2026	Gecko Contracting Turf and Landscape M			3,302.85
			Median Prep and Mulching	3,302.85	
EF156309	08/04/2026	Genus Environmental Pty Ltd			18,607.60
			Maintain Trees- Road reserves & carparks	7,749.50	
			Maintain Trees- Road reserves & carparks	5,783.80	
			Maintain Trees- Road reserves & carparks	5,074.30	
EF156763	23/04/2026	Genus Environmental Pty Ltd			19,628.40
			Maintain Trees- Road reserves & carparks	4,941.20	
			Maintain Trees- Road reserves & carparks	14,687.20	
EF156446	15/04/2026	Georgina Mavor			585.00
			Journal Writing Ourselves Awake	585.00	
EF156736	23/04/2026	Gerfran Pty Ltd T/A The Frenchams Group			1,460.80
			FVC Hire and maintenance of indoor plant	66.00	
			Plant Hire - Walyalup Civic Centre	1,394.80	
EF156297	08/04/2026	Geveko Markings Australia Pty Ltd			1,011.78



**Payment Register**

Payment No	Payment Date	Payee	Invoice Description	Invoice Amount	Payment Amount
			Paint & consumables - CoF Carparks	1,011.78	
EF156481	15/04/2026	Giuseppe Terence Rugnetta / Papa Giuse			8,000.00
			FISAF Mural	8,000.00	
EF156098	01/04/2026	GLG Greenlife Group Pty Ltd			1,723.28
			GLG Schedule D - Car Park Maintenance	1,723.28	
EF156375	15/04/2026	GLG Greenlife Group Pty Ltd			22,892.61
			GLG - Schedule A - Local Reserve Maint.	5,593.18	
			GLG Schedule B - Street Gardens Maint.	17,299.43	
EF156239	08/04/2026	Goodchild Enterprises			209.00
			Supply Batteries as Required	209.00	
EF156585	23/04/2026	Goodchild Enterprises			587.40
			Supply Batteries as Required	587.40	
EF156833	30/04/2026	Goodchild Enterprises			140.80
			Supply Batteries as Required	140.80	
EF156648	23/04/2026	Graham Geoffrey			3,248.34
			Annual Meeting Allowance	3,248.34	
EF156450	15/04/2026	Grandstand Agency			715.00
			WTC & Entertainment for Citizenship	715.00	



## Payment Register

Payment No	Payment Date	Payee	Invoice Description	Invoice Amount	Payment Amount
EF156420	15/04/2026	GREEN BY NATURE SPECIALTY SERVI			18,495.81
			Sports Turf Works	18,495.81	
EF156249	08/04/2026	Greenacres Turf Group			6,125.93
			Turf replacement- Sport/Passive Reserves	2,467.64	
			Turf replacement- Sport/Passive Reserves	739.44	
			Turf replacement- Sport/Passive Reserves	2,918.85	
EF156599	23/04/2026	Greenacres Turf Group			2,844.60
			Turf replacement- Sport/Passive Reserves	2,844.60	
EF156837	30/04/2026	Greenacres Turf Group			2,844.60
			Turf replacement- Sport/Passive Reserves	2,844.60	
EF156232	08/04/2026	Greensteam Australia Pty Ltd			4,634.47
			Schedule 1A -CBD & CBD Priority Weed	1,878.84	
			Schedule 1D-Foreshore Areas-12 x Service	2,755.63	
EF156355	15/04/2026	Greensteam Australia Pty Ltd			901.84
			Schedule 1F-Fremantle Leisure-12 Service	901.84	
EF156654	23/04/2026	Greenway Turf Solutions Pty Ltd			7,983.25
			Apply Fertiliser- Maintain Sport Grounds	3,410.00	
			Rye Grass Supply and Application - 25-26	4,573.25	



## Payment Register

Payment No	Payment Date	Payee	Invoice Description	Invoice Amount	Payment Amount
EF156577	23/04/2026	Gregson Jocelyn			255.03
			Found_March 2026 14209	255.03	
EF156318	15/04/2026	Gronbek Security			1,153.94
			5 x gate remotes - Union Stores	888.93	
			Ad hoc key cutting for CoF	40.00	
			Replace PT2 barrel in gate- South Beach	225.01	
EF156140	01/04/2026	Grosvenor Engineering Group Pty Ltd			1,092.32
			Inspection of cooling towers - WCC	1,092.32	
EF156695	23/04/2026	Grosvenor Engineering Group Pty Ltd			603.27
			HVAC Maintenance - Walyalup Civic Centre	603.27	
EF156751	23/04/2026	Guillaume Martin Morillon/ I LOVE FREMA			34.84
			Monthly FVC Merchandise Sales March 2026	34.84	
EF156352	15/04/2026	Guy Smith Audio			6,000.00
			FISAF Production management	6,000.00	
EF156582	23/04/2026	Hadwin Anna			110.09
			Found_March 2026 15330	110.09	
EF156111	01/04/2026	Hana Priest			2,640.00
			Artist Fee Hight Street - Roving bubbles	2,640.00	



## Payment Register

Payment No	Payment Date	Payee	Invoice Description	Invoice Amount	Payment Amount
EF156813	30/04/2026	Harrison Rodger			661.55
			Found_March 2026 10976	661.55	
EF156889	30/04/2026	Hart Sport Australia Pty Ltd			2,463.23
			Swim School Annual Equipment Replacement	2,463.23	
EF156161	01/04/2026	Healius Pathology Pty Ltd			69.96
			Laboratory Medical Testing for Staff	69.96	
EF156460	15/04/2026	Healius Pathology Pty Ltd			69.96
			Laboratory Medical Testing for Staff	69.96	
EF156912	30/04/2026	HECS Fire Services Pty Ltd			649.00
			FISAF Fire Extinguishers	649.00	
EF156618	23/04/2026	Hensby Steve Douglas			2,700.00
			Steve Hensby Band - FISAF 2026	2,700.00	
EF156738	23/04/2026	Henschke Jewellery			29.29
			Found_March 2026 23294 Henschke Jewell	29.29	
EF156134	01/04/2026	HHP Systems Pty Ltd			1,364.00
			HHP Service Fees	1,364.00	
EF156117	01/04/2026	Higgins Lawnmowing Service			6,820.00
			12 x Lawnmowing Maintenance - PCYC	330.00	



## Payment Register

Payment No	Payment Date	Payee	Invoice Description	Invoice Amount	Payment Amount
			Higgins - FAC Maintenance x 19 services	1,529.00	
			Higgins - FLC Maintenance x 52 services.	2,068.00	
			Higgins - Samson Rec x 26 services	418.00	
			Higgins - The Meeting Place x 19 service	220.00	
			Landscape Maint - Dog Pound	253.00	
			Landscape Maint - Hazel Orme/Valley Orch	396.00	
			Landscape Maint - North Freo Comm Hall	264.00	
			Landscape Maint - St John's Ambulance	264.00	
			Landscape Maint - Union Stores C/Park	77.00	
			Landscape Maint- Freo Oval Secure Car/Pk	143.00	
			Landscape Maintenance - Arthur Head	858.00	
EF156403	15/04/2026	Higgins Lawnmowing Service			3,630.00
			Lawn Mowing Fire Breaks/Pound;;	3,300.00	
			Lawn Mowing Fire Breaks/Pound;;	330.00	
EF156080	01/04/2026	Hilton Harvest Community Garden			600.00
			Facilitation of Compost Workshop 2/5/26	600.00	
EF156570	23/04/2026	Hines Patricia			123.73
			Found_March 2026 13767	123.73	



## Payment Register

Payment No	Payment Date	Payee	Invoice Description	Invoice Amount	Payment Amount
EF156353	15/04/2026	Holcim (Australia) Pty Ltd			2,561.00
			Purchase for Class 6 pipe	2,561.00	
EF156149	01/04/2026	Horizons West Bus & Coachlines			3,268.71
			Cruise Ship Shuttle Buses 2025/2026	3,268.71	
EF156296	08/04/2026	Horizons West Bus & Coachlines			1,805.11
			Cruise Ship Shuttle Buses 2025/2026	1,805.11	
EF156717	23/04/2026	Horizons West Bus & Coachlines			3,059.52
			Cruise Ship Shuttle Buses 2025/2026	3,059.52	
EF156886	30/04/2026	Horizons West Bus & Coachlines			3,308.05
			Cruise Ship Shuttle Buses 2025/2026	3,308.05	
EF156657	23/04/2026	Hovea Pottery Greg Crowe			813.05
			Found_March 2026 20885 Hovea Pottery	813.05	
EF156356	15/04/2026	IAS Fine Art Logistics Pty Ltd			17,094.76
			Collection Storage June 2025	6,222.36	
			Collection Transport Costs	10,872.40	
EF156372	15/04/2026	ICS Australia Pty Ltd			773.03
			Hoist Repair - South Beach Toilets	773.03	
EF156569	23/04/2026	IJewellery			47.98



## Payment Register

Payment No	Payment Date	Payee	Invoice Description	Invoice Amount	Payment Amount
			Found_March 2026 13742 Icon Jewellery	47.98	
EF156409	15/04/2026	Image Extra			181.50
			Image Bollard purchase or repairs	181.50	
EF156380	15/04/2026	Imagesource Digital Solutions			3,720.76
			Brad Rimmer fence banner	581.08	
			FISAF Signage and wayfinding	3,139.68	
EF156602	23/04/2026	Imagesource Digital Solutions			5,130.98
			Event Signage	490.60	
			Event Signage	115.70	
			Event Signage	504.22	
			Exhibition Signage	459.59	
			FISAF Esplanade Banners x2	485.10	
			FISAF Princess May Park	364.27	
			vinyl signage for Vessel project	1,133.00	
			WFAC Shop Window Decal	1,578.50	
EF156838	30/04/2026	Imagesource Digital Solutions			146.30
			Vinyl / Vessel / Jsut Han performance	146.30	
EF156588	23/04/2026	Impact Communications Pty Ltd			588.50



## Payment Register

Payment No	Payment Date	Payee	Invoice Description	Invoice Amount	Payment Amount
			900 x 600mm Metal A-Frames - Black	588.50	
EF156714	23/04/2026	Ingrid Lydia Van Dorssen			3,248.34
			Annual Meeting Allowance	3,248.34	
EF156090	01/04/2026	Instant Toilet & Shower Pty Ltd T/as Insta			2,508.00
			Portable Toilet Hire Ken Allen Oct-Dec	2,508.00	
EF156237	08/04/2026	Instant Toilet & Shower Pty Ltd T/as Insta			1,310.10
			Ludovico Einaudi Toilet Hire	1,310.10	
EF156580	23/04/2026	Instant Toilet & Shower Pty Ltd T/as Insta			4,456.10
			Hire of transportable lunchroom -Depot	387.20	
			Ludovico Einaudi Toilet Hire	1,310.10	
			Portable Toilet Hire Ken Allen Oct-Dec	2,758.80	
EF156830	30/04/2026	Instant Toilet & Shower Pty Ltd T/as Insta			1,314.39
			Toilets for Anzac Day Dawn service	1,314.39	
EF156137	01/04/2026	INTELIFE GROUP LIMITED			506.00
			Fremantle Bch Litter Collection Mar-May	506.00	
EF156690	23/04/2026	INTELIFE GROUP LIMITED			10,390.56
			Fremantle Bch Litter Collection Mar-May	523.56	
			Litter Collection for Parks and Reserves	9,867.00	



## Payment Register

Payment No	Payment Date	Payee	Invoice Description	Invoice Amount	Payment Amount
EF156875	30/04/2026	INTELIFE GROUP LIMITED			4,037.44
			Litter collection Park Reserves	4,037.44	
EF156719	23/04/2026	Intercheck Global			196.02
			Criminal History Checks	196.02	
EF156067	01/04/2026	IPWEA - Western Australia Inc			4,430.00
			IPWEA WA State Conference 2026	4,280.00	
			IPWEA WA Training - Ben - Martha - Anna	150.00	
EF156333	15/04/2026	Isentia Pty Ltd			121.97
			Media Services Fee -Aug25 to June26	40.66	
			Media Services Fee -Aug25 to June26	81.31	
EF156381	15/04/2026	IXOM Pty Ltd			2,602.56
			Chlorine Gas Supplier	3,253.20	
			Chlorine Gas Supplier	-650.64	
EF156605	23/04/2026	IXOM Pty Ltd			272.80
			IXOM- Monthly Service Fee	272.80	
EF156491	15/04/2026	Jack Bromell			1,100.00
			South Beach Mural - Artist	1,100.00	
EF156775	23/04/2026	Jack Bromell			13,200.00



## Payment Register

Payment No	Payment Date	Payee	Invoice Description	Invoice Amount	Payment Amount
			South Beach Mural	13,200.00	
EF156551	23/04/2026	Jackson McDonald			4,950.00
			Advice re Launchpad Development	4,950.00	
EF156507	23/04/2026	Jacksons Drawing Supplies			45.30
			Term 3 General Materials	45.30	
EF156374	15/04/2026	James Foley			495.00
			Tree Festival activities	495.00	
EF156915	30/04/2026	James Meggitt t/as Fictional Reality			2,200.00
			Fictional Reality Heritage Fest 26	2,200.00	
EF156665	23/04/2026	Jane Ryan			22.73
			Found_March 2026 21148	22.73	
EF156224	08/04/2026	Japanese Truck & Bus Spares			450.80
			Supply truck parts for Hino, Isuzu	104.90	
			Supply truck parts for Hino, Isuzu	-287.35	
			Supply truck parts for Hino, Isuzu	633.25	
EF156346	15/04/2026	Japanese Truck & Bus Spares			175.30
			Supply truck parts for Hino, Isuzu	175.30	
EF156540	23/04/2026	Japanese Truck & Bus Spares			933.85



## Payment Register

Payment No	Payment Date	Payee	Invoice Description	Invoice Amount	Payment Amount
			Supply truck parts for Hino, Isuzu	541.05	
			Supply truck parts for Hino, Isuzu	375.20	
			Supply truck parts for Hino, Isuzu	17.60	
EF156052	01/04/2026	Jason Signmakers			1,255.60
			10 x Signs - Remember 50	1,011.95	
			Supply+Delivery SF and SIGN	243.65	
EF156321	15/04/2026	Jason Signmakers			760.76
			Supply+Delivery SF and SIGN	760.76	
EF156514	23/04/2026	Jason Signmakers			794.68
			PPA 183 Parking Signs	794.68	
EF156798	30/04/2026	Jason Signmakers			446.95
			Supply+Delivery SF and SIGN	446.95	
EF156430	15/04/2026	Jayden Weston / Okaythen Pty Ltd trading			498.00
			Monthly FVC Merchandise Sales March 2026	498.00	
EF156102	01/04/2026	JB Hifi Commercial			2,935.04
			Retractable Bollards & A4 / A3 signage h	2,935.04	
EF156843	30/04/2026	JB Hifi Commercial			3,917.73
			Bonelk Elevate Junior Laptop Stand	3,917.73	



**Payment Register**

Payment No	Payment Date	Payee	Invoice Description	Invoice Amount	Payment Amount
EF156715	23/04/2026	Jemima Williamson-Wong			3,248.34
			Annual Meeting Allowance	3,248.34	
EF156629	23/04/2026	Jenny Dawson Trading as J Shed Ceramic			212.61
			Found_March 2026 19352	212.61	
EF156768	23/04/2026	Jessica Hsi Ming Tan			7,500.00
			AIP Exchange Artist	7,500.00	
EF156774	23/04/2026	Jessica Smart			3,200.00
			KICKFLIP performances - FISAF 2026	3,200.00	
EF156395	15/04/2026	Jessica Wyld Photography			4,191.00
			FISAF Photography	4,191.00	
EF156307	08/04/2026	Jetwave (WA) Pty Ltd			576.40
			Jet Wave High Pressure parts	576.40	
EF156154	01/04/2026	Joanne Bowman			1,391.37
			Facilitate Drawing Fest workshops	600.00	
			Visual Arts GATE Workshop	791.37	
EF156453	15/04/2026	Joanne Bowman			600.00
			Samson Tree Festival - Charcoal drawing	600.00	
EF156204	08/04/2026	John Shenton Pumps			2,163.70



## Payment Register

Payment No	Payment Date	Payee	Invoice Description	Invoice Amount	Payment Amount
			Service of 25m Dolphin	2,163.70	
EF156325	15/04/2026	John Shenton Pumps			3,520.00
			Soda Ash Pump Replacement	3,520.00	
EF156759	23/04/2026	Joia Ellery			60.60
			Found_March 2026 23800	60.60	
EF156584	23/04/2026	Jones Kate			100.50
			Found_March 2026 15468	100.50	
EF156568	23/04/2026	Josh Byrne & Associates			6,600.00
			Green Sumps Landscape Architecture	6,600.00	
EF156900	30/04/2026	Joshua Robert Grainger			1,800.00
			Ningaloo Records - FISAF 2026	1,800.00	
EF156575	23/04/2026	Jubb Jessica			214.63
			Found_March 2026 14084	214.63	
EF156716	23/04/2026	Julia Wade			266.14
			Found_March 2026 22769	266.14	
EF156633	23/04/2026	Juluwarlu Group Aboriginal Corporation			743.87
			Found_March 2026 19522 Juluwarlu	743.87	
EF156473	15/04/2026	K&L Gates			1,415.48



## Payment Register

Payment No	Payment Date	Payee	Invoice Description	Invoice Amount	Payment Amount
			Legal Advice	1,222.98	
			Legal Advice	192.50	
EF156647	23/04/2026	Kaleidoscope Studio Pty Ltd			25.25
			Found_March 2026 20508	25.25	
EF156385	15/04/2026	Karla Hart Enterprises Pty Ltd			11,000.00
			Karla Kaartdijin - FISAF 2026	11,000.00	
EF156660	23/04/2026	KATE SALE JEWELLERY			517.63
			Found_March 2026 20957	517.63	
EF156859	30/04/2026	Katherine John Entertainment			3,080.00
			Samson Tree Festival '26 - entertainment	3,080.00	
EF156221	08/04/2026	Kennards Hire			287.20
			Kennards hire - Lawn Corer	287.20	
EF156401	15/04/2026	Kerr James			4.69
			Monthly FVC Merchandise Sales March 2026	4.69	
EF156464	15/04/2026	Kimberly Design			36.18
			Monthly FVC Merchandise Sales March 2026	36.18	
EF156133	01/04/2026	Kirby Swim Equip Pty Ltd			212.30
			Swim Platform Repairs	212.30	



## Payment Register

Payment No	Payment Date	Payee	Invoice Description	Invoice Amount	Payment Amount
EF156330	15/04/2026	Kleenheat Gas			854.45
			Gas Usage - Walyalup Civic Centre	854.45	
EF156071	01/04/2026	Kleenit			3,889.24
			Graffiti Removal for City of Fremantle	330.00	
			Graffiti Removal for City of Fremantle	1,598.17	
			Graffiti Removal for City of Fremantle	1,961.07	
EF156227	08/04/2026	Kleenit			4,526.10
			Graffiti Removal for City of Fremantle	2,564.13	
			Graffiti Removal for City of Fremantle	330.00	
			Graffiti Removal for City of Fremantle	1,631.97	
EF156348	15/04/2026	Kleenit			2,994.59
			Graffiti Removal for City of Fremantle	900.84	
			Graffiti Removal for City of Fremantle	330.00	
			Graffiti Removal for City of Fremantle	1,763.75	
EF156545	23/04/2026	Kleenit			1,571.81
			Graffiti Removal for City of Fremantle	805.48	
			Graffiti Removal for City of Fremantle	330.00	
			Graffiti Removal for City of Fremantle	436.33	



## Payment Register

Payment No	Payment Date	Payee	Invoice Description	Invoice Amount	Payment Amount
EF156816	30/04/2026	Kleenit			472.22
			Graffiti Removal for City of Fremantle	472.22	
EF156676	23/04/2026	KOEN RONEL (t/as SWALO)			161.60
			Found_March 2026 21558	161.60	
EF156855	30/04/2026	Kompan Playscape Pty Ltd			823.02
			Swing Repairs - Esplanade Reserve	823.02	
EF156419	15/04/2026	KPR PRODUCTIONS PTY LTD t/as Icon /			1,812.80
			WAM Awards	1,812.80	
EF156673	23/04/2026	KPR PRODUCTIONS PTY LTD t/as Icon /			5,438.40
			WAM Awards	1,812.80	
			WAM Awards	1,812.80	
			WAM Awards	1,812.80	
EF156126	01/04/2026	Kulbardi Pty Ltd			42.86
			Fremantle Leisure Centre Stationary	27.04	
			Lipton Tea Cup Enveloped Bags 500pk	15.82	
EF156666	23/04/2026	Kulbardi Pty Ltd			232.71
			Palmolive Soap Refill Aloe Vera 500ml	63.97	
			Palmolive Soap Refill Aloe Vera 500ml	168.74	



## Payment Register

Payment No	Payment Date	Payee	Invoice Description	Invoice Amount	Payment Amount
EF156302	08/04/2026	KW Services WA Pty Ltd			484.00
			scissor lift service Moores building	242.00	
			scissor lift service Moores building	242.00	
EF156740	23/04/2026	KW Services WA Pty Ltd			81.46
			scissor lift service Moores building	81.46	
EF156200	08/04/2026	L.G.R.C.E.U			864.00
			LGRCEU Coy 2 Period Type O Comp Ref 827.0	864.00	
EF156509	23/04/2026	L.G.R.C.E.U			888.00
			LGRCEU Coy 2 Period Type O Comp Ref 827.0	888.00	
EF156727	23/04/2026	LA Property Solutions			7,150.00
			Chainmesh Fencing - Milbourne St	7,150.00	
EF156773	23/04/2026	Landscape and Maintenance Solutions Pty			10,070.50
			Schedule 1 - Local Reserve Maintenance	2,777.50	
			Schedule 2 - Street Garden Maintenance	7,293.00	
EF156493	15/04/2026	Lauren Mary Gaffiero			2,040.00
			Lil Trailorof Horrors (Gaffy) FISAF 2026	2,040.00	
EF156734	23/04/2026	Leela Dilkes-Hoffman			186.85
			Found_March 2026 23254	186.85	



## Payment Register

Payment No	Payment Date	Payee	Invoice Description	Invoice Amount	Payment Amount
EF156644	23/04/2026	Leuchter Nicole T/as Lilly and Mr Fletcher			32.83
			Found_March 2026 20229	32.83	
EF156182	01/04/2026	Leyla Stevens			672.00
			Artist Talk Fees	672.00	
EF156489	15/04/2026	Leyla Stevens			2,240.00
			Artwork loan fee	2,240.00	
EF156878	30/04/2026	Lion-Beer Spirits & Wine Pty Ltd T/A Little			368.00
			Drinks	368.00	
EF156147	01/04/2026	Little Rippers Technology			1,547.70
			Little Rippers Dog Poo Bag Dispenser	1,547.70	
EF156712	23/04/2026	Little Rippers Technology			6,256.80
			Little Rippers Dog Poo Bags	6,256.80	
EF156184	01/04/2026	Lizo Pty Ltd t/as Stihl Shop Osborne Park			1,641.30
			Arborist Equipment	1,641.30	
EF156622	23/04/2026	Local Government Professionals Australia			590.00
			Reg C Mantle-Engage Edge Program-14/5/26	590.00	
EF156311	08/04/2026	Localis Technologies Australia Pty Ltd			3,960.00
			Subscription-accommodation data	3,960.00	



## Payment Register

Payment No	Payment Date	Payee	Invoice Description	Invoice Amount	Payment Amount
EF156393	15/04/2026	Lounge Backline Pty Ltd			2,024.00
			FISAF backline	2,024.00	
EF156171	01/04/2026	LTD VN PTY LTD			5,335.00
			Exhibition Open Catering	5,335.00	
EF156783	23/04/2026	Luke Forrester t/as So Circus			2,500.00
			So Circus - FISAF 2026	2,500.00	
EF156300	08/04/2026	Lynne Carlin			400.00
			Sewing Classes - Youth - Term 1 2026	400.00	
EF156443	15/04/2026	Mackinnon, Wendy May T/A Banksia Lane			68.21
			FVC Merchandise Sales - March 2026	68.21	
EF156640	23/04/2026	Macklin Nicola Tracey			164.13
			Found_March 2026 19996 NTM Jewellery	164.13	
EF156061	01/04/2026	Main Roads Western Australia			13,197.10
			MRWA linemarking at Swanbourne Rd	13,197.10	
EF156339	15/04/2026	Main Roads Western Australia			9,857.72
			MRWA linemarking at Swanbourne Rd	9,857.72	
EF156693	23/04/2026	Malcolm Parry			103.53
			Found_March 2026 22093	103.53	



## Payment Register

Payment No	Payment Date	Payee	Invoice Description	Invoice Amount	Payment Amount
EF156739	23/04/2026	Maria Hermann			650.00
			Samson Tree Festival ' 26 - Terrarium	650.00	
EF156684	23/04/2026	Mariotti, Alberto			150.00
			PAA209 Marie Fedele - garden job	150.00	
EF156175	01/04/2026	Mark Holdsworth			257.00
			1 x Talk Fee	257.00	
EF156230	08/04/2026	Marquee Magic			1,944.00
			Marquee hire	1,944.00	
EF156556	23/04/2026	Marquee Magic			2,060.00
			FISAF MARQUEES	2,060.00	
EF156902	30/04/2026	Mathew Rault t/as Imagery One Media			600.00
			Drone photos for Anzac Day	600.00	
EF156158	01/04/2026	Maxey Plumbing Pty Ltd			24,947.86
			3 x Trip Hazards - FLC	716.91	
			A/H call out Thursday night 26/02 FLC	1,771.28	
			AHU Filtration system investigation	97.35	
			Blocked Male Toilets - Port Beach C/Room	97.35	
			Blocked Urinal - South Beach Changeroom	231.35	



## Payment Register

Payment No	Payment Date	Payee	Invoice Description	Invoice Amount	Payment Amount
			Gym shower head failed - FLC	345.93	
			Install Hand Basin- Bruce Lee Changeroom	1,934.35	
			Investigate leak 8/10/25 - Lvl 2, WCC	695.84	
			Leaking Tap - Annex, Samson Rec Centre	435.06	
			Leighton Beach Changerooms Sinks blocked	596.66	
			New Shower Head - Port Beach Changerooms	256.44	
			Plumbing Services - Parks	585.08	
			Plumbing Services - Parks	555.84	
			Plumbing Services - Parks	2,211.03	
			Plumbing Services - Parks	1,391.99	
			Plumbing Services - Parks	488.37	
			Plumbing Services - Parks	7,926.63	
			Plumbing Services - Parks	97.35	
			Plumbing Services - Parks	1,222.30	
			Port Beach Changerooms - Female Shower	753.62	
			Repairs to UTA - Kidogo Art House	1,934.90	
			Sink/Toilet Repair- Leighton Bch Toilets	292.95	
			Water dripping from ceiling- 70 Parry St	309.28	



## Payment Register

Payment No	Payment Date	Payee	Invoice Description	Invoice Amount	Payment Amount
EF156299	08/04/2026	Maxey Plumbing Pty Ltd			201.45
			Shower heads failed - FLC	201.45	
EF156457	15/04/2026	Maxey Plumbing Pty Ltd			8,120.31
			Backflow Device	8,120.31	
EF156728	23/04/2026	Maxey Plumbing Pty Ltd			29,408.15
			22/3 A/H 2x Blocked Toilets- Port Bch	749.11	
			A/H 22/3 Blocked shower- Leightn Bch C/R	749.11	
			Blocked basin L/H unisex - South Beach	235.41	
			Blocked Toilet- Arthur Head Toilet	97.35	
			Blocked toilet L/H unisex - South Beach	262.35	
			Blocked urinal - Level 2, WCC	324.75	
			Clear floor waste inlets - Samson Rec	2,682.36	
			Deep Clean and cap chem install - LG WCC	3,845.60	
			Disabled toilet blocked Sat 21/03 - FAC	667.80	
			Downpipes - 18 Phillimore St	1,731.40	
			Leaking Tap - 14 Parry St	170.23	
			Male toilet blocked - Port Beach toilets	311.03	
			Multi Plumbing Works Jan-Feb 2026 - WCC	243.38	



## Payment Register

Payment No	Payment Date	Payee	Invoice Description	Invoice Amount	Payment Amount
			Multi Plumbing Works Jan-Feb 2026 - WCC	946.24	
			Multiple toilets blocked - South Beach	964.70	
			Plumbing Services - Parks	683.76	
			Plumbing Services - Parks	584.11	
			Plumbing Services - Parks	243.38	
			Plumbing Services - Parks	646.19	
			Plumbing Services - Parks	279.26	
			Plumbing Services - Parks	436.97	
			Plumbing Services - Parks	236.78	
			Plumbing Services - Parks	1,131.87	
			PM waste water - 34 Paget Street	2,475.00	
			PM waste water - 34 Paget Street	1,441.00	
			PM waste water - 34 Paget Street	1,524.60	
			PM waste water - 34 Paget Street	724.35	
			PM waste water - 34 Paget Street	3,115.20	
			Service 4x gas cooktops - Fire Station	405.63	
			Shower rose vandalised- South Bch Toilet	211.46	
			Shower Taps have de-threaded - FLC	252.73	



## Payment Register

Payment No	Payment Date	Payee	Invoice Description	Invoice Amount	Payment Amount
			Toilets blocked- Leighton Beach Toilets	702.77	
			Vandalised Shower Head - South Beach	332.27	
EF156892	30/04/2026	Maxey Plumbing Pty Ltd			31,773.13
			A/H Call out Sewer Pump Alarm - Port Bch	1,182.86	
			Annual service & test - 10 Shuffrey St	514.25	
			Blockages & Leak- Leighton Beach Toilets	584.11	
			Blocked Showers - Samson Recreation	816.48	
			Blocked sink in Library toilet - WCC	157.85	
			Callout - 2 leaking taps - 14 Parry St	278.60	
			Disabled shower blocked - Samson Rec	264.50	
			Foot wash leaking in males - Port Beach	738.09	
			Inactive flush disabled toilet- Port Bch	146.03	
			Investigation/inspect Drain 16/2/26- WCC	5,012.30	
			Leaking tap above urinal - Horrie Long	184.25	
			PM Plumbing Jetting 40 Port Beach Road	1,375.00	
			PM Plumbing Jetting 40 Port Beach Road	1,375.00	
			PM Plumbing Jetting 40 Port Beach Road	1,375.00	
			PM Plumbing Jetting 40 Port Beach Road	1,375.00	



## Payment Register

Payment No	Payment Date	Payee	Invoice Description	Invoice Amount	Payment Amount
			PM Plumbing Jetting 40 Port Beach Road	1,375.00	
			PM Plumbing Jetting 40 Port Beach Road	1,375.00	
			PM Plumbing Wtr Coolers-1 Finnerty St	605.00	
			PM waste water - 34 Paget Street	1,137.40	
			PM waste water - 34 Paget Street	1,650.00	
			PM waste water - 34 Paget Street	385.00	
			PM waste water - 34 Paget Street	2,806.38	
			PM waste water - 34 Paget Street	2,695.00	
			PM waste water - 34 Paget Street	1,430.00	
			Repair water fountain basin trap - FLC	265.00	
			Shower 4 running non-stop - FLC	281.47	
			Shower running - Men's shower, FLC	378.82	
			Toilet button & tap fail - FAC	1,282.60	
			Toilet seat broken- Sullivan Hall Toilet	224.69	
			Unblock library public toilet WCC.	97.35	
			Vandalised fire hose- Point St Carpark	405.10	
EF156142	01/04/2026	Maxima Group			2,093.07
			Traineeship Facilitation	487.88	



## Payment Register

Payment No	Payment Date	Payee	Invoice Description	Invoice Amount	Payment Amount
			Traineeship Facilitation	1,199.08	
			Traineeship Facilitation	406.11	
EF156287	08/04/2026	Maxima Group			1,366.17
			Traineeship Facilitation	1,366.17	
EF156434	15/04/2026	Maxima Group			2,575.07
			Traineeship Facilitation	1,493.93	
			Traineeship Facilitation	1,081.14	
EF156697	23/04/2026	Maxima Group			1,061.48
			Traineeship Facilitation	1,061.48	
EF156879	30/04/2026	Maxima Group			1,100.79
			Traineeship Facilitation	1,100.79	
EF156400	15/04/2026	May William t/as CH May Catering Equipn			469.48
			WFAC Cups for Events bar	469.48	
EF156769	23/04/2026	Mazami Pty Ltd - Natalie Woodman			385.00
			Fee for author talk with Natalie Woodman	385.00	
EF156261	08/04/2026	McGregor Surveys Pty Ltd			4,114.00
			Hampton Rd Between Wray Ave & South St	4,114.00	
EF156160	01/04/2026	McLeods Lawyers Pty Ltd			2,562.30



## Payment Register

Payment No	Payment Date	Payee	Invoice Description	Invoice Amount	Payment Amount
			Application for Titles-7 Quarry St Freo	648.30	
			Drafting of Bilateral Agreement with CoG	1,786.40	
			Lease extension-Meerilinga-85 Rennie Crs	127.60	
EF156459	15/04/2026	McLeods Lawyers Pty Ltd			3,371.54
			Legl-Community Lease Freo PCYC	173.80	
			Ranger Team - Dog Act prosecution/legal	3,197.74	
EF156731	23/04/2026	McLeods Lawyers Pty Ltd			5,227.75
			Application for Titles-7 Quarry St Freo	63.80	
			Lease agreement -Croatian Centre carpark	1,595.00	
			Lease-10 Captains Lane-Lukoby Pty Ltd	1,212.20	
			Legal-Lease Lesiure and Bean Cafe	893.20	
			Licence-North Fremantle Primary School	1,144.55	
			Licence-North Fremantle Primary School	319.00	
EF156894	30/04/2026	McLeods Lawyers Pty Ltd			8,595.34
			Lease extension-Meerilinga-85 Rennie Crs	957.00	
			Lease extension-Meerilinga-85 Rennie Crs	765.60	
			Lease extension-Meerilinga-85 Rennie Crs	1,276.00	
			Legal - lease extension Ocean Cycles	319.00	



## Payment Register

Payment No	Payment Date	Payee	Invoice Description	Invoice Amount	Payment Amount
			Legal costs -lease extension Orange Box	130.35	
			Licence - Freo Football Club-70 Parry St	701.80	
			Licence - Freo Football Club-70 Parry St	701.80	
			Parking Team Court proceedings/legal adv	2,398.05	
			Parking Team Court proceedings/legal adv	1,026.74	
			Shared Use Agree-Fremantle Park-CBC Coll	319.00	
EF156761	23/04/2026	Melanie Clark			3,248.34
			Meeting Allowance	3,248.34	
EF156586	23/04/2026	Melanie Sharpham t/as Eucalypt Homewa			242.40
			Found_March 2026 15749 Eucalypt Homewares	242.40	
EF156474	15/04/2026	Melissa Balfus			264.28
			Reimbursement of Public Liability	264.28	
EF156611	23/04/2026	Melissa Ellero			80.80
			Found_March 2026 18456	80.80	
EF156073	01/04/2026	Men Behaving Handy			1,310.70
			Bus Shelter Reactive Maintenance	402.68	
			Bus Shelter Reactive Maintenance	288.75	
			Bus Shelter Reactive Maintenance	288.75	



## Payment Register

Payment No	Payment Date	Payee	Invoice Description	Invoice Amount	Payment Amount
			Bus Shelter Reactive Maintenance	330.52	
EF156229	08/04/2026	Men Behaving Handy			2,551.97
			Bus Shelter Reactive Maintenance	247.50	
			Bus Shelter Reactive Maintenance	257.35	
			Bus Shelter Reactive Maintenance	281.05	
			Bus Shelter Reactive Maintenance	281.05	
			Bus Shelter Reactive Maintenance	247.50	
			Bus Shelter Reactive Maintenance	226.88	
			Bus Shelter Reactive Maintenance	247.50	
			Bus Shelter Reactive Maintenance	226.88	
			Bus Shelter Reactive Maintenance	268.13	
			Bus Shelter Reactive Maintenance	268.13	
EF156547	23/04/2026	Men Behaving Handy			247.50
			Bus Shelter Reactive Maintenance	247.50	
EF156818	30/04/2026	Men Behaving Handy			2,145.00
			Bus Shelter Reactive Maintenance	288.75	
			Bus Shelter Reactive Maintenance	247.50	
			Bus Shelter Reactive Maintenance	247.50	



## Payment Register

Payment No	Payment Date	Payee	Invoice Description	Invoice Amount	Payment Amount
			Bus Shelter Reactive Maintenance	288.75	
			Bus Shelter Reactive Maintenance	247.50	
			Bus Shelter Reactive Maintenance	288.75	
			Bus Shelter Reactive Maintenance	288.75	
			Bus Shelter Reactive Maintenance	247.50	
EF156291	08/04/2026	MicroWay			2,704.61
			Articulate Software Subscription Renewal	2,704.61	
EF156781	23/04/2026	Milestone Certifiers Pty Ltd			1,650.00
			Building Certifying Westgate Mall Reroof	1,650.00	
EF156628	23/04/2026	Mitchell Myra			85.85
			Found_March 2026 19324 Mitchell Myra	85.85	
EF156407	15/04/2026	MME Underground Services PL t/as Platin			1,501.50
			Service Locating	1,501.50	
EF156645	23/04/2026	MME Underground Services PL t/as Platin			1,188.00
			Service Locating	1,188.00	
EF156858	30/04/2026	MME Underground Services PL t/as Platin			1,188.00
			Locate Services- ATCO- Stevens/Edmund St	1,188.00	
EF156778	23/04/2026	Mobus Engineering Pty Ltd			3,879.00



## Payment Register

Payment No	Payment Date	Payee	Invoice Description	Invoice Amount	Payment Amount
			E-Bikes for FISAF 2026	3,879.00	
EF156203	08/04/2026	Modern Teaching Aids Pty Ltd			1,333.81
			general toy stock	259.77	
			general toy stock	1,074.04	
EF156322	15/04/2026	Modern Teaching Aids Pty Ltd			1,050.65
			general toy stock	847.20	
			general toy stock	203.45	
EF156138	01/04/2026	Mohammed-Saheed Ayomide Busari			1,400.00
			SM Artist Ayo Busari	1,400.00	
EF156168	01/04/2026	Mohawk Music Management Pty Ltd			1,650.00
			Music for High Street Activation FISAF	1,650.00	
EF156771	23/04/2026	Molivi Construction Pty Ltd			229,062.76
			Creative Hub Construction Works - FAC	229,062.76	
EF156590	23/04/2026	Monster Management Pty Ltd			2,750.00
			Boom! Bap! Pow - FISAF 2026	2,750.00	
EF156107	01/04/2026	Moore for More Pty Ltd			199.26
			Contribute toilet requisites Jul25-Jun26	199.26	
EF156686	23/04/2026	Moray & Agnew			629.20



## Payment Register

Payment No	Payment Date	Payee	Invoice Description	Invoice Amount	Payment Amount
			Mixed legal advice - Field Service Team	114.40	
			Mixed legal advice - Field Service Team	400.40	
			Mixed legal advice - Field Service Team	114.40	
EF156625	23/04/2026	Mulders Anna			145.95
			Found_March 2026 19268	145.95	
DD004264	31/03/2026	NAB - Bank Charges Only			1,520.40
			31.03.2026 NAB Bpay Charges Mar 2026 NAB -	1,520.40	
DD004265	31/03/2026	NAB - Bank Charges Only			3,149.34
			31.03.2026 NAB Merch Fee Mar 26 Merchant 0C	3,149.34	
DD004266	31/03/2026	NAB - Bank Charges Only			855.45
			31.03.2026 NAB Connctet Fee Feb 2026 NAB - (	855.45	
DD004280	20/04/2026	NAB - Bank Charges Only			255.67
			Monthly Charges - Mar'26 20.04.2026 NAB - Ch:	255.67	
DD004283	21/04/2026	NAB - Bank Charges Only			40.60
			NAB - Charges	40.60	
DD004287	28/04/2026	NAB - Bank Charges Only			30.00
			Bank Transfer Fee 28.04.2026 NAB - Charges	30.00	
EF156635	23/04/2026	Nagtzaam Mark			125.75



## Payment Register

Payment No	Payment Date	Payee	Invoice Description	Invoice Amount	Payment Amount
			Found_March 2026 19587	125.75	
EF156539	23/04/2026	Natural Area Holdings Pty Ltd			797.62
			South Beach Sand Trap Fencing Maint	797.62	
EF156384	15/04/2026	Natural Light Photography			12.06
			FVC Merchandise Sales - March 2026	12.06	
EF156835	30/04/2026	Natural Wings Aerial Dance - Dawn Elena			2,200.00
			Performances - Natural Wings. FISAF 2026	2,200.00	
EF156707	23/04/2026	Nature Based Play Pty Ltd			39,600.00
			Playground Renewal	39,600.00	
EF156371	15/04/2026	Nature Play Solutions			1,650.00
			Horrie Long Concept Design	825.00	
			Horrie Long Concept Design	825.00	
EF156597	23/04/2026	Nature Play Solutions			19,799.23
			Playground Renewal	19,799.23	
EF156101	01/04/2026	New Edition Bookshop			224.01
			Adult Books	224.01	
EF156379	15/04/2026	New Edition Bookshop			370.62
			Adult Books	370.62	



## Payment Register

Payment No	Payment Date	Payee	Invoice Description	Invoice Amount	Payment Amount
EF156664	23/04/2026	NEXTDC Limited			2,990.55
			NEXTDC Services	2,990.55	
EF156544	23/04/2026	Nicole Ann Kelly			191.90
			Found_March 2026 11398	191.90	
EF156559	23/04/2026	Norfolk Street Syndicate			6,894.79
			RCTI Carpark 56 - Standing Order 25/26	3,115.70	
			RCTI Carpark 56 - Standing Order 25/26	3,779.09	
EF156704	23/04/2026	NORRIS, NICOLE AMANDA			35.00
			Nikki Quartermaine - Lip balm	35.00	
EF156881	30/04/2026	NORRIS, NICOLE AMANDA			350.00
			Nikki Quatermaine - Bush Flower Essence	350.00	
EF156901	30/04/2026	North Freo Bowlo			550.00
			Sporting Club Sponsorship -Nth Freo Bowl	550.00	
EF156064	01/04/2026	Northlake Electrical Pty Ltd			37,736.05
			Bore cabinet & controllers- Samson Park	35,695.69	
			Irrigation Electrical Services	267.72	
			Irrigation Electrical Services	281.07	
			Lighting Maintenance - Rec Reserves	200.83	



## Payment Register

Payment No	Payment Date	Payee	Invoice Description	Invoice Amount	Payment Amount
			Lighting Maintenance - Rec Reserves	1,290.74	
EF156219	08/04/2026	Northlake Electrical Pty Ltd			1,690.47
			Irrigation Electrical Services	362.65	
			Reactive Streetlight Maintenance	1,327.82	
EF156340	15/04/2026	Northlake Electrical Pty Ltd			24,394.49
			Irrigation Electrical Services	308.04	
			Irrigation Electrical Services	353.18	
			Irrigation Electrical Services	1,142.57	
			Irrigation Electrical Services	2,895.20	
			Irrigation Electrical Services	291.58	
			Lighting Maintenance - Rec Reserves	4,176.23	
			Lighting Maintenance - Rec Reserves	1,234.83	
			Reactive Streetlight Maintenance	107.09	
			Reactive Streetlight Maintenance	1,415.48	
			Reactive Streetlight Maintenance	5,028.79	
			Reactive Streetlight Maintenance	7,441.50	
EF156531	23/04/2026	Northlake Electrical Pty Ltd			1,426.73
			Lighting Maintenance - Rec Reserves	776.34	



## Payment Register

Payment No	Payment Date	Payee	Invoice Description	Invoice Amount	Payment Amount
			Lighting Maintenance - Rec Reserves	650.39	
EF156809	30/04/2026	Northlake Electrical Pty Ltd			28,888.70
			Irrigation Electrical Services	1,551.83	
			Lighting Maintenance - Rec Reserves	1,814.77	
			Pump replacement - Pioneer Park	22,879.38	
			Reactive Streetlight Maintenance	493.88	
			Reactive Streetlight Maintenance	667.76	
			Reactive Streetlight Maintenance	393.97	
			Test & Tag Service for FISAF 2026	1,087.11	
DD004278	10/04/2026	Nuvei Australia Merchant Services Pty Ltd			500.00
			10.04.2026 FEE MAR26 50007965	500.00	
EF156109	01/04/2026	OccuMed Consulting Pty Ltd			1,617.00
			Fitness For Duties Medical Assessment	1,617.00	
EF156396	15/04/2026	OccuMed Consulting Pty Ltd			1,819.13
			Fitness For Duties Medical Assessment	1,819.13	
EF156630	23/04/2026	OccuMed Consulting Pty Ltd			510.40
			Pre-Employment Medicals	510.40	
EF156421	15/04/2026	OCTAGON LIFTS PTY LTD			3,735.60



## Payment Register

Payment No	Payment Date	Payee	Invoice Description	Invoice Amount	Payment Amount
			Quarterly Lift Service - 70 Parry St	3,735.60	
EF156110	01/04/2026	Officer Woods Architects Pty Ltd			7,480.00
			Architectural Brief- Redevelop Op Centre	6,655.00	
			DAC Member 2025-2026 -	825.00	
EF156404	15/04/2026	Officeworks Ltd			12.00
			Term 4 Supplies	12.00	
EF156382	15/04/2026	Oil and Energy			828.06
			Supply of Oils and Coolants	828.06	
EF156840	30/04/2026	Oil and Energy			772.07
			Supply of Oils and Coolants	772.07	
EF156285	08/04/2026	Oldbridge North Fremantle			29,260.42
			WFAC Bat Stock 1-36199	12,535.80	
			WFAC Bat Stock 1-36199	14,884.12	
			WFAC Ryder 1-35348	239.00	
			WFAC Ryder 1-35348	872.50	
			WFAC Ryder 1-35348	729.00	
EF156155	01/04/2026	Omnicom Media Group Australia Pty Ltd			512.52
			12 July		1,318.90



## Payment Register

Payment No	Payment Date	Payee	Invoice Description	Invoice Amount	Payment Amount
			Advert -Fees & Charges Croation carpark	442.39	
			Credit for Tender advertising FCC687/25	-596.13	
			Credit for Tender advertising FCC687/25	-586.92	
			Credit for Tender advertising FCC687/25	-565.10	
			Tender Advertisement FY25/26 The West	499.38	
EF156724	23/04/2026	Omnicom Media Group Australia Pty Ltd			14,798.51
			Advert - 42-46 Henry St, Fremantle	481.79	
			Advert - 42-46 Henry St, Fremantle	321.22	
			Advert WA & Freo Herald-41 High St, Frem	472.99	
			Advert WA & Freo Herald-41 High St, Frem	321.22	
			Advert WA & Freo Herald-41 High St, Frem	472.99	
			Advert WA & Freo Herald-41 High St, Frem	321.22	
			Advert WA & Freo Herald-41 High St, Frem	464.19	
			Credit for Tender advertising FCC687/25	-561.62	
			FISAF Advertising	8,655.16	
			FISAF Newspaper ads	4,287.80	
			Strategic Planning Team public advertisi	402.00	
			Tender Advertisement FY25/26 The West	490.59	



## Payment Register

Payment No	Payment Date	Payee	Invoice Description	Invoice Amount	Payment Amount
			WFAC Campaign Outdoor + Meta	-1,331.04	
EF156620	23/04/2026	One-Multi Pty Ltd			396.00
			Waste removal Booyeembara Park toilet	396.00	
EF156563	23/04/2026	Owners of Strata Plan 21705			5,425.35
			RCTI Carpark 43 - Standing Order 25/26	5,425.35	
EF156402	15/04/2026	Oxlade Bros Pty Ltd			1,512.82
			Term 3 Print Materials	1,512.82	
EF156854	30/04/2026	Oxlade Bros Pty Ltd			383.72
			60 x Folding Fans (plus postage) for PP	268.52	
			60 x Folding Fans (plus postage) for PP	115.20	
EF156413	15/04/2026	OZTROLOGY			135.54
			FVC Merchandise Sales - March 2026	135.54	
EF156255	08/04/2026	Paper Bird Children's Books & Arts			355.29
			Purchase of Junior Stock	355.29	
EF156614	23/04/2026	Paper Bird Children's Books & Arts			679.11
			Junior Stock	350.82	
			WACC Book Order - Paper Bird	328.29	
EF156066	01/04/2026	Paramount Security Services			19,089.28



## Payment Register

Payment No	Payment Date	Payee	Invoice Description	Invoice Amount	Payment Amount
			Security @ various FAC events	18,036.70	
			Security @ various FAC events	1,052.58	
EF156344	15/04/2026	Paramount Security Services			24,106.19
			Security @ various FAC events	688.60	
			Security @ various FAC events	19,465.33	
			Security @ various FAC events	3,952.26	
EF156535	23/04/2026	Paramount Security Services			6,482.49
			Security @ various FAC events	262.33	
			Security @ various FAC events	4,613.40	
			Security @ various FAC events	1,606.76	
EF156811	30/04/2026	Paramount Security Services			40,165.95
			FISAF SECURITY	40,165.95	
EF156120	01/04/2026	Parker Black & Forrest			170.50
			P1 Lock repair - Wear 2 (tenancy)	170.50	
EF156410	15/04/2026	Parker Black & Forrest			262.35
			Door Lock & Padlock - Bruce Lee C/Rooms	262.35	
EF156650	23/04/2026	Parker Black & Forrest			393.80
			5 x Keys - Level 3 Tenancy	181.50	



## Payment Register

Payment No	Payment Date	Payee	Invoice Description	Invoice Amount	Payment Amount
			MK1 & Contractor Keys - WCC	212.30	
EF156784	23/04/2026	Parking Australia Ltd			1,815.00
			Membership Renewal 25/26	1,815.00	
EF156159	01/04/2026	Patricia L Owen			800.00
			Coordinate and co-facilitate Project	800.00	
EF156458	15/04/2026	Patricia L Owen			800.00
			Coordinate and co-facilitate Project	800.00	
EF156893	30/04/2026	Patricia L Owen			800.00
			Facilitator fees + catering	800.00	
DD004274	10/04/2026	Payrix Australia Pty Ltd (Direct Debit)			1,497.70
			10.04.2026 Payrix fee April 2026 Payrix Australi	1,497.70	
DD004279	17/04/2026	Payrix Australia Pty Ltd (Direct Debit)			78.15
			17.04.2026 Payrix fee May 26 Payrix Australi	78.15	
DD004285	24/04/2026	Payrix Australia Pty Ltd (Direct Debit)			2,289.04
			Payrix Australi	2,289.04	
EF156553	23/04/2026	Pegasus Jewellery Designs			427.74
			Found_March 2026 12050 Pegasus Jwllry	427.74	
EF156252	08/04/2026	Penguin Random House Australia Pty Ltd			164.94



## Payment Register

Payment No	Payment Date	Payee	Invoice Description	Invoice Amount	Payment Amount
			Penguin Random House Book Distributor	21.00	
			Penguin Random House Book Distributor	143.94	
EF156841	30/04/2026	Penguin Random House Australia Pty Ltd			568.41
			Penguin Random House Book Distributor	568.41	
EF156867	30/04/2026	People on Bicycles Pty Ltd			36.00
			AIR Bike fix	36.00	
EF156708	23/04/2026	PEP Transport			193.58
			Courier Services for Book Clubs	193.58	
EF156294	08/04/2026	Perfect Gym Solutions Pty Ltd			3,151.65
			Monthly Licence fees as per FCC641.23	3,090.71	
			Sms credits 2025-26	60.94	
EF156113	01/04/2026	Perpetual CT Capital Pty Ltd			495.00
			Treasury Direct monthly service 25/26	495.00	
EF156397	15/04/2026	Perpetual CT Capital Pty Ltd			495.00
			Treasury Direct monthly service 25/26	495.00	
EF156180	01/04/2026	Perth Containers Pty Ltd			2,640.00
			Storage Container	2,640.00	
EF156911	30/04/2026	Perth Mattress & Furniture Recycling Com			5,236.00



## Payment Register

Payment No	Payment Date	Payee	Invoice Description	Invoice Amount	Payment Amount
			Collect & Process Mattresses - FRC	1,533.40	
			Collect & Process Mattresses - FRC	2,244.00	
			Illegal Dumped Mattresses - Depot	224.40	
			Illegal Dumped Mattresses - Depot	1,234.20	
EF156068	01/04/2026	Perth Recruitment Services			5,614.86
			Parks Casual Labour Hire for 2025-2026	5,614.86	
EF156222	08/04/2026	Perth Recruitment Services			2,357.65
			Sweeping & Cleansing - Labour	2,357.65	
EF156345	15/04/2026	Perth Recruitment Services			2,357.65
			Sweeping & Cleansing - Labour	2,357.65	
EF156538	23/04/2026	Perth Recruitment Services			64,892.92
			Casual Labour Hire for Parks & Landscape	6,355.00	
			Parks Casual Labour Hire for 2025-2026	8,780.38	
			Recruitment Hire - Drainage Crew	2,341.44	
			Sweeping & Cleansing - Labour	6,382.83	
			Sweeping & Cleansing - Labour	11,660.26	
			Sweeping & Cleansing - Labour	2,786.15	
			Sweeping & Cleansing - Labour	7,574.91	



## Payment Register

Payment No	Payment Date	Payee	Invoice Description	Invoice Amount	Payment Amount
			Sweeping & Cleansing - Labour	4,527.51	
			Sweeping & Cleansing - Labour	3,882.18	
			Sweeping & Cleansing - Labour	8,479.16	
			Sweeping & Cleansing - Labour	2,123.10	
EF156812	30/04/2026	Perth Recruitment Services			30,914.87
			Adhoc Labour Hire for CFC for FY 25/26	491.22	
			Casual Labour Hire for Parks & Landscape	8,979.93	
			Labour Hire for Containers for Change	491.22	
			Parks Casual Labour Hire for 2025-2026	9,937.69	
			Parks Casual Labour Hire for 2025-2026	11,014.81	
EF156463	15/04/2026	Peter A Murphy			130.65
			Monthly FVC Merchandise Sales March 2026	130.65	
EF156151	01/04/2026	Pharmacycle Pty Ltd			1,100.00
			Collection/Recycling Blister Packs - FRC	1,100.00	
EF156807	30/04/2026	Phillippa Gordon			206.04
			Found_March 2026 10567	206.04	
EF156760	23/04/2026	Phillipa (Pip) Slaughter			3,248.34
			Meeting Allowance	3,248.34	



## Payment Register

Payment No	Payment Date	Payee	Invoice Description	Invoice Amount	Payment Amount
EF156337	15/04/2026	Pia Chomley			239.89
			Paint for feature wall	99.90	
			Reimbursement for Pia Chomley	139.99	
EF156292	08/04/2026	Pinnacle People			2,133.35
			Labour Hire for 20/10/25 - 18/11/25	2,133.35	
EF156441	15/04/2026	Pinnacle People			2,580.83
			Labour Hire for 20/10/25 - 18/11/25	2,580.83	
EF156706	23/04/2026	Pinnacle People			1,787.81
			Labour Hire for 20/10/25 - 18/11/25	1,787.81	
EF156883	30/04/2026	Pinnacle People			1,717.97
			Labour Hire for 20/10/25 - 18/11/25	1,717.97	
EF156055	01/04/2026	Pirtek (Fremantle) Pty Ltd			566.22
			Hyd fittings	172.84	
			Hyd fittings	393.38	
EF156210	08/04/2026	Pirtek (Fremantle) Pty Ltd			372.87
			Hyd fittings	372.87	
EF156803	30/04/2026	Pirtek (Fremantle) Pty Ltd			126.32
			Hyd fittings	59.80	



## Payment Register

Payment No	Payment Date	Payee	Invoice Description	Invoice Amount	Payment Amount
			Hyd fittings	66.52	
EF156483	15/04/2026	Pixel and Paper Loft - Jake Williams			14.07
			Monthly FVC Merchandise Sales March 2026	14.07	
EF156756	23/04/2026	Pixel and Paper Loft - Jake Williams			70.70
			Found_March 2026 23724 Pixel and Paper Loft	70.70	
EF156600	23/04/2026	Planning Institute of Australia			2,280.00
			Training Course - Planning for EM's	2,280.00	
EF156722	23/04/2026	Plastic Free Foundation			3,850.00
			Plastic Free July '26 Council Membership	3,850.00	
EF156289	08/04/2026	Point Street Partners Pty Ltd			9,208.85
			RCTI Carpark 6A -Standing Order 25/26	9,208.85	
EF156700	23/04/2026	Point Street Partners Pty Ltd			8,938.11
			RCTI Carpark 6A -Standing Order 25/26	8,938.11	
EF156328	15/04/2026	Potters Market The			3,327.14
			Term 3 Ceramic Supplies	3,327.14	
EF156072	01/04/2026	Precise Motion Products			176.78
			Seals and Bearings	176.78	
EF156136	01/04/2026	PREFET PTY LTD T/A MINUTEMAN PRE			612.26



## Payment Register

Payment No	Payment Date	Payee	Invoice Description	Invoice Amount	Payment Amount
			WFAC Branded CCB Sleeves	612.26	
EF156671	23/04/2026	PRINT LOGIC (WA) PTY LTD			690.80
			FISAF WCC banner	528.00	
			Outdoor Event Policy Flyers	162.80	
EF156866	30/04/2026	PRINT LOGIC (WA) PTY LTD			767.80
			Program printing Anzac Day	767.80	
EF156433	15/04/2026	Prue Johnson			407.56
			Monthly FVC Merchandise Sales March 2026	407.56	
EF156533	23/04/2026	Public Transport Authority of WA			9,469.94
			6 x Bus Shelters Upgrade Program 24-25	9,469.94	
EF156454	15/04/2026	Rachel Cleybergh t/as Adrem Design			46.80
			Monthly FVC Merchandise Sales March 2026	46.80	
EF156242	08/04/2026	Radonich Contracting Pty Ltd			15,188.76
			AD-Hoc Passive Reserves	2,323.86	
			Loading/transport of Tailing- Eng Team	3,775.00	
			Maintenance of Beach Accessways	1,399.53	
			Maintenance of Beach Accessways	3,163.66	
			Maintenance of Beach Accessways	1,581.83	



## Payment Register

Payment No	Payment Date	Payee	Invoice Description	Invoice Amount	Payment Amount
			Wet & Dry Machinery Hire - Road Maint.	1,391.28	
			Wet & Dry Machinery Hire - Road Maint.	1,553.60	
EF156368	15/04/2026	Radonich Contracting Pty Ltd			21,224.93
			Maintenance of Beach Accessways	1,581.83	
			Maintenance of Beach Accessways	1,764.11	
			Remove waist material from sumps	12,320.79	
			Sump Clean Material Disposal	4,470.32	
			Wet & Dry Hire - Sporting Infrastructure	1,087.88	
EF156587	23/04/2026	Radonich Contracting Pty Ltd			2,981.36
			Maintenance of Beach Accessways	1,399.53	
			Maintenance of Beach Accessways	1,581.83	
EF156834	30/04/2026	Radonich Contracting Pty Ltd			21,837.33
			Bus Shelter Removal Works	1,705.31	
			Drainage Work - Port Beach	1,662.87	
			Maintenance of Beach Accessways	1,581.83	
			Maintenance of Beach Accessways	1,581.83	
			Maintenance of Beach Accessways	3,163.66	
			Maintenance of Beach Accessways	1,581.83	



## Payment Register

Payment No	Payment Date	Payee	Invoice Description	Invoice Amount	Payment Amount
			Wet & Dry Hire - Sporting Infrastructure	10,560.00	
EF156765	23/04/2026	RE.CYCLE (CANNING VALE) PTY LTD			66,539.33
			Gate fee processing costs - Recycling	104,960.67	
			Gate fee processing costs - Recycling	66,539.33	
			Gate fee processing costs - Recycling	-104,960.67	
EF156399	15/04/2026	Read Genine Margaret			41.34
			Monthly FVC Merchandise Sales March 2026	41.34	
EF156606	23/04/2026	Redfish Technologies			20,071.83
			AV Supply & Install- History Centre, WCC	20,071.83	
EF156444	15/04/2026	Reidy, Fiona t/a Djinda Kaal Dreaming			7.80
			Monthly FVC Merchandise Sales March 2026	7.80	
EF156670	23/04/2026	Remondis Go Organics Pty Ltd			1,551.80
			4 x pallets FOGO derived compost - FRC	812.60	
			FOGO derived compost	739.20	
EF156733	23/04/2026	Renaey Hayward			190.00
			Storytime at Library	190.00	
EF156729	23/04/2026	Renate Patricia Masetti			143.93
			Found_March 2026 23075 Renate Masetti	143.93	



## Payment Register

Payment No	Payment Date	Payee	Invoice Description	Invoice Amount	Payment Amount
EF156557	23/04/2026	Rendtorff Christian			610.04
			Found_March 2026 12383 Rendtorff C	610.04	
EF156053	01/04/2026	REPCO - GPC Asia Pacific Pty Ltd			692.45
			Parts and Accessories	-13.48	
			Parts and Accessories	52.25	
			Parts and Accessories	13.48	
			Parts and Accessories	640.20	
EF156323	15/04/2026	REPCO - GPC Asia Pacific Pty Ltd			341.13
			Parts and Accessories	169.40	
			Parts and Accessories	60.52	
			Parts and Accessories	111.21	
EF156515	23/04/2026	REPCO - GPC Asia Pacific Pty Ltd			366.33
			Parts and Accessories	193.80	
			Parts and Accessories	172.53	
EF156799	30/04/2026	REPCO - GPC Asia Pacific Pty Ltd			360.47
			Parts and Accessories	77.22	
			Parts and Accessories	189.75	
			Parts and Accessories	93.50	



## Payment Register

Payment No	Payment Date	Payee	Invoice Description	Invoice Amount	Payment Amount
EF156366	15/04/2026	Ricoh Australia Pty Ltd			11,878.55
			Service Finance Rental	11,878.55	
EF156156	01/04/2026	Road and Access Consulting			3,168.00
			Rule St Tunnel - Consulting Services	3,168.00	
EF156726	23/04/2026	Road and Access Consulting			30,492.00
			Johannah Street.	30,492.00	
EF156709	23/04/2026	Roasting Warehouse South Fremantle			225.00
			Directorate Meeting/Morning Tea	225.00	
EF156576	23/04/2026	Robin Wells			127.77
			Found_March 2026 14118 Wells Robin	127.77	
EF156119	01/04/2026	Rockingham Glass			245.85
			Replace smashed window - 2 Phillimore St	245.85	
EF156408	15/04/2026	Rockingham Glass			429.00
			Window Repair: Turnstile Building	429.00	
EF156488	15/04/2026	Rococo Pop Pty Ltd			6,996.81
			Pasar Malam - touring fee	4,500.00	
			Pasar Malam Artist Fees - Public Program	1,596.81	
			Pasar Malam artist per diems	900.00	



## Payment Register

Payment No	Payment Date	Payee	Invoice Description	Invoice Amount	Payment Amount
EF156226	08/04/2026	Rosmech Sales & Service Pty Ltd			518.30
			Supply Parts as Required for CoF	-31,093.21	
			Supply Parts as Required for CoF	518.30	
			Supply Parts as Required for CoF	31,093.21	
EF156543	23/04/2026	Rosmech Sales & Service Pty Ltd			32,754.18
			New sweeper engine - Cummins QSB3.3	31,093.21	
			Supply Parts as Required for CoF	782.77	
			Supply Parts as Required for CoF	338.18	
			Supply Parts as Required for CoF	540.02	
EF156589	23/04/2026	ROSS THOMPSON			250.00
			FISAF_ Silent Disco Battery hire	250.00	
EF156479	15/04/2026	Rothwell Publishing - JO MICHELLE ROT			264.00
			Merchandise Visitor Centre	264.00	
EF156208	08/04/2026	Royal Life Saving Society			2,314.95
			After hours Call Centre 2025/2026	2,314.95	
EF156465	15/04/2026	Ruby Distributor t/as Flex Equipment Fitne			2,148.00
			ski erg	2,148.00	
EF156467	15/04/2026	Ruth Marshall t/as Indigo Dreaming Desig			97.15



**Payment Register**

Payment No	Payment Date	Payee	Invoice Description	Invoice Amount	Payment Amount
			Monthly FVC Merchandise Sales March 2026	97.15	
EF156431	15/04/2026	SABINE JULIA FIGARO T/A HAPPY LAZI			33.50
			Monthly FVC Merchandise Sales March 2026	33.50	
EF156266	08/04/2026	Saferight Pty Ltd			2,580.00
			5 x Excavator Training- Engineering Team	1,935.00	
			F/E Loader Training- Wolfe Campbell- FRC	645.00	
EF156566	23/04/2026	Sarah Newman t/as Saritah Music			2,400.00
			Performance-Saritah. FISAF 2026	2,400.00	
EF156212	08/04/2026	Satellite Security Services			449.90
			Alarm fault - Recycling Shed, Depot	165.00	
			Repair cabling to siren box - Depot	284.90	
EF156522	23/04/2026	Satellite Security Services			132.00
			Satellite Security Monitoring Fees	132.00	
EF156805	30/04/2026	Satellite Security Services			1,180.91
			Fix damaged sensor	137.50	
			PM security mon - 10 Shuffrey Street	1,043.41	
EF156383	15/04/2026	Savana Environmental Australia Pty Ltd			742.50
			Asbestos Inspect/Remove - High/Parry St	742.50	



## Payment Register

Payment No	Payment Date	Payee	Invoice Description	Invoice Amount	Payment Amount
EF156387	15/04/2026	Scarlett Stevens			500.00
			Fee - DJ performance	500.00	
EF156246	08/04/2026	Schindler Lifts Australia Pty Ltd			631.40
			Lift Maintenance 2025-2026 - WCC	631.40	
EF156705	23/04/2026	Schultz, Tyearra			300.00
			Face Painter for Buster Easter Session.	300.00	
EF156088	01/04/2026	Scott Printers Pty Ltd			389.40
			WFAC Monthly	389.40	
EF156362	15/04/2026	Scott Printers Pty Ltd			2,706.00
			FRE-OH! Autumn 26 magazine printing	74.80	
			WACC branding promotional material	2,631.20	
EF156442	15/04/2026	Seashore Engineering Pty Ltd			968.00
			Revised costing - Northbank Foreshore	968.00	
EF156253	08/04/2026	Senversa Pty Ltd			4,400.00
			Site Audit - 81 Knutsford St	4,400.00	
EF156424	15/04/2026	Shack Properties Pty Ltd			346.66
			RCTI Carpark 63 - Standing Order 25/26	346.66	
EF156677	23/04/2026	Shack Properties Pty Ltd			356.69



## Payment Register

Payment No	Payment Date	Payee	Invoice Description	Invoice Amount	Payment Amount
			RCTI Carpark 63 - Standing Order 25/26	356.69	
EF156324	15/04/2026	Shacks Fremantle			571.03
			Holden Colorado Parts as required	160.19	
			Holden Colorado Parts as required	410.84	
EF156214	08/04/2026	Shane McMaster Surveys			4,950.00
			Feature Survey for 10 projects	2,200.00	
			Feature Survey for 10 projects	2,750.00	
EF156524	23/04/2026	Shane McMaster Surveys			5,500.00
			Feature Survey for 10 projects	550.00	
			Feature Survey for 10 projects	2,750.00	
			Surveying - Douro Road	2,200.00	
EF156076	01/04/2026	Sharon Calgaret			480.00
			Sharon Calgaret Consultancy - Boo Park	480.00	
EF156723	23/04/2026	Shawmac Traffic & Safety Pty Ltd			5,588.00
			Design Road Safety Audit	3,168.00	
			Road Safety Audit - High St/Amherst St	2,420.00	
EF156692	23/04/2026	Shipping Containers Leasing Pty Ltd			99.00
			20-foot Container Hire- 2025-2026	99.00	



## Payment Register

Payment No	Payment Date	Payee	Invoice Description	Invoice Amount	Payment Amount
EF156059	01/04/2026	Signman			720.16
			Lane signage	720.16	
EF156240	08/04/2026	Simply Headsets Pty Ltd			1,125.00
			Jabra Evolve 30 II MS Stereo Headsets	1,125.00	
EF156283	08/04/2026	Snagfu T/As DCE Electrical & Leopard Co			4,617.80
			BMS monthly maintenance - February 2026	2,308.90	
			WCC BMS monthly maintenance - March 2026	2,308.90	
EF156691	23/04/2026	Snagfu T/As DCE Electrical & Leopard Co			654.50
			LG AHU fault investigation - WCC	654.50	
EF156267	08/04/2026	Solar Bike Pty Ltd			135.00
			Bike Repairs	85.00	
			Bike Repairs	50.00	
EF156853	30/04/2026	Solar Bike Pty Ltd			50.00
			Bike Repairs	50.00	
EF156743	23/04/2026	Sophia Moore			141.40
			Found_March 2026 23437	141.40	
EF156735	23/04/2026	Sound and Mixing - NE and S Harris			380.00
			FAC Yeah July 2025	380.00	



## Payment Register

Payment No	Payment Date	Payee	Invoice Description	Invoice Amount	Payment Amount
EF156579	23/04/2026	Soundtown			78,354.63
			Creative Hub AV Works - FAC	22,083.77	
			Creative Hub AV Works - FAC	56,270.86	
EF156440	15/04/2026	South Beach Boardies			46.90
			Monthly FVC Merchandise Sales March 2026	46.90	
EF156820	30/04/2026	South Beach Eco Trust			16.75
			Monthly FVC Merchandise Sales March 2026	16.75	
EF156083	01/04/2026	South East Regional Centre for Urban Lar			6,837.60
			SERCUL - Ad-Hoc Weed Control Fremantle	6,837.60	
EF156358	15/04/2026	South East Regional Centre for Urban Lar			1,584.00
			Samson Tree Festival - stall	1,584.00	
EF156564	23/04/2026	South East Regional Centre for Urban Lar			3,300.00
			Revegetation Watering- Samson Park	1,320.00	
			SERCUL - Ad-Hoc Weed Control Fremantle	1,980.00	
EF156205	08/04/2026	South Fremantle Football Club			21,803.82
			RCTI Carpark 10 -Standing Order 25/26	21,803.82	
EF156326	15/04/2026	South Fremantle Football Club			46.80
			FVC Merchandise Sales March 2026	46.80	



**Payment Register**

Payment No	Payment Date	Payee	Invoice Description	Invoice Amount	Payment Amount
EF156518	23/04/2026	South Fremantle Football Club			23,799.45
			RCTI Carpark 10 -Standing Order 25/26	23,799.45	
EF156290	08/04/2026	Split Horizon Pty Ltd			7,718.30
			Blanket Order - Teams Phone and Webex	7,718.30	
EF156439	15/04/2026	Split Horizon Pty Ltd			7,718.30
			Blanket Order - Teams Phone and Webex	7,718.30	
EF156703	23/04/2026	Split Horizon Pty Ltd			3,794.60
			Blanket Order - Teams Phone and Webex	3,794.60	
EF156060	01/04/2026	St John Ambulance Western Australia Ltd			711.57
			First Aid and AED Servicing	406.00	
			First Aid and AED Servicing	305.57	
EF156216	08/04/2026	St John Ambulance Western Australia Ltd			240.00
			First Aid and AED Servicing	185.00	
			First Aid and AED Servicing	55.00	
EF156336	15/04/2026	St John Ambulance Western Australia Ltd			997.15
			First Aid and AED Servicing	50.00	
			First Aid and AED Servicing	947.15	
EF156528	23/04/2026	St John Ambulance Western Australia Ltd			577.05



## Payment Register

Payment No	Payment Date	Payee	Invoice Description	Invoice Amount	Payment Amount
			First Aid and AED Servicing	577.05	
EF156063	01/04/2026	St Patricks Comm Support Centre			4,586.34
			Library Connect Contribution for 2025/26	4,586.34	
EF156530	23/04/2026	St Patricks Comm Support Centre			4,583.34
			Library Connect Contribution for 2025/26	4,583.34	
EF156852	30/04/2026	Standing Fork			2,640.00
			IEM Dinner Catering 30/3 & 7/4/26 - WCC	1,540.00	
			OCM Dinner Catering - 8/4/26	1,100.00	
EF156685	23/04/2026	Stantec Australia Pty Ltd			827.75
			Audio Visual Services - Arts Centre.	827.75	
EF156165	01/04/2026	Start Digital Pty Ltd			726.00
			10NIP Website updates	726.00	
EF156469	15/04/2026	Start Digital Pty Ltd			4,400.00
			WFAC Website Management	4,400.00	
EF156069	01/04/2026	Statewide Cleaning Supplies Pty Ltd			6,062.48
			Cleaning Supplies - CUAOFP2023 10/3/2026	2,681.17	
			Cleaning Supplies - CUAOFP2023 24/2/2026	2,308.31	
			Cleaning Supplies - CUAOFP2023 3/3/2026	1,073.00	



## Payment Register

Payment No	Payment Date	Payee	Invoice Description	Invoice Amount	Payment Amount
EF156225	08/04/2026	Statewide Cleaning Supplies Pty Ltd			7,462.33
			Cleaning Supplies - CUAOFP2023 17/03/26	7,462.33	
EF156541	23/04/2026	Statewide Cleaning Supplies Pty Ltd			9,159.47
			Cleaning Supplies - CUAOFP2023 26/3/2026	2,829.19	
			Cleaning Supplies - CUAOFP2023 30/3/2026	4,179.49	
			Cleaning Supplies - CUAOFP2023 31/3/26	2,150.79	
EF156082	01/04/2026	Statewide Staging Systems			49,498.90
			Front Garden Stage Hire	27,498.90	
			Spacey Jane South Lawn Stage	22,000.00	
EF156233	08/04/2026	Statewide Staging Systems			22,000.00
			Spacey Jane South Lawn Stage	22,000.00	
EF156825	30/04/2026	Statewide Staging Systems			20,680.00
			FISAF stages	20,680.00	
EF156257	08/04/2026	Statewide Turf Services			40,590.00
			Seasonal renovations to playing oval	40,590.00	
EF156447	15/04/2026	STEFANIA RAVELLI			3,600.00
			Italian Elementary 1 8-week course	1,800.00	
			Spanish Level 1 8-week course	1,800.00	



## Payment Register

Payment No	Payment Date	Payee	Invoice Description	Invoice Amount	Payment Amount
EF156565	23/04/2026	Sullivan Andrew			3,248.34
			Meeting Allowance	3,248.34	
218065	02/04/2026	Ebonee Turner			40.00
			LibraryMem BO26/0009	40.00	
218066	02/04/2026	Alexander Olver			487.05
			EXEMPT (EXEMPT)	487.05	
218067	02/04/2026	Ann Reeves			25.00
			EXEMPT	25.00	
EF156187	01/04/2026	Fremantle Plumbing Service Pty Ltd			3,191.00
			CBA	3,191.00	
EF156188	01/04/2026	COLD NIPS LTD			500.00
			ANZ	500.00	
EF156189	01/04/2026	Kadampa Meditation Centre Perth			1,700.00
			WBC	1,700.00	
EF156190	01/04/2026	BallPoint Construction Group No 1 Pty Lt			61.65
			ANZ	61.65	
EF156191	01/04/2026	Mr Michael Goncalves			340.93
			CBA	340.93	



## Payment Register

Payment No	Payment Date	Payee	Invoice Description	Invoice Amount	Payment Amount
EF156192	01/04/2026	Dethridge Groves			811.00
			MBL	811.00	
EF156313	08/04/2026	Morgana Medical Group Pty Ltd			292.25
			NAB	292.25	
EF156496	15/04/2026	ADRIAN WELKE			2,105.00
			ANZ	2,105.00	
EF156497	15/04/2026	Assemble WA Pty Ltd			3,115.00
			WBC	3,115.00	
EF156498	15/04/2026	Lodge & Co Builders DKL Lodge			548.40
			NAB	548.40	
EF156499	15/04/2026	Surf Life Saving Western Australia Inc.			500.00
			WBC	500.00	
EF156500	15/04/2026	simon smythe			171.65
			WBC	171.65	
EF156785	23/04/2026	POTTERS HOUSE MELVILLE			500.00
			WBC	500.00	
EF156786	23/04/2026	Colby Elliott			612.00
			BWA	612.00	



## Payment Register

Payment No	Payment Date	Payee	Invoice Description	Invoice Amount	Payment Amount
EF156787	23/04/2026	Kelsie Johnston			500.00
			ANZ	500.00	
EF156788	23/04/2026	Fremantle Football Club Ltd			4,000.00
			CBA	4,000.00	
EF156789	23/04/2026	Patricia Chivilo			295.00
			BQL	295.00	
EF156790	23/04/2026	Kylie Wheatley			500.00
			ANZ	500.00	
EF156917	30/04/2026	UnionsWA Incorporated			1,000.00
			CBA	1,000.00	
EF156918	30/04/2026	H&C Urban Wine Co Pty Ltd			2,505.00
			WBC	2,505.00	
EF156054	01/04/2026	Sunny Industrial Brushware Pty Ltd			2,255.00
			Supply Brooms and Brushes for Sweepers	2,255.00	
EF156802	30/04/2026	Sunny Industrial Brushware Pty Ltd			896.50
			Supply Brooms and Brushes for Sweepers	896.50	
EF156094	01/04/2026	Superior Pak Pty Ltd			1,659.14
			Supply parts and service as requested	1,659.14	



## Payment Register

Payment No	Payment Date	Payee	Invoice Description	Invoice Amount	Payment Amount
EF156244	08/04/2026	Superior Pak Pty Ltd			1,399.93
			Supply parts and service as requested	1,399.93	
EF156373	15/04/2026	Surun Service			796.40
			Test & Tag Portable Equipment - Depot	796.40	
EF156836	30/04/2026	Surun Service			1,593.02
			3x failed lights - Point St Car Park	254.10	
			COF Depot - Power Outage CFC - P1	771.55	
			Missing exhaust fan cover - FAC	306.77	
			Sensor and Fan - Sullivan Hall Toilets	260.60	
EF156145	01/04/2026	Swan Group WA Pty Ltd			12,365.58
			FCC688/25 WCC 3rd floor fit out	12,365.58	
EF156235	08/04/2026	Sweet Mate Promotions			2,950.00
			New Bank Number - ABN is the same	2,950.00	
EF156578	23/04/2026	Sweet Mate Promotions			2,950.00
			Incorrect Bank A/C Details	2,950.00	
EF156148	01/04/2026	Symbio Enterprise			4,005.83
			Cloud Connect for Microsoft Teams	4,005.83	
EF156713	23/04/2026	Symbio Enterprise			4,009.08



## Payment Register

Payment No	Payment Date	Payee	Invoice Description	Invoice Amount	Payment Amount
			Cloud Connect for Microsoft Teams	4,009.08	
EF156529	23/04/2026	Tactile Indicators Perth Pty Ltd			1,224.00
			Tactile works - East Frem Primary School	1,224.00	
EF156808	30/04/2026	Tactile Indicators Perth Pty Ltd			2,058.00
			Tactiles Installation Kerb Ramps	2,058.00	
EF156782	23/04/2026	Tamara Watters			300.00
			Sport Travel Grant -	300.00	
EF156744	23/04/2026	Tamina Minutillo			661.55
			Found_March 2026 23448	661.55	
EF156655	23/04/2026	Tan Shaun			144.43
			Found_March 2026 20724	144.43	
EF156839	30/04/2026	Tanks For Hire Pty Ltd			792.00
			Water tank for Anzac Day	792.00	
EF156694	23/04/2026	Tanya Jaceglav			66.66
			Found_March 2026 22148	66.66	
EF156639	23/04/2026	Tasmin Olivia Richardson			510.45
			Found_March 2026 19961	510.45	
EF156888	30/04/2026	Team Systems (VIC) Pty Ltd			110.22



## Payment Register

Payment No	Payment Date	Payee	Invoice Description	Invoice Amount	Payment Amount
			Material Handling Equipment	110.22	
EF156462	15/04/2026	Technogym Australia Pty Ltd			16,649.45
			Gym Equipment Servicing	16,649.45	
EF156897	30/04/2026	Technogym Australia Pty Ltd			889.14
			Equipment Servicing	252.56	
			Equipment Servicing	345.66	
			Equipment Servicing	40.79	
			Equipment Servicing	250.13	
EF156501	23/04/2026	Telstra			25,124.13
			Telstra Account - 1052229800	6,013.54	
			Telstra Account - 1052229800	6,551.25	
			Telstra Account - 1052229800	6,551.25	
			Telstra Account - 1052229800	6,008.09	
EF156682	23/04/2026	Terrestrial Ecosystems			9,322.50
			Vertebrate Pest Control	9,322.50	
EF156757	23/04/2026	The Beer Farm Pty Ltd			954.25
			WFAC Bar Stock	954.25	
EF156908	30/04/2026	The Beer Farm Pty Ltd			3,148.75



## Payment Register

Payment No	Payment Date	Payee	Invoice Description	Invoice Amount	Payment Amount
			WFAC Bar Stock	3,148.75	
EF156310	08/04/2026	The Experience Lab Pty Ltd			10,780.00
			Respectful Behaviour Training	10,780.00	
EF156701	23/04/2026	The Freo Florist			636.00
			ANZAC day Wreaths & flowers	636.00	
EF156427	15/04/2026	THE FRUIT BOX GROUP PTY LTD			1,759.45
			Fruit Box Supply for Depot Staff	351.65	
			Walyalup Civic Centre - Milk Delivery	986.95	
			Walyalup Civic Centre - Milk Delivery	420.85	
EF156876	30/04/2026	THE FRUIT BOX GROUP PTY LTD			291.90
			Fruit Box Supply for Depot Staff	291.90	
EF156070	01/04/2026	The Italian Club Fremantle Inc			4,137.66
			RCTI Carpark 64 - Standing Order 25/26	4,137.66	
EF156542	23/04/2026	The Italian Club Fremantle Inc			4,396.83
			RCTI Carpark 64 - Standing Order 25/26	4,396.83	
EF156135	01/04/2026	THE PISTILLI FAMILY TRUST			479.90
			Pottery Wheel Repairs and Servicing	479.90	
EF156349	15/04/2026	The Poster Girls			4,796.55



## Payment Register

Payment No	Payment Date	Payee	Invoice Description	Invoice Amount	Payment Amount
			FISAF Poster Girls Distro	2,948.55	
			Heritage Festival Poster distro	1,848.00	
EF156817	30/04/2026	The Poster Girls			159.50
			Posters for Anzac Day	159.50	
EF156662	23/04/2026	The Second Salon			42.42
			Found_March 2026 21012 The Second Salon	42.42	
EF156169	01/04/2026	The Trustee CGE Operations Invest Trust			1,698.00
			Accommodation - FISAF 2026 Deposit	345.00	
			Accommodation - FISAF 2026 Deposit	1,353.00	
EF156910	30/04/2026	The trustee for Ashtkon Unit Trust			176.00
			Nitrile gloves for Containers for Change	176.00	
EF156604	23/04/2026	The Trustee for Bamboozled Family Trust			7,007.00
			BAM WOW Amazing Show - FISAF 2026	7,007.00	
EF156476	15/04/2026	The Trustee for Craig Street Unit Trust t/a:			818.73
			Supply of filters and fluids	375.10	
			Supply of filters and fluids	387.20	
			Supply of filters and fluids	56.43	
EF156904	30/04/2026	The Trustee for Craig Street Unit Trust t/a:			39.85



## Payment Register

Payment No	Payment Date	Payee	Invoice Description	Invoice Amount	Payment Amount
			Supply of filters and fluids	39.85	
EF156281	08/04/2026	The Trustee for Event Logistics Australi			2,091.25
			Agency staff for Ethel Cain	2,091.25	
EF156425	15/04/2026	The Trustee for Event Logistics Australi			6,030.66
			Bar staff agency ludovico	3,033.93	
			Bar Support for The Streets	1,376.52	
			Bar Support for The Streets	1,620.21	
EF156115	01/04/2026	The Trustee for Ireland Family Trust			3,740.00
			Spacey Jane Acoustics Monitoring	1,870.00	
			Spacey Jane Acoustics Monitoring	1,870.00	
EF156177	01/04/2026	The Trustee for Kwinana WTE Project Tru			59,743.49
			Collect & Dispose - Dom – Residual Waste	59,743.49	
EF156913	30/04/2026	The Trustee for Kwinana WTE Project Tru			70,569.38
			Collect & Dispose - Dom – Residual Waste	70,569.38	
EF156603	23/04/2026	The Trustee for Lane Family Trust			2,530.00
			GPS Linemarking	2,530.00	
EF156269	08/04/2026	The Trustee for Melbourne Etching Suppli			169.60
			Term 1 Etching Supplies	169.60	



## Payment Register

Payment No	Payment Date	Payee	Invoice Description	Invoice Amount	Payment Amount
EF156748	23/04/2026	The Trustee for S Lander Trust t/as Skel E			166.65
			Found_March 2026 23605	166.65	
EF156378	15/04/2026	The Trustee for Soft Furnishings Australia			2,213.20
			New curtains - Lvl1, Quandong Room, WCC	2,213.20	
EF156341	15/04/2026	The Trustee for Truck Unit Trust			16,510.80
			Hino Parts and Diagnostics	16,510.80	
EF156091	01/04/2026	The Trustee for UDLA Unit Trust			2,129.60
			Consultant landscape architecture	2,129.60	
EF156238	08/04/2026	The Trustee for UDLA Unit Trust			6,388.80
			Consultant landscape architecture	6,388.80	
EF156831	30/04/2026	The Trustee for UDLA Unit Trust			22,242.00
			Boo Park Stg3 Nth Landscape Architecture	22,242.00	
EF156627	23/04/2026	Thompson RP & SM			51.51
			Found_March 2026 19323	51.51	
EF156487	15/04/2026	Thorny Devil Access Pty Ltd			2,477.17
			Corp Uniform/PPE - Containers for Change	64.49	
			Corporate Uniform/PPE - Parks & L/Scape	100.31	
			Corporate Uniform/PPE - Parks & L/Scape	268.75	



## Payment Register

Payment No	Payment Date	Payee	Invoice Description	Invoice Amount	Payment Amount
			Corporate Uniform/PPE - Parks & L/Scape	102.96	
			Uniform Supply - Mechanics Team	239.75	
			Uniform Supply - Mechanics Team	325.71	
			Uniform Supply - Mechanics Team	729.85	
			Uniform Supply - Mechanics Team	171.49	
			Uniform Supply - Mechanics Team	473.86	
EF156772	23/04/2026	Thorny Devil Access Pty Ltd			395.26
			Corp Uniform/PPE - Containers for Change	197.63	
			Corp Uniform/PPE - Containers for Change	197.63	
EF156914	30/04/2026	Thorny Devil Access Pty Ltd			571.34
			Corporate Uniform/PPE - Parks & L/Scape	100.31	
			Corporate Uniform/PPE - Parks & L/Scape	102.96	
			Corporate Uniform/PPE - Parks & L/Scape	178.83	
			Corporate Uniform/PPE - Waste/Cleansing	189.24	
EF156608	23/04/2026	Tinctorium			44.95
			Found_March 2026 17974 Tinctorium	44.95	
EF156139	01/04/2026	TOBIAS BUSCH AND SAJNI RAMESHC			1,000.00
			DAC attendance 2025/2026 Financial year	1,000.00	



## Payment Register

Payment No	Payment Date	Payee	Invoice Description	Invoice Amount	Payment Amount
EF156183	01/04/2026	Toby Tomlinson			1,000.00
			South Beach Mural- Artist Toby Tomlinson	1,000.00	
EF156228	08/04/2026	Tocojepa Pty Ltd t/a T-Quip			173.00
			Parts for Toro and Hako	173.00	
EF156114	01/04/2026	Toolco Pty Ltd			4,968.00
			exhibition install materials	4,968.00	
EF156851	30/04/2026	Toolco Pty Ltd			158.55
			Tools and general supplies	158.55	
EF156506	23/04/2026	Total Eden Pty Ltd			4,782.97
			COF Irrigation Materials	4,782.97	
EF156268	08/04/2026	Total Green Recycling Pty Ltd			2,879.83
			Collect & Process E-waste from FRC	2,879.83	
EF156106	01/04/2026	Totally Workwear Fremantle			586.77
			Community Safety Work Wear/Uniforms;;	197.78	
			Uniforms and PPE for Parks & Landscape	220.51	
			Uniforms for Containers for Change staff	168.48	
EF156258	08/04/2026	Totally Workwear Fremantle			138.73
			Shirts - Parking Officers	138.73	



## Payment Register

Payment No	Payment Date	Payee	Invoice Description	Invoice Amount	Payment Amount
EF156389	15/04/2026	Totally Workwear Fremantle			1,408.62
			Community Safety Work Wear/Uniforms;;	553.11	
			Community Safety Work Wear/Uniforms;;	387.55	
			Community Safety Work Wear/Uniforms;;	179.10	
			Uniforms and PPE for Parks & Landscape	288.86	
EF156615	23/04/2026	Totally Workwear Fremantle			1,610.35
			Community Safety Work Wear/Uniforms;;	458.61	
			Purchase of PPE	399.67	
			Uniforms and PPE for Parks & Landscape	752.07	
EF156632	23/04/2026	Tran Phoebe			30.30
			Found_March 2026 19490	30.30	
EF156178	01/04/2026	Transcore Pty Ltd			3,300.00
			Hampton Road Traffic Study	3,300.00	
EF156770	23/04/2026	Transcore Pty Ltd			7,700.00
			Hampton Road Traffic Study	5,500.00	
			Hampton Road Traffic Study	2,200.00	
EF156130	01/04/2026	Trees of Eden			21,205.64
			Remedial Tree Maintenance - Parks	1,067.00	



## Payment Register

Payment No	Payment Date	Payee	Invoice Description	Invoice Amount	Payment Amount
			Remedial Tree Maintenance - Parks	319.00	
			Remedial Tree Maintenance - Parks	10,579.62	
			Remedial Tree Maintenance - Parks	1,320.02	
			Remedial Tree Maintenance - Parks	7,920.00	
EF156280	08/04/2026	Trees of Eden			12,375.47
			Pruning of trees - Ken Allen Reserve	1,276.00	
			Remedial Tree Maintenance - Parks	638.00	
			Remedial Tree Maintenance - Parks	9,023.21	
			Remedial Tree Maintenance - Parks	1,438.26	
EF156422	15/04/2026	Trees of Eden			1,078.00
			Parks and Landscape Works - 2025-2026	1,078.00	
EF156674	23/04/2026	Trees of Eden			2,024.00
			Tree Maintenance 2025-2026	2,024.00	
EF156868	30/04/2026	Trees of Eden			742.50
			Remedial Tree Maintenance - Parks	742.50	
EF156179	01/04/2026	Trent Larkman - Everyday Actions			9,810.02
			Active Bystander training	9,810.02	
EF156350	15/04/2026	Truck Centre (WA) Pty Ltd			4,820.09



## Payment Register

Payment No	Payment Date	Payee	Invoice Description	Invoice Amount	Payment Amount
			Volvo Truck Parts and Diagnostics	4,820.09	
EF156270	08/04/2026	Two Dogs Laughing			962.50
			Catering for March Citizenship	962.50	
EF156856	30/04/2026	Two Dogs Laughing			1,540.00
			IEM MEETING on Monday 11th of May	770.00	
			IEM MEETING On Tuesday 21st of April	770.00	
EF156732	23/04/2026	Two Stories			742.35
			Found_March 2026 23207	742.35	
EF156118	01/04/2026	United Equipment Pty Limited			1,988.80
			FAC Forklist Hire - November 2025	1,988.80	
EF156406	15/04/2026	United Equipment Pty Limited			943.80
			FAC Forklist Hire - November 2025	943.80	
EF156857	30/04/2026	United Equipment Pty Limited			206.80
			FAC Forklist Hire - November 2025	206.80	
EF156282	08/04/2026	UNITING GLOBAL PTY LTD			2,050.43
			BBQ Cleaning	2,050.43	
EF156426	15/04/2026	UNITING GLOBAL PTY LTD			80,470.95
			Beach Shower Cleaning - March-June	3,539.25	



**Payment Register**

Payment No	Payment Date	Payee	Invoice Description	Invoice Amount	Payment Amount
			Clean & Insect Treatment - Beach Storage	247.50	
			Clean Public Toilets- Bathers Beach Huts	50,091.20	
			Fridge Cleaning - various COF facilities	1,287.00	
			Ken Allen Field Ablution Clean- Jan-June	332.20	
			Monthly Deep Cleaning - Wet Areas, FLC	396.00	
			Ongoing Cleaning Service - Victoria Hall	1,063.92	
			Parks Furniture - Timber Oiling	3,503.21	
			Timber Oiling - CoF Playgrounds	4,709.88	
			WFAC Event Cleaning - Henry Wagons	2,806.27	
			WFAC Event Cleaning - Henry Wagons	3,152.33	
			WFAC Event Cleaning - Henry Wagons	325.88	
			WFAC Event Cleaning - Henry Wagons	2,806.27	
			WFAC Event Cleaning - Henry Wagons	5,862.16	
			WFAC Event Cleaning - Henry Wagons	208.73	
			WFAC Event Cleaning - Henry Wagons	139.15	
EF156688	23/04/2026	UNITING GLOBAL PTY LTD			3,399.02
			6 x waste bins - WCC Public Toilets	595.89	
			Clean kitchen & fridge - Sullivan Hall	137.50	



## Payment Register

Payment No	Payment Date	Payee	Invoice Description	Invoice Amount	Payment Amount
			Event Cleaning 14/3/26 - Victoria Hall	190.63	
			Library carpet deep clean - WCC	2,475.00	
EF156874	30/04/2026	UNITING GLOBAL PTY LTD			11,928.73
			Beach Shower Cleaning - March-June	5,362.50	
			Parks Furniture - Timber Oiling	1,461.13	
			Proceed with QU-0540: Point St Carpark	5,105.10	
EF156885	30/04/2026	University of New South Wales			1,755.00
			AGSM Short Course - Data Analytics C1	1,755.00	
EF156573	23/04/2026	Urbis Pty Ltd			48,905.45
			Fremantle Oval Redevelopment Business Ca	48,905.45	
EF156081	01/04/2026	Vanguard Print			687.63
			Monthly Storage/distribute Brochures	687.63	
EF156562	23/04/2026	Vanguard Print			766.51
			Monthly Storage/distribute Brochures	766.51	
EF156455	15/04/2026	Veolia Environmental Services (Australia)			41,546.20
			BLANKET ORDER (1 July 2025-30 June 2026)	1,267.64	
			BLANKET ORDER (1 July 2025-30 June 2026)	15,057.68	
			BLANKET ORDER (1 July 2025-30 June 2026)	-152.30	



## Payment Register

Payment No	Payment Date	Payee	Invoice Description	Invoice Amount	Payment Amount
			BLANKET ORDER (1 July 2025-30 June 2026)	-215.16	
			BLANKET ORDER (1 July 2025-30 June 2026)	-190.87	
			BLANKET ORDER (1 July 2025-30 June 2026)	-94.28	
			BLANKET ORDER (1 July 2025-30 June 2026)	363.00	
			BLANKET ORDER (1 July 2025-30 June 2026)	24.73	
			BLANKET ORDER (1 July 2025-30 June 2026)	13,631.65	
			BLANKET ORDER (1 July 2025-30 June 2026)	-190.87	
			BLANKET ORDER (1 July 2025-30 June 2026)	-363.00	
			BLANKET ORDER (1 July 2025-30 June 2026)	-24.29	
			Collect & process cardboard from FRC	-61.83	
			Collect & process cardboard from FRC	-214.23	
			Collect & process cardboard from FRC	-97.15	
			Collect & process cardboard from FRC	-60.72	
			Collect & process cardboard from FRC	-25.40	
			Collect & process cardboard from FRC	-228.54	
			Collect & process cardboard from FRC	-101.20	
			Collect & process cardboard from FRC	809.70	
			Collect & process cardboard from FRC	835.20	



## Payment Register

Payment No	Payment Date	Payee	Invoice Description	Invoice Amount	Payment Amount
			Collect & process cardboard from FRC	-531.30	
			Collect & process cardboard from FRC	1,426.92	
			Collect & process cardboard from FRC	2,147.66	
			Provision of Hook Lift Bins at CoF Depot	-43.53	
			Provision of Hook Lift Bins at CoF Depot	46.19	
			Provision of Hook Lift Bins at CoF Depot	1,678.25	
			Provision of Hook Lift Bins at CoF Depot	-24.29	
			Provision of Hook Lift Bins at CoF Depot	-134.29	
			Provision of Hook Lift Bins at CoF Depot	-46.19	
			Provision of Hook Lift Bins at CoF Depot	2,622.92	
			Provision of Hook Lift Bins at CoF Depot	2,848.08	
			Provision of Hook Lift Bins at CoF Depot	1,878.89	
			Provision of Hook Lift Bins at CoF Depot	-158.58	
			Provision of Hook Lift Bins at CoF Depot	-134.29	
EF156890	30/04/2026	Veolia Environmental Services (Australia)			18,381.44
			BLANKET ORDER (1 July 2025-30 June 2026)	13,160.87	
			Collect & process cardboard from FRC	2,987.60	
			Collect & process cardboard from FRC	-145.73	



## Payment Register

Payment No	Payment Date	Payee	Invoice Description	Invoice Amount	Payment Amount
			Collect & process cardboard from FRC	-76.20	
			Collect & process cardboard from FRC	-164.36	
			Collect & process cardboard from FRC	-72.86	
			Collect & process cardboard from FRC	-97.15	
			Collect & process cardboard from FRC	-531.30	
			Collect & process cardboard from FRC	-272.35	
			Collect & process cardboard from FRC	-531.30	
			Collect & process cardboard from FRC	-25.40	
			Provision of Hook Lift Bins at CoF Depot	4,149.62	
EF156276	08/04/2026	Vestone Capital Pty Limited			61,496.17
			Equipment rental	56,260.51	
			Equipment Rental	5,235.66	
EF156172	01/04/2026	Vibrant MCS Pty Ltd			221.50
			Additional Town Hall security 30/1/26	221.50	
EF156480	15/04/2026	Vibrant MCS Pty Ltd			17,614.96
			Security Service - Walyalup Civic Centre	17,614.96	
EF156753	23/04/2026	Vibrant MCS Pty Ltd			313.44
			Add Town Hall Security for Orchestra	207.66	



## Payment Register

Payment No	Payment Date	Payee	Invoice Description	Invoice Amount	Payment Amount
			Additional Security Services 2025-2026	105.78	
EF156737	23/04/2026	Vinisha Mulani			489.85
			Found_March 2026 23274	489.85	
EF156689	23/04/2026	VittinoAshe Pty Ltd			1,650.00
			DAC Member - 2025-2026	1,650.00	
EF156468	15/04/2026	Viva Life Photography Franchising Pty Ltd			361.80
			FVC Merchandise Sales March 2026	361.80	
EF156186	01/04/2026	VJOY Pty Ltd t/as Chair Guru Office Chair			16,302.00
			Aurora chair orders for Emu and Quandong	10,032.00	
			Aurora chair orders for Emu and Quandong	6,270.00	
EF156777	23/04/2026	VJOY Pty Ltd t/as Chair Guru Office Chair			1,755.60
			4 x office chairs - FLC	1,755.60	
EF156185	01/04/2026	W & D Robertson Investments t/as Les Mi			18,360.16
			Les Mills Smart Bar Equipment Order	11,198.96	
			Smart Steps Les Mills	7,161.20	
EF156832	30/04/2026	WA & J King Pty Ltd			3,465.00
			Playground Softfall Mulch Supply	3,465.00	
EF156354	15/04/2026	WA Circus School Inc			3,817.00



## Payment Register

Payment No	Payment Date	Payee	Invoice Description	Invoice Amount	Payment Amount
			Performances - CircusWA. FISAF 2026	3,817.00	
EF156821	30/04/2026	WA Circus School Inc			810.00
			Circus WA Activation April	810.00	
EF156613	23/04/2026	WA Fuel Supplies Pty Ltd		28,654.58	
			15,000 litres x Diesel - Depot	28,654.58	
EF156847	30/04/2026	WA Fuel Supplies Pty Ltd		32,265.36	
			10,000 litres x Diesel - Depot	32,265.36	
EF156100	01/04/2026	WA Health Group Pty Ltd		1,837.26	
			Aqua ROM 4 classes a week	688.97	
			Aqua ROM 4 classes a week	1,148.29	
EF156250	08/04/2026	WA Health Group Pty Ltd		229.66	
			Aqua ROM 4 classes a week	229.66	
EF156377	15/04/2026	WA Health Group Pty Ltd		114.83	
			Aqua ROM 4 classes a week	114.83	
EF156548	23/04/2026	WA Land Information Authority		195.60	
			Title plan searches for Rates	195.60	
EF156517	23/04/2026	WA Local Government Association		1,364.00	
			State employment law essentials course	1,364.00	



## Payment Register

Payment No	Payment Date	Payee	Invoice Description	Invoice Amount	Payment Amount
EF156367	15/04/2026	WA Structural Consulting Engineers Pty L			2,062.50
			Engineering support WCC sewer connection	2,062.50	
EF156398	15/04/2026	Walley Trevor Lewis			400.00
			Samson Tree Festival - Welcome - walk	400.00	
EF156405	15/04/2026	Ward Holt Public Relations Consultants			14.74
			FVC Merchandise Sales March 2026	14.74	
EF156437	15/04/2026	Warders Hotel Unit Trust			328.90
			One night accom-Door prize-Tourism award	328.90	
EF156561	23/04/2026	Wasamba			1,000.00
			Performances -WASamba. FISAF 2026	1,000.00	
EF156049	01/04/2026	Water Corporation			11,916.10
			Water Service Charges-Kiosk 10 Shuffery	274.06	
			Water Usage	1,074.91	
			Water Usage	2,118.85	
			Water Usage - Beach Street Toilet	812.10	
			Water Usage- Burt St Reserve	3,528.08	
			Water Usage- Growing Change	3,998.83	
			Water Usage- Moore & Moore Cafe	109.27	



## Payment Register

Payment No	Payment Date	Payee	Invoice Description	Invoice Amount	Payment Amount
EF156199	08/04/2026	Water Corporation			3,748.68
			Water Usage - Dog Pound	286.86	
			Water Usage - Florence Park	146.05	
			Water Usage - Hines Park	90.55	
			Water Usage - Meeting Place	191.65	
			Water Usage - Mills & Ware Park	1,086.61	
			Water Usage - Road Reserve	49.66	
			Water Usage - Sullivan Hall	336.58	
			Water Usage - Toilets	1,560.72	
EF156319	15/04/2026	Water Corporation			5,783.95
			Water Usage	276.29	
			Water Usage - Factory	637.66	
			Water Usage - Lilydale Reserve	490.73	
			Water Usage - Parmelia Park	299.73	
			Water Usage- Change Rooms	2,888.77	
			Water Usage- Fremantle Men's Shed	1,190.77	
EF156508	23/04/2026	Water Corporation			2,573.01
			Sewerage Utility	18.56	



## Payment Register

Payment No	Payment Date	Payee	Invoice Description	Invoice Amount	Payment Amount
			Water Usage - Port Beach Changerooms	1,670.81	
			Yearly Rental Fee L17 Douglas & L23 Sout	883.64	
EF156819	30/04/2026	Way Funky Company			3,380.52
			Funky order from 24/25 FY	3,380.52	
EF156112	01/04/2026	Wayman, Linda Louise			687.50
			Chair DMWG 25/26	687.50	
EF156231	08/04/2026	WC Convenience Management Pty Ltd			4,579.58
			Exeloo Collie Street Fremantle -	4,579.58	
EF156558	23/04/2026	WC Convenience Management Pty Ltd			18,961.25
			Exeloo Orbit Supply	18,961.25	
EF156486	15/04/2026	West Australian Stolen Generations Aborig			3,300.00
			5 x speakers at Focus First Nation Fllms	3,300.00	
EF156263	08/04/2026	West Tip Waste Control Pty Ltd			583.00
			WFAC Skip Bin	583.00	
EF156167	01/04/2026	West to West Indigenous Corporation Pty			2,632.68
			Banner Installation - WCC	182.60	
			Exposed electrical wiring - 70 Parry St	607.44	
			Fence repairs - Jones St Depot	1,084.60	



## Payment Register

Payment No	Payment Date	Payee	Invoice Description	Invoice Amount	Payment Amount
			Water leak between floors - Union Stores	758.04	
EF156303	08/04/2026	West to West Indigenous Corporation Pty			6,471.68
			Attempted break in - 14 Mrs Trivett	281.59	
			Bolt Install - Leighton Beach Changeroom	279.10	
			Brick reinstatement - Hilton PCYC	1,272.25	
			Broken door- South Beach Change Huts	91.30	
			Broken Sharps Container- Lower Grnd, WCC	182.60	
			Callout 15/03/26- Bather Beach Huts Door	412.50	
			Draw and cabinet works - WCC	91.30	
			Drinking fountain repairs - FLC	136.95	
			Install Needle Bin - Arthur Head Toilets	91.30	
			Needle bin - Cliff Street Toilets	91.30	
			Perspex re-attachment - WCC	131.99	
			Privacy lock issues - Bather Beach Huts	91.30	
			Reinstate Toilet Seat - Horrie Long	257.92	
			Relocation of BA's	273.90	
			Remove trip hazard - Moores Building	352.78	
			Repair Panel & Door- Sth Bch Change Shed	213.73	



## Payment Register

Payment No	Payment Date	Payee	Invoice Description	Invoice Amount	Payment Amount
			Repair Sharps Bin - Cliff Street Toilets	182.60	
			Replace broken door- Parmelia Pk Toilet	379.95	
			South Beach Changerooms - Shower Curtain	1,471.25	
			Toilet seat Install - Community Legal	186.07	
EF156472	15/04/2026	West to West Indigenous Corporation Pty			18,307.96
			Arthurs Head - Gunners Cottage/Whalers	462.00	
			Fix/Replace Sharps Bin - Essex St	136.95	
			Part Floor Replacement - Town Hall	1,028.39	
			Privacy Lock Repair - Bruce Lee Toilets	274.34	
			Reattach soap dispenser - Town Hall	-193.60	
			Reattach soap dispenser - Town Hall	193.60	
			Replace Privacy Lock - Sullivan Hall	270.47	
			Sharps Container - Essex St Toilets	91.30	
			Sump Fence Repairs - 88 Edmund St	6,670.68	
			Two failed shed roller doors - FAC	525.72	
			WestToWest-Repairs to P&L Infrastructure	5,346.00	
			WestToWest-Repairs to P&L Infrastructure	659.98	
			WestToWest-Repairs to P&L Infrastructure	2,842.13	



## Payment Register

Payment No	Payment Date	Payee	Invoice Description	Invoice Amount	Payment Amount
EF156741	23/04/2026	West to West Indigenous Corporation Pty			9,695.95
			Basement works 3/3/206 - Moores Building	2,114.27	
			Concertina door repairs - Evan Davies	2,347.79	
			Replacement PO needle box install	45.65	
			WestToWest-Repairs to P&L Infrastructure	5,188.24	
EF156899	30/04/2026	West to West Indigenous Corporation Pty			8,816.85
			External door replacement - Vic Pavilion	2,010.97	
			External slide bolt vandalised- Boo Park	136.95	
			Failed door handle - FRC Office	345.65	
			Internal wall repair - Depot	673.75	
			Metal railing has failed - 25m pool, FLC	1,576.30	
			Remove door screws door - Carriage Cafe	136.95	
			Remove rusted signs - Horrie Long Res	136.95	
			Repaint internal wall- Bathers Beach Hut	571.41	
			Replace vandalised soap dispenser - FAC	136.95	
			Sharps container destroyed- Leighton Bch	136.95	
			Sharps container vandalised - Cliff St	91.30	
			Vandalised Privacy Latch-Essex St toilet	123.68	



## Payment Register

Payment No	Payment Date	Payee	Invoice Description	Invoice Amount	Payment Amount
			Wall patch up - South Beach Cafe	315.74	
			WCC Customer service desk modification	2,423.30	
EF156079	01/04/2026	Western Australia Police			35.20
			Vol Pol Clearance - Natural Areas	35.20	
EF156824	30/04/2026	Western Australia Police			70.40
			Vol Pol Clearance - Natural Areas	70.40	
EF156146	01/04/2026	Western Metropolitan Regional Council			41,690.68
			Bulk Verge Collection & Disposal	41,690.68	
EF156710	23/04/2026	Western Metropolitan Regional Council			39,912.41
			Bulk Verge Collection & Disposal	39,912.41	
EF156048	01/04/2026	Western Power			3,256.81
			Emerg Tree Clearance 29/7/25 - South St	3,256.81	
EF156173	01/04/2026	What Luck Pty Ltd			1,092.00
			WFAC La Paleta for Found	1,092.00	
EF156877	30/04/2026	Whereabouts Skateboarding			865.00
			Skateboarding Contest	865.00	
EF156298	08/04/2026	White Donkey Pty Ltd			1,490.00
			Host/Facilitation 15/7/26- Flaming Galah	990.00	



## Payment Register

Payment No	Payment Date	Payee	Invoice Description	Invoice Amount	Payment Amount
			Venue Hire - Flaming Galah 16/7/26	500.00	
DD004281	20/04/2026	Windcave Pty Ltd			77.00
			Windcave Pty Lt	77.00	
EF156749	23/04/2026	WMFG Pty Ltd t/as Shop for Shops			396.56
			Retail fit out	396.56	
EF156643	23/04/2026	Worldwide Timber Traders Pty Ltd			1,527.94
			exhibition install materials 25/26	1,527.94	
EF156105	01/04/2026	Xpanse Pty Ltd			12,328.11
			Cisco Webex Licensing Subscription	12,328.11	
EF156388	15/04/2026	Xpanse Pty Ltd			54,826.64
			Veeam Universal License Renewal	54,826.64	
EF156846	30/04/2026	Xpanse Pty Ltd			4,109.37
			Cisco Webex Licensing Subscription	4,109.37	
EF156609	23/04/2026	Yawuru Jarndu Aboriginal Corporation			27.78
			Found_March 2026 18279 Jarndu Yawuru	27.78	
EF156075	01/04/2026	Yelakitj Moort Nyungar Association Inc			1,000.00
			Welcome to Country - FISAF	1,000.00	
EF156651	23/04/2026	Zeck Garry			24.24



**Payment Register**

Payment No	Payment Date	Payee	Invoice Description	Invoice Amount	Payment Amount
			Found_March 2026 20544 Zeck Garry	24.24	
EF156567	23/04/2026	Zeck Jan			194.43
			Found_March 2026 13556 Zeck Jan	194.43	
EF156850	30/04/2026	Zenien			3,833.50
			Community Safety CCTV	3,833.50	
					<b>5,895,713.76</b>



**Payment Register**

Payment No	Payment Date	Payee	Invoice Description	Invoice Amount	Payment Amount
<b>NET PAYMENT AMOUNT</b>					<b>\$5,895,713.76</b>

## Purchase Card Transactions

Statement Date between 28-Mar-2026 and 28-Apr-2026

Description	Statement Date	Reference	Narrative	Expense Type	Amount
<b>Manager Infrastructure Engineering</b>					
	2/04/2026	PC033989	COOL FODDER FREMANTLE	Catering - Office Meeting/Workshop	507.50
<b>Total</b>					<b>507.50</b>
<b>Manager Economic Development and Events</b>					
	15/04/2026	PC034035	NEW EDITION BOOKSHOP FREMANTLE	General Expense	70.00
	7/04/2026	PC034055	TRANSPORT WA PERTH PERTH	Events and Functions	31.65
	17/04/2026	PC034100	EB *Unlocking our Heri 801-413-7200	Training and Professional Development	65.00
	24/04/2026	PC034151	SURVEYMONK* T 4659023 DUBLIN	Advertising and Promotions	63.64
<b>Total</b>					<b>230.29</b>
<b>Principal Construction and Maintenance Engineer</b>					
	7/04/2026	PC034082	DRIVER RISK MANAGEME PERTH AIRPOR	General Expense	330.00
<b>Total</b>					<b>330.00</b>
<b>Finance Officer - Arts and Culture</b>					
	30/03/2026	PC033930	FREMANTLE ARTS CENT FREMANTLE		0.01
	2/04/2026	PC033987	ROSTER ELF PTY LTD MOUNT HAWTHO	Application, Licence and Registration	774.40
	8/04/2026	PC033997	AUSTRALIAN POSTAL CORP...MELBOURNE	Printing , Stationary and Postage	14.49
	15/04/2026	PC034038	ZLR*PACK & SEND Caulfield	Printing , Stationary and Postage	851.80
	17/04/2026	PC034098	AUSTRALIAN POSTAL CORP...MELBOURNE	Printing , Stationary and Postage	8.73
	17/04/2026	PC034099	WILSON PARKING AUSTRALIA FREMANTLE		12.17
	17/04/2026	PC034101	ALL ABOUT LABELS ROCKLEA		847.00
	20/04/2026	PC034106	AUSTRALIAN POSTAL CORP...MELBOURNE	Printing , Stationary and Postage	30.21
<b>Total</b>					<b>2,538.81</b>
<b>Manager Strategic Communications and Stakeholder Relations</b>					

## Purchase Card Transactions

Statement Date between 28-Mar-2026 and 28-Apr-2026

Description	Statement Date	Reference	Narrative	Expense Type	Amount
	30/03/2026	PC033933	CREATESEND/COM SYDNEY SYDNEY	General Expense	11.68
	30/03/2026	PC033947	ASANA.COM SYDNEY	General Expense	197.89
	2/04/2026	PC033984	WPENGINE DB ACF PLUGIN WPENGINE.COMTX	General Expense	71.84
	2/04/2026	PC033991	CREATESEND/COM SYDNEY SYDNEY	General Expense	151.73
	2/04/2026	PC033996	FUTURE-PRO - ONE SITE PUBLISHPRESSFL	General Expense	101.16
	16/04/2026	PC034044	FACEBK *JVC2EMVZE2 fb.me/ads	General Expense	17.97
	7/04/2026	PC034092	CAMPAIGNMONITOR 0285187100	General Expense	174.22
	7/04/2026	PC034096	CREATESEND/COM SYDNEY SYDNEY	General Expense	153.35
	21/04/2026	PC034118	FAIRFAX SUBSCRIPTIONS PYRMONT		21.49
	23/04/2026	PC034136	CANVA* I04859-15337681 SURRY HILLS		81.00
	27/04/2026	PC034167	CREATESEND/COM SYDNEY SYDNEY		150.85
	13/04/2026	PC034173	FACEBK *EJL78MZ9K2 fb.me/ads		36.30
	13/04/2026	PC034183	CAMPAIGNMONITOR 0285187100		224.65
	13/04/2026	PC034188	CREATESEND/COM SYDNEY SYDNEY		152.47
	28/04/2026	PC034194	ASANA.COM SYDNEY		197.89
				<b>Total</b>	<b>1,744.49</b>
<b>Chief Executive Officer</b>					
	30/03/2026	PC033927	CPP HIS MAJESTYS PERTH	Parking Expenses	6.06
	2/04/2026	PC033978	SQ *D'ANGELO CAFE Fremantle	Catering - Office Meeting/Workshop	25.78
	24/04/2026	PC034150	FAIRFAX SUBSCRIPTIONS PYRMONT	Subscriptions and Membership Fees	75.00
				<b>Total</b>	<b>106.84</b>
<b>Supervisor Mechanical Services</b>					
	30/03/2026	PC033942	MACKAY HEAT TRANSFER SOUTHERN RIV	General Expense	511.90
	1/04/2026	PC033971	TRUCKLINE SPEARWOOD SPEARWOOD	General Expense	458.29
	9/04/2026	PC034000	Jaycar Electronics O'Connor	General Expense	9.90
	10/04/2026	PC034013	SUPER CHEAP AUTO O'CONNOR	General Expense	230.97
	14/04/2026	PC034023	Krazy Keys BIBRA LAKE	General Expense	396.55
	16/04/2026	PC034045	OFFICEWORKS 0616 O'CONNOR	General Expense	12.00

## Purchase Card Transactions

Statement Date between 28-Mar-2026 and 28-Apr-2026

Description	Statement Date	Reference	Narrative	Expense Type	Amount
	16/04/2026	PC034046	ENGINE PROTECTION EQ BIBRA LAKE	General Expense	271.10
	21/04/2026	PC034121	AUTO PARTS SUPPLY SOUTHPORT	General Expense	195.00
	22/04/2026	PC034123	MG Motor Melville Pty LtdMelville	General Expense	39.41
	22/04/2026	PC034129	MTA WA TRAINING INC BALCATT	General Expense	695.00
	22/04/2026	PC034130	OCONNOR L/MWR&C/SAW O CONNOR	General Expense	375.00
	24/04/2026	PC034153	TOTAL TOOLS OCONNOR O'CONNOR	General Expense	363.00
	24/04/2026	PC034155	COVS PARTS PTY LTD BIBRA LAKE	General Expense	339.92
	27/04/2026	PC034163	Plumbing Myaree Myaree	General Expense	90.22
<b>Total</b>					<b>3,988.26</b>
<b>Team Leader Visitor Information Services</b>					
	30/03/2026	PC033934	CREATESEND/COM SYDNEY SYDNEY	General Expense	10.14
	30/03/2026	PC033944	TAYLOR HILL SCARVES MOORABBIN	General Expense	418.77
	31/03/2026	PC033959	SQ *MOKOH DESIGN South Freman	General Expense	1,861.75
	1/04/2026	PC033967	LS Lanpa Pty Ltd atf L Bibra Lake	General Expense	29.01
	2/04/2026	PC033985	LS Lanpa Pty Ltd atf L Bibra Lake	General Expense	58.01
	15/04/2026	PC034031	Canva* 04851-9853560 Sydney	General Expense	20.00
	22/04/2026	PC034126	IGA FREMANTLE FREMANTLE	General Expense	14.98
<b>Total</b>					<b>2,412.66</b>
<b>IT Manager</b>					
	30/03/2026	PC033950	SP CHEERS SWEETIE GIFT ST HUBERTS I	General Expense	100.95
	31/03/2026	PC033954	UBER *TRIP HELP.UBER.COM Sydney	General Expense	39.33
	10/04/2026	PC034015	OFFICEWORKS Bentleigh Ea	General Expense	160.00
	7/04/2026	PC034056	DIGITAL PACIFIC PTY LT SYDNEY	General Expense	29.35
	7/04/2026	PC034070	AMAZON WEB SERVICES SYDNEY	General Expense	72.17
	7/04/2026	PC034079	WWW.JAM-SOFTWARE.COM TRIER	General Expense	853.35
	20/04/2026	PC034107	CCSI EFAX 1300661180	General Expense	18.65
	24/04/2026	PC034157	OFFICEWORKS Bentleigh Ea		151.00
	27/04/2026	PC034165	ASSETLABEL MOORABBIN		954.36
	13/04/2026	PC034178	DIGITAL PACIFIC PTY LT SYDNEY		89.51
	13/04/2026	PC034184	Microsoft-G151540461 Sydney		212.17

## Purchase Card Transactions

Statement Date between 28-Mar-2026 and 28-Apr-2026

<i>Description</i>	<i>Statement Date</i>	<i>Reference</i>	<i>Narrative</i>	<i>Expense Type</i>	<i>Amount</i>
				<b>Total</b>	<b>2,680.84</b>
<b>Principal Solicitor &amp; Coordinator</b>					
	2/04/2026	PC033983	KMART Mulgrave	General Expense	77.00
	15/04/2026	PC034034	SHREDDING SERVICES KOGARAH		93.50
	7/04/2026	PC034080	FKF NG PTY LTD WEST PERTH		445.00
				<b>Total</b>	<b>615.50</b>
<b>Waste Minimisation Officer</b>					
	30/03/2026	PC033946	WALGA EVENTS WEST LEEDERV	General Expense	200.00
	2/04/2026	PC033994	ROSTER ELF PTY LTD MOUNT HAWTHO	General Expense	114.40
	9/04/2026	PC034004	OFFICEWORKS 0616 O'CONNOR	General Expense	14.00
	9/04/2026	PC034009	COLES 7545 HILTON	General Expense	400.00
	10/04/2026	PC034012	DWER - WATER PERTH	General Expense	347.60
	14/04/2026	PC034017	LIBERTY OCONNOR O'CONNOR	General Expense	10.00
	14/04/2026	PC034024	EZI*CULLEYS TEA ROOM Kardinya	General Expense	221.00
	15/04/2026	PC034029	DAVID GRAYS OCONNOR	General Expense	34.50
	15/04/2026	PC034036	MANIAX Fremantle Fremantle	General Expense	56.21
	15/04/2026	PC034037	HC Urban Winery Fremantle	General Expense	50.00
	21/04/2026	PC034116	AMAZON MARKETPLACE AU SYDNEY	General Expense	23.00
	22/04/2026	PC034127	SP 166 RAILWAY PARADE WEST LEEDERV	General Expense	14.14
	22/04/2026	PC034131	TRANSMITSMS.COM 60 CARRINGTO	General Expense	203.80
	13/04/2026	PC034172	SQ *JACKED UP COFFEE TRAI O'Connor	General Expense	38.50
	13/04/2026	PC034175	COLES 7545 HILTON	General Expense	16.67
	13/04/2026	PC034191	WASTE MANAGEMENT BURWOOD	General Expense	121.56
				<b>Total</b>	<b>1,865.38</b>
<b>Team Leader Recreation Services</b>					
	30/03/2026	PC033943	MORLEY CANVAS BAYSWATER		500.00
	31/03/2026	PC033962	SQ *CASE STORE PTY LTD 1800595310		215.90
	31/03/2026	PC033964	OFFICEWORKS 0604 FREMANTLE		178.00
	14/04/2026	PC034020	CHEMIST WAREHOUSE FREMANTLE		79.99

## Purchase Card Transactions

Statement Date between 28-Mar-2026 and 28-Apr-2026

Description	Statement Date	Reference	Narrative	Expense Type	Amount
	15/04/2026	PC034039	OFFICEWORKS Bentleigh Ea		469.60
	23/04/2026	PC034141	RLSSWA MOUNT CLAREM		179.00
<b>Total</b>					<b>1,622.49</b>
<b>Library Manager</b>					
	30/03/2026	PC033940	SHEPHERDS NEWSAGENCY FREMANTLE	Subscriptions and Membership Fees	59.96
	1/04/2026	PC033974	KMART Mulgrave	Printing , Stationary and Postage	7.50
	2/04/2026	PC033990	OFFICEWORKS Bentleigh Ea	Printing , Stationary and Postage	279.80
	2/04/2026	PC033995	NEWS PTY LIMITED SURRY HILLS	Subscriptions and Membership Fees	104.00
	8/04/2026	PC033998	B2B-Promo Experts Group SBalmain	Materials and Supplies	517.14
	8/04/2026	PC033999	WANEWSDTI OSBORNE PARK	Subscriptions and Membership Fees	345.60
	14/04/2026	PC034016	TEBEX.ORG London	Subscriptions and Membership Fees	15.90
	15/04/2026	PC034028	POST FREMANTLE POST SH FREMANTLE	Printing , Stationary and Postage	44.60
	7/04/2026	PC034047	WP*WORDPRESS SPNLZKTTN MELBOURNE	Software Licences and Hosting	5.50
	7/04/2026	PC034051	SHEPHERDS NEWSAGENCY FREMANTLE	Subscriptions and Membership Fees	46.97
	20/04/2026	PC034110	SHEPHERDS NEWSAGENCY FREMANTLE	Subscriptions and Membership Fees	59.96
	21/04/2026	PC034115	COLES 7544 FREMANTLE	Catering - Office Meeting/Workshop	47.98
	21/04/2026	PC034117	COLES 7544 FREMANTLE	Catering - Office Meeting/Workshop	22.18
	21/04/2026	PC034120	WAREQUIP SOLUTIONS PTY LTWEST FOOTSCR	Materials and Supplies	374.00
	22/04/2026	PC034125	POST FREMANTLE POST SH FREMANTLE	Office Supplies	22.30
	23/04/2026	PC034138	KMART Mulgrave	Office Supplies	74.00
	23/04/2026	PC034140	LIQUORLAND 2400 FREMANTLE	Catering - Office Meeting/Workshop	207.00
	23/04/2026	PC034142	KITCHEN WAREHOUSE NORTH FREMAN	Office Supplies	119.90

## Purchase Card Transactions

Statement Date between 28-Mar-2026 and 28-Apr-2026

Description	Statement Date	Reference	Narrative	Expense Type	Amount
	27/04/2026	PC034161	SHEPHERDS NEWSAGENCY FREMANTLE	Subscriptions and Membership Fees	47.97
<b>Total</b>					<b>2,387.26</b>
<b>Manager Field Services</b>					
	9/04/2026	PC034008	DEPT OF LOCAL GOVERNME CANNINGTON		1,200.00
	14/04/2026	PC034018	KATHMANDU PTY LTD FREMANTLE		100.00
	14/04/2026	PC034021	KATHMANDU PTY LTD FREMANTLE		56.99
	14/04/2026	PC034025	KATHMANDU PTY LTD FREMANTLE		199.00
	14/04/2026	PC034027	KATHMANDU PTY LTD FREMANTLE		109.30
	15/04/2026	PC034030	LANDGATE MIDLAND		32.60
	16/04/2026	PC034043	OFFICEWORKS 0604 FREMANTLE		33.10
	7/04/2026	PC034089	KATHMANDU PTY LTD FREMANTLE		195.30
	7/04/2026	PC034091	DEPT OF JUSTICE-CTG PA PERTH		194.30
	22/04/2026	PC034124	OFFICEWORKS 0604 FREMANTLE		33.00
	28/04/2026	PC034193	PETBARN OCONNOR		65.72
<b>Total</b>					<b>2,219.31</b>
<b>Director City Business</b>					
	30/03/2026	PC033931	CAMPAIGNMONITOR 0285187100	Advertising and Promotions	37.93
	30/03/2026	PC033932	CAMPAIGNMONITOR 0285187100	Advertising and Promotions	37.88
	31/03/2026	PC033960	CAMPAIGNMONITOR 0285187100	Advertising and Promotions	503.86
	9/04/2026	PC034003	CAMPAIGNMONITOR 0285187100	Advertising and Promotions	37.35
	15/04/2026	PC034040	SQ *CULLEYS TEA ROOMS Fremantle		109.51
	7/04/2026	PC034060	CPP CONVENTION CENTRE PERTH		24.23
	7/04/2026	PC034067	TOURISMOUN 0894160700	Training and Professional Development	98.00
	7/04/2026	PC034094	Google CLOUD 8WzDZR Sydney		154.89
	17/04/2026	PC034104	OFFICEWORKS Bentleigh Ea	Parking Expenses	250.00
	20/04/2026	PC034108	SQ *HUSH SPECIALTY COFFEEFremantle		13.90
	24/04/2026	PC034144	CAMPAIGNMONITOR 0285187100	Advertising and Promotions	36.63
	24/04/2026	PC034152	JE FLYNN PTY LTD FREMANTLE		400.00

## Purchase Card Transactions

Statement Date between 28-Mar-2026 and 28-Apr-2026

<i>Description</i>	<i>Statement Date</i>	<i>Reference</i>	<i>Narrative</i>	<i>Expense Type</i>	<i>Amount</i>
				<b>Total</b>	<b>1,704.18</b>
<b>Governance Manager</b>					
	30/03/2026	PC033939	SUBWAY FREMANTLE 21234 FREMANTLE	Catering - Office	65.00
	13/04/2026	PC034174	WANEWSDTI OSBORNE PARK	Meeting/Workshop Subscriptions and Membership Fees	32.00
				<b>Total</b>	<b>97.00</b>
<b>Manager People and Culture</b>					
	31/03/2026	PC033961	COSTCO WHOLESALE AUSTR CASUARINA	Catering - Office	239.88
	1/04/2026	PC033970	POST FREMANTLE POST SH FREMANTLE	Meeting/Workshop FBT Gifts Incentives (Employee Awards)	55.95
	2/04/2026	PC033986	TOASTMASTERS OTHER 1111111111 CO	Subscriptions and Membership Fees	1,419.41
	20/04/2026	PC034113	POST FREMANTLE POST SH FREMANTLE		567.85
	22/04/2026	PC034122	OFFICEWORKS 0604 FREMANTLE		40.50
	23/04/2026	PC034135	ST JOHN AMBULANCE AUST BELMONT		89.00
	27/04/2026	PC034164	FASTCOURIER.COM.AU NORTH SYDNEY		51.44
	28/04/2026	PC034195	COSTCO WHOLESALE AUSTR CASUARINA		131.96
				<b>Total</b>	<b>2,595.99</b>
<b>Manager Building, Facilities and Sustainable Services</b>					
	23/04/2026	PC034139	DEFT*AR PERTH SYDNEY	General Expense	1,245.40
	27/04/2026	PC034166	WESTERN POWER PERTH	General Expense	498.91
				<b>Total</b>	<b>1,744.31</b>
<b>Creative Programs Lead</b>					
	31/03/2026	PC033951	SALVOS STORES O'CONNOR	General Expense	6.00
	31/03/2026	PC033955	STC - WA O'Connor O'Connor	General Expense	20.00
	31/03/2026	PC033956	CHEMIST WAREHOUSE FREMANTLE	General Expense	17.98
	31/03/2026	PC033957	TARGET 5036 FREMANTLE	General Expense	16.00
	31/03/2026	PC033958	COLES 7544 FREMANTLE	General Expense	10.40

## Purchase Card Transactions

Statement Date between 28-Mar-2026 and 28-Apr-2026

Description	Statement Date	Reference	Narrative	Expense Type	Amount
	31/03/2026	PC033965	YACHT GROT 1985 PL FREMANTLE	General Expense	115.00
	2/04/2026	PC033976	ZLR*Chemist Discount Ce Fremantle	General Expense	7.48
	2/04/2026	PC033980	IGA FREMANTLE FREMANTLE	General Expense	13.96
	2/04/2026	PC033982	HUGHES Fitzroy	General Expense	99.00
	2/04/2026	PC033993	HUGHES Fitzroy	General Expense	117.18
	9/04/2026	PC034001	BP WESTGATE 6220 FREMANTLE	General Expense	8.47
	9/04/2026	PC034005	Reddy Express 6917 Perth South		11.64
	9/04/2026	PC034006	BP WESTGATE 6220 FREMANTLE	General Expense	94.99
	9/04/2026	PC034007	BP WESTGATE 6220 FREMANTLE	General Expense	75.78
	9/04/2026	PC034011	BP WESTGATE 6220 FREMANTLE	General Expense	203.38
	14/04/2026	PC034026	HUGHES Fitzroy	General Expense	124.18
	7/04/2026	PC034048	RED DOT STORES FREMANTLE		2.99
	7/04/2026	PC034058	Spotify P4117FE59F Sydney	General Expense	27.99
	7/04/2026	PC034059	HARU SUSHI N BENTO FREMANTLE	General Expense	27.60
	7/04/2026	PC034063	HH SUBIACO PTY LTD FREMANTLE		18.00
	7/04/2026	PC034065	LIQUORLAND 2400 FREMANTLE	General Expense	15.00
	7/04/2026	PC034066	TARGET 5036 FREMANTLE		15.00
	7/04/2026	PC034072	IGA FREMANTLE FREMANTLE		68.00
	7/04/2026	PC034073	HH SUBIACO PTY LTD FREMANTLE		66.00
	7/04/2026	PC034074	CHEMIST WAREHOUSE FREMANTLE		64.44
	7/04/2026	PC034093	COLES 7544 FREMANTLE	General Expense	158.55
	7/04/2026	PC034097	BUNNINGS 453000 O'CONNOR		126.31
	24/04/2026	PC034145	OFFICEWORKS 0604 FREMANTLE	General Expense	36.00
	24/04/2026	PC034149	OFFICEWORKS 0604 FREMANTLE	General Expense	80.00
	24/04/2026	PC034156	OFFICEWORKS 0604 FREMANTLE	General Expense	263.90
	13/04/2026	PC034186	HUGHES Fitzroy	General Expense	167.20
<b>Total</b>					<b>2,078.42</b>
<b>Operations &amp; Production Lead</b>					
	1/04/2026	PC033968	BP WESTGATE 6220 FREMANTLE	General Expense	13.12
	10/04/2026	PC034014	Woolworths Online Bella Vista	General Expense	199.80

## Purchase Card Transactions

Statement Date between 28-Mar-2026 and 28-Apr-2026

Description	Statement Date	Reference	Narrative	Expense Type	Amount
	7/04/2026	PC034057	Woolworths Online Bella Vista	General Expense	28.25
	7/04/2026	PC034083	ROLLD - FREMANTLE CATE PIARA WATERS	General Expense	326.22
	7/04/2026	PC034086	Woolworths Online Bella Vista	General Expense	265.80
	7/04/2026	PC034088	EZI*CULLEYS TEA ROOM Kardinya	General Expense	203.00
	7/04/2026	PC034090	SUBWAY FREMANTLE 21234 FREMANTLE	General Expense	195.00
	7/04/2026	PC034095	Dominos Estore East Fremadominos.com.	General Expense	154.03
	17/04/2026	PC034105	THE LAUNDRY LADY PTY L BARINGA	General Expense	140.10
	13/04/2026	PC034180	SOUTH FREQ FRESH PTY SOUTH FREMAN	General Expense	67.04
	13/04/2026	PC034185	THE LAUNDRY LADY PTY L BARINGA	General Expense	179.15
	13/04/2026	PC034190	PEACHES FRESH FOOD M SOUTH FREMAN	General Expense	145.36
<b>Total</b>					<b>1,916.87</b>
<b>Director Creative Arts and Community</b>					
	30/03/2026	PC033945	POST FREMANTLE POST SH FREMANTLE	Application, Licence and Registration	212.00
<b>Total</b>					<b>212.00</b>
<b>Audience and Engagement Lead</b>					
	30/03/2026	PC033937	FACEBK *NE6UAGDT92 fb.me/ads		84.70
	30/03/2026	PC033938	FACEBK *ETLZUG9T92 fb.me/ads		84.70
	2/04/2026	PC033979	Spotify P40FC83C26 Sydney	Subscriptions and Membership Fees	22.99
	15/04/2026	PC034032	FACEBK *VS9PGJ9T92 fb.me/ads		19.05
	7/04/2026	PC034052	Canva* 04839-0389581 Sydney		40.50
	7/04/2026	PC034068	FACEBK *LYGUCGMT92 fb.me/ads		84.70
	7/04/2026	PC034069	FACEBK *99V66G5U92 fb.me/ads		84.70
	7/04/2026	PC034075	FACEBK *4K4SEJHT92 fb.me/ads		50.60
	7/04/2026	PC034076	FACEBK *ZLM3AHD92 fb.me/ads		50.60
	7/04/2026	PC034078	CAMPAIGNMONITOR 0285187100	Advertising and Promotions	992.85
	21/04/2026	PC034119	POSTMARKAPP.COM POSTMARKAPP.IL	Subscriptions and Membership Fees	17.04
	23/04/2026	PC034137	ZETTAGRID PTY LTD PERTH	Subscriptions and Membership Fees	79.00

## Purchase Card Transactions

Statement Date between 28-Mar-2026 and 28-Apr-2026

Description	Statement Date	Reference	Narrative	Expense Type	Amount
	23/04/2026	PC034143	FACEBK *M75P8K5T92 fb.me/ads		111.10
	27/04/2026	PC034168	FACEBK *KWQCSKRT92 fb.me/ads		111.10
	27/04/2026	PC034169	FACEBK *YQF5QK9T92 fb.me/ads		111.10
	27/04/2026	PC034170	FACEBK *NFBLGJZT92 fb.me/ads		111.10
	28/04/2026	PC034196	FACEBK *MVHNXK9T92 fb.me/ads		111.10
<b>Total</b>					<b>2,166.93</b>
<b>Director Planning, Place and Urban Development</b>					
	2/04/2026	PC033975	EasyPark PRAHRAN	Parking Expenses	7.80
	23/04/2026	PC034134	CPP HIS MAJESTYS PERTH		13.12
<b>Total</b>					<b>20.92</b>
<b>Supervisor Parks and Landscape</b>					
	7/04/2026	PC034085	SQ *AUSNET INDUSTRIES O'connor	General Expense	275.00
	20/04/2026	PC034109	CREATION LANDSCAPE SUP NORTH FREMAN	General Expense	95.00
	20/04/2026	PC034111	AMAZON MARKETPLACE AU SYDNEY	General Expense	55.66
	13/04/2026	PC034182	SPRAYER SPARES PTY LTD BALCATT	General Expense	718.30
	13/04/2026	PC034187	BLACKWOODS MACQUARIEPAR	General Expense	157.52
<b>Total</b>					<b>1,301.48</b>
<b>Manager of Arts</b>					
	30/03/2026	PC033948	AIR FRANCE 0574236803235SYDNEY	General Expense	170.00
	14/04/2026	PC034022	SOUTH BEACH CYCLES SOUTH FREMAN	General Expense	720.00
	7/04/2026	PC034050	DROPBOX*SV2HCLTZTBMW D02FD79	General Expense	48.99
	7/04/2026	PC034053	IGA FREMANTLE FREMANTLE	General Expense	37.47
	7/04/2026	PC034062	IGA FREMANTLE FREMANTLE	General Expense	22.70
	7/04/2026	PC034071	IGA FREMANTLE FREMANTLE	General Expense	71.94
	7/04/2026	PC034081	ALH VENUES/64 SOUTH TCE FREMANTLE	General Expense	398.80
	24/04/2026	PC034154	ISSUU 8444778800 CA	General Expense	356.32
<b>Total</b>					<b>1,826.22</b>
<b>Commercial Parking Officer</b>					

## Purchase Card Transactions

Statement Date between 28-Mar-2026 and 28-Apr-2026

Description	Statement Date	Reference	Narrative	Expense Type	Amount
	30/03/2026	PC033928	CITY OF FREMANTLE FREMANTLE	Parking Expenses	2.00
	30/03/2026	PC033929	CITY OF FREMANTLE FREMANTLE	Parking Expenses	2.00
	31/03/2026	PC033952	CITY OF FREMANTLE FREMANTLE	Parking Expenses	2.00
	31/03/2026	PC033953	CITY OF FREMANTLE FREMANTLE	Parking Expenses	2.00
	16/04/2026	PC034041	CITY OF FREMANTLE FREMANTLE	Parking Expenses	2.00
	16/04/2026	PC034042	CITY OF FREMANTLE FREMANTLE	Parking Expenses	2.00
	7/04/2026	PC034049	CITY OF FREMANTLE FREMANTLE	Parking Expenses	2.00
	27/04/2026	PC034160	CITY OF FREMANTLE FREMANTLE	Parking Expenses	2.00
				<b>Total</b>	<b>16.00</b>
<b>Facilities Management Support Officer</b>					
	30/03/2026	PC033935	THE LAUNDRY LADY PTY L BARINGA	General Expense	98.96
	9/04/2026	PC034010	PLA* O #63576 PORT ADELAID	General Expense	330.00
	7/04/2026	PC034061	RED DOT STORES FREMANTLE	General Expense	23.92
	17/04/2026	PC034102	DAN MURPHYS ONLINE BELLA VISTA	General Expense	493.96
	17/04/2026	PC034103	SQ *CULLEYS TEA ROOMS Fremantle	General Expense	338.68
				<b>Total</b>	<b>1,285.52</b>
<b>Installations Coordinator</b>					
	2/04/2026	PC033992	SPOTLIGHT MELVILLE MYAREE	General Expense	118.60
	7/04/2026	PC034064	AUSTRALIAN POSTAL CORP...MELBOURNE	General Expense	16.94
	7/04/2026	PC034077	AIRBNB * HME5ZFSJHT 1285203333	General Expense	2,377.59
	7/04/2026	PC034087	SP OZTRAIL LEISURE PRO EAGLE FARM	General Expense	259.98
	24/04/2026	PC034148	SP MEGA MUSIC MYAREE	General Expense	90.00
				<b>Total</b>	<b>2,863.11</b>
<b>Walyalup Aboriginal Cultural Centre Coordinator</b>					
	31/03/2026	PC033963	EZI*CULLEYS TEA ROOM Kardinya	General Expense	206.00
	2/04/2026	PC033977	WOOLWORTHS/WAVERLEY ROAD COOLBELLUP	General Expense	40.00
	9/04/2026	PC034002	COLES 7544 FREMANTLE	General Expense	6.00
				<b>Total</b>	<b>252.00</b>

## Purchase Card Transactions

Statement Date between 28-Mar-2026 and 28-Apr-2026

Description	Statement Date	Reference	Narrative	Expense Type	Amount
<b>Manager Community Development</b>					
	30/03/2026	PC033949	CITY OF FREMANTLE FREMANTLE	General Expense	130.00
	1/04/2026	PC033969	IGA FREMANTLE FREMANTLE	Catering - Office Meeting/Workshop	95.71
	1/04/2026	PC033972	OFFICEWORKS Bentleigh Ea	General Expense	156.00
	2/04/2026	PC033981	CREATESEND/COM SYDNEY SYDNEY	Subscriptions and Membership Fees	11.00
	2/04/2026	PC033988	ROSTER ELF PTY LTD MOUNT HAWTHO	Subscriptions and Membership Fees	643.50
	15/04/2026	PC034033	IGA FREMANTLE FREMANTLE	General Expense	15.58
	7/04/2026	PC034084	Coles Online Hawthorn Eas	General Expense	317.60
	20/04/2026	PC034112	CREATESEND/COM SYDNEY SYDNEY	Subscriptions and Membership Fees	51.16
	20/04/2026	PC034114	Coles Online Hawthorn Eas	General Expense	184.30
	22/04/2026	PC034128	IGA FREMANTLE FREMANTLE	Catering - Civic Functions	99.22
	23/04/2026	PC034132	IGA FREMANTLE FREMANTLE	Catering - Civic Functions	3.99
	23/04/2026	PC034133	IGA FREMANTLE FREMANTLE	Catering - Civic Functions	38.92
	24/04/2026	PC034146	IGA FREMANTLE FREMANTLE		22.38
	24/04/2026	PC034147	RED DOT STORES FREMANTLE	Materials and Supplies	11.96
	24/04/2026	PC034158	RED DOT STORES FREMANTLE	Materials and Supplies	108.92
	13/04/2026	PC034171	BUNNINGS 453000 O'CONNOR	Materials and Supplies	40.88
	13/04/2026	PC034176	IGA FREMANTLE FREMANTLE	Catering - Civic Functions	97.03
	13/04/2026	PC034177	CHEMISTWAREHOUSE ONLINE Preston	General Expense	93.95
	13/04/2026	PC034179	Woolworths Online Bella Vista		69.89
	13/04/2026	PC034181	COLES 7544 FREMANTLE	Catering - Civic Functions	60.00
	13/04/2026	PC034189	SQ *CULLEYS TEA ROOMS Fremantle		149.06
<b>Total</b>					<b>2,401.05</b>
<b>Creative Learning Manager</b>					
	30/03/2026	PC033936	aliexpress North Sydney	Materials and Supplies	93.46
	30/03/2026	PC033941	aliexpress North Sydney	Materials and Supplies	57.27
	1/04/2026	PC033966	KMART Mulgrave	Materials and Supplies	34.00

## Purchase Card Transactions

Statement Date between 28-Mar-2026 and 28-Apr-2026

<i>Description</i>	<i>Statement Date</i>	<i>Reference</i>	<i>Narrative</i>	<i>Expense Type</i>	<i>Amount</i>
	1/04/2026	PC033973	SPOTLIGHT PTY LTD STH MELBOURN	Materials and Supplies	128.60
	14/04/2026	PC034019	BILBY YARNS WILLAGEE		95.00
	7/04/2026	PC034054	KMART Mulgrave		34.00
	27/04/2026	PC034159	BUNNINGS 453000 O'CONNOR		3.97
	27/04/2026	PC034162	WOOLWORTHS/STAMMERS S/C 2PALMYRA		44.30
	28/04/2026	PC034192	BUNNINGS 317000 MELVILLE		93.00
<b>Total</b>					<b>583.60</b>
<b>Grand Total</b>					<b>46,315.23</b>

**City of Fremantle  
Ordinary Meeting of Council - Agenda  
27 May 2026**

**C2605-27.3  
BP Plus Fuel Card - March 2026**

**BP Australia Pty Ltd**  
A.B.N. 53 004 085 616  
GPO Box 1621  
MELBOURNE VIC 3001

CITY OF FREMANTLE  
Attention: Gordon Davies  
PO BOX 807  
FREMANTLE WA 6959



Blank Page

**City of Fremantle  
Ordinary Meeting of Council - Agenda  
27 May 2026**

Australia Pty Ltd  
A.B.N. 53 004 085 616  
GPO Box 1621  
MELBOURNE VIC 3001

**C2605-27.3  
BP Plus Fuel Card - March 2026**

**BP Plus  
Fleet Control Report**

Account Enquiries: BP Accounts Receivable Telephone: 1800 225 527



CITY OF FREMANTLE  
Gordon Davies  
PO BOX 807  
FREMANTLE WA 6959

CITY OF FREMANTLE

Account Number: **0050207122** Customer Number: **0115502034**  
Period Starting: **01/03/2026** Period Ending: **31/03/2026**

Page: 1 of 9  
Date: 31/03/2026

Card Number Vehicle/Driver	Date	Time	Purchase Location	Site No.	Receipt Number	Customer Reference	Product/Service					Odo meter (km)	KM Span	Litres/100km	Cents /km	
							Description	CPL Price	Litres	Total Exc GST (\$)	GST (\$)					Total Inc GST (\$)
7050 15502034 03549 1CTH732 FMP00013 Fremantle C WHITE HINO WATER TRUCK CITY OF FREMANTLE	01/03/26	08:40:26	FREMANTLE	WA	6220	005501	ULP UNM	151.85	33.64	46.44	4.64	51.08	777			
	03/03/26	07:14:27	FREMANTLE	WA	6220	005554	ULP UNM	151.70 P	25.86	35.66	3.57	39.23	93373			
	09/03/26	09:41:54	FREMANTLE	WA	6220	005836	ULP UNM	163.40	26.09	38.75	3.88	42.63	777			
	11/03/26	07:42:18	FREMANTLE	WA	6220	005936	ULP UNM	163.40	16.82	24.98	2.50	27.48	7777			
	12/03/26	06:17:35	FREMANTLE	WA	6220	005979	ULP UNM	163.40	10.11	15.02	1.50	16.52	777			
	14/03/26	10:03:10	FREMANTLE	WA	6220	006094	ULP UNM	163.40	44.25	65.73	6.57	72.30	521			
	15/03/26	09:07:45	FREMANTLE	WA	6220	006129	ULP UNM	163.40	15.21	22.59	2.26	24.85	777			
	16/03/26	07:22:13	FREMANTLE	WA	6220	006153	ULP UNM	199.17	7.04	12.75	1.27	14.02	560			
	19/03/26	07:31:18	FREMANTLE	WA	6220	006297	ULP UNM	199.17	30.62	55.45	5.54	60.99	93596			
	21/03/26	07:29:51	FREMANTLE	WA	6220	006387	ULP UNM	199.17	22.17	40.15	4.01	44.16	93602	6	369.5	736.0
	23/03/26	07:38:38	FREMANTLE	WA	6220	006447	ULP UNM	220.74	20.96	42.06	4.21	46.27	777			
	24/03/26	10:04:47	FREMANTLE	WA	6220	006519	ULP UNM	220.74	21.50	43.15	4.31	47.46	777			
	27/03/26	07:55:00	FREMANTLE	WA	6220	006686	ULP UNM	220.74	25.85	51.87	5.19	57.06	93701			
	29/03/26	07:21:15	FREMANTLE	WA	6220	006755	ULP UNM	220.74	17.08	34.27	3.43	37.70	777			
						M/S		317.20	528.87	52.88	581.75					
						<b>TOTAL</b>	<b>THIS PERIOD</b>	<b>317.20</b>	<b>528.87</b>	<b>52.88</b>	<b>581.75</b>		<b>6</b>	<b>5266.7</b>	<b>9696.8</b>	
							<b>YEAR TO DATE</b>	976.32	1,442.80	144.25	1,587.05		3635	26.9	43.7	
7050 15502034 03523 1CUP625 WHITE ISUZU CLEANER TRUCK	04/03/26	10:30:30	FREMANTLE	WA	6220	005630	ULP UNM	156.34	20.89	29.69	2.97	32.66	926			
	06/03/26	07:41:13	FREMANTLE	WA	6220	005723	ULP UNM	156.34	10.88	15.46	1.55	17.01	129529			
	08/03/26	09:12:01	FREMANTLE	WA	6220	005802	ULP UNM	156.34	26.94	38.29	3.83	42.12	777			
	09/03/26	05:19:25	FREMANTLE	WA	6220	005826	ULP UNM	163.40	7.54	11.20	1.12	12.32	777			
	10/03/26	07:06:17	FREMANTLE	WA	6220	005877	ULP UNM	163.40	4.96	7.36	0.74	8.10	777			
	13/03/26	13:43:55	FREMANTLE	WA	6220	006067	ULP UNM	163.40	10.83	16.09	1.61	17.70	129710			
						M/S		82.04	118.09	11.82	129.91					
						<b>TOTAL</b>	<b>THIS PERIOD</b>	<b>82.04</b>	<b>118.09</b>	<b>11.82</b>	<b>129.91</b>					
							<b>YEAR TO DATE</b>	297.67	419.12	41.92	461.04					
7050 90000764 78980 1DOH337 Fremantle C TITAN LINE MARKER CITY OF FREMANTLE	05/03/26	09:46:47	FREMANTLE	WA	6220	005677	ULP UNM	156.34	5.95	8.45	0.85	9.30	0			
						M/S		5.95	8.45	0.85	9.30					
						<b>TOTAL</b>	<b>THIS PERIOD</b>	<b>5.95</b>	<b>8.45</b>	<b>0.85</b>	<b>9.30</b>					
							<b>YEAR TO DATE</b>	5.95	8.45	0.85	9.30					
7050 15502034 03176 1DSG385 FLU34008	03/03/26	15:04:09	FREMANTLE	WA	6220	005586	ULT DSL	172.90	45.69	71.82	7.18	79.00	102986			
	23/03/26	09:18:24	FREMANTLE	WA	6220	006458	ULT DSL	266.53	55.11	133.54	13.35	146.89	103475	489	11.3	30.0

Go paperless and receive your invoices and statements via email. Provide your BP Plus account number along with your email address to [aucustcare@bp.com](mailto:aucustcare@bp.com) and our team will help you make the switch. If you have paid your account via credit card, your Service Fee will appear on your summary Tax Invoice.

**Please Note:** if you are disputing a transaction, this needs to be lodged in writing within 30 days from the date of issue of this Fleet Control Report.

**City of Fremantle**  
**Ordinary Meeting of Council - Agenda**  
**27 May 2026**

Australia Pty Ltd  
A.B.N. 53 004 085 616  
GPO Box 1621  
MELBOURNE VIC 3001

**C2605-27.3**  
**BP Plus Fuel Card - March 2026**

**BP Plus**  
**Fleet Control Report**

Account Enquiries: BP Accounts Receivable Telephone: 1800 225 527



CITY OF FREMANTLE  
Gordon Davies  
PO BOX 807  
FREMANTLE WA 6959

CITY OF FREMANTLE

Account Number: **0050207122** Customer Number: **0115502034**  
Period Starting: **01/03/2026** Period Ending: **31/03/2026**

Page: 2 of 9  
Date: 31/03/2026

Card Number Vehicle/Driver	Date	Time	Purchase Location	Site No.	Receipt Number	Customer Reference	Product/Service					Odo meter (km)	KM Span	Litres/100km	Cents /km	
							Description	CPL Price	Litres	Total Exc GST (\$)	GST (\$)					Total Inc GST (\$)
WHITE MITSUBISHI TRITON							DIESEL	100.80	205.36	20.53	225.89					
							<b>TOTAL</b>	<b>THIS PERIOD</b>	<b>100.80</b>	<b>205.36</b>	<b>20.53</b>	<b>225.89</b>		<b>489</b>	<b>20.6</b>	<b>46.2</b>
							<b>YEAR TO DATE</b>	<b>285.97</b>	<b>485.25</b>	<b>48.53</b>	<b>533.78</b>		<b>917</b>	<b>31.2</b>	<b>58.2</b>	
7050 15502034 02590 1DVL729 FLU34009 WHITE FORD RANGER	09/03/26 26/03/26	09:58:30 10:05:46	FREMANTLE FREMANTLE	WA WA	6220 6220	005838 006639	ULT DSL ULT DSL	183.65 266.53	67.00 59.70	111.85 144.65	11.19 14.47	123.04 159.12	130818 131339	597 521	11.2 11.5	20.6 30.5
							DIESEL	126.70	256.50	25.66	282.16					
							<b>TOTAL</b>	<b>THIS PERIOD</b>	<b>126.70</b>	<b>256.50</b>	<b>25.66</b>	<b>282.16</b>		<b>1118</b>	<b>11.3</b>	<b>25.2</b>
							<b>YEAR TO DATE</b>	<b>254.38</b>	<b>449.93</b>	<b>45.01</b>	<b>494.94</b>		<b>2166</b>	<b>11.7</b>	<b>22.9</b>	
7050 15502034 03473 1DWC368 WHITE HINO PUMP	05/03/26 11/03/26 17/03/26 20/03/26 25/03/26 26/03/26	09:59:06 09:56:09 08:08:00 08:10:21 11:39:22 13:34:00	FREMANTLE FREMANTLE FREMANTLE FREMANTLE FREMANTLE FREMANTLE	WA WA WA WA WA WA	6220 6220 6220 6220 6220 6220	005679 005949 006200 006350 006595 006659	ULP UNM ULP UNM ULP UNM ULP UNM ULP UNM ULP UNM	156.34 163.40 199.17 199.17 220.74 220.74	10.01 10.24 10.02 11.76 45.47 10.59	14.23 15.21 18.15 21.29 91.25 21.25	1.42 1.52 1.81 2.13 9.12 2.13	15.65 16.73 19.96 23.42 100.37 23.38	0 0 0 0 0 0			
							M/S	98.09	181.38	18.13	199.51					
							<b>TOTAL</b>	<b>THIS PERIOD</b>	<b>98.09</b>	<b>181.38</b>	<b>18.13</b>	<b>199.51</b>				
							<b>YEAR TO DATE</b>	<b>198.93</b>	<b>321.48</b>	<b>32.13</b>	<b>353.61</b>					
7050 90000767 99724 1EHV262 FLV37003 Fremant C WHITE HYUNDAI ILOAD CITY OF FREMANTLE	18/03/26	10:51:44	FREMANTLE	WA	6220	006263	ULT DSL	240.75	72.55	158.78	15.88	174.66	0			
							DIESEL	72.55	158.78	15.88	174.66					
							<b>TOTAL</b>	<b>THIS PERIOD</b>	<b>72.55</b>	<b>158.78</b>	<b>15.88</b>	<b>174.66</b>				
							<b>YEAR TO DATE</b>	<b>196.91</b>	<b>347.51</b>	<b>34.76</b>	<b>382.27</b>					
7050 15502034 03135 1EIS316 FLS31011 WHITE TOYOTA COROLLA	12/03/26 24/03/26	11:09:18 08:08:04	FREMANTLE FREMANTLE	WA WA	6220 6220	005991 006507	ULP UNM ULP UNM	163.40 220.74	28.17 28.12	41.85 56.43	4.18 5.64	46.03 62.07	777 105755			

**City of Fremantle**  
**Ordinary Meeting of Council - Agenda**  
**27 May 2026**

Australia Pty Ltd  
A.B.N. 53 004 085 616  
GPO Box 1621  
MELBOURNE VIC 3001

**C2605-27.3**  
**BP Plus Fuel Card - March 2026**

**BP Plus**  
**Fleet Control Report**

Account Enquiries: BP Accounts Receivable Telephone: 1800 225 527



CITY OF FREMANTLE  
Gordon Davies  
PO BOX 807  
FREMANTLE WA 6959

CITY OF FREMANTLE

Account Number: **0050207122** Customer Number: **0115502034**  
Period Starting: **01/03/2026** Period Ending: **31/03/2026**

Page: 3 of 9  
Date: 31/03/2026

Card Number Vehicle/Driver	Date	Time	Purchase Location	Site No.	Receipt Number	Customer Reference	Product/Service					Odo meter (km)	KM Span	Litres/100km	Cents /km	
							Description	CPL Price	Litres	Total Exc GST (\$)	GST (\$)					Total Inc GST (\$)
7050 15502034 02202 1ENW434 FLD26004 WHITE CLORADO DUEL CAB	05/03/26	08:27:16	FREMANTLE	WA	6220	005669	M/S		56.29	98.28	9.82	108.10				
							<b>TOTAL</b>		<b>56.29</b>	<b>98.28</b>	<b>9.82</b>	<b>108.10</b>				
							<b>THIS PERIOD</b>									
							<b>YEAR TO DATE</b>	193.59	287.75	28.77	316.52		352	55.0	89.9	
							ULT DSL	172.90	67.73	106.45	10.65	117.10	219428			
							DIESEL		67.73	106.45	10.65	117.10				
							<b>TOTAL</b>		<b>67.73</b>	<b>106.45</b>	<b>10.65</b>	<b>117.10</b>				
							<b>THIS PERIOD</b>	67.73	106.45	10.65	117.10					
							<b>YEAR TO DATE</b>	67.73	106.45	10.65	117.10					
7050 15502034 02236 1EOH691 FLD26005 WHITE HOLDEN COLORADO DUEL	04/03/26	11:06:54	FREMANTLE	WA	6220	005634	ULT DSL	172.90	74.61	117.27	11.73	129.00	103169	680	11.0	19.0
							ULT DSL	266.53	74.25	179.91	17.99	197.90	103778	609	12.2	32.5
							DIESEL		148.86	297.18	29.72	326.90				
							<b>TOTAL</b>	<b>THIS PERIOD</b>	<b>148.86</b>	<b>297.18</b>	<b>29.72</b>	<b>326.90</b>		<b>1288</b>	<b>11.5</b>	<b>25.4</b>
							<b>YEAR TO DATE</b>	298.69	523.59	52.36	575.95		2610	11.4	22.1	
7050 15502034 02269 1EOV191 FLU34014 WHITE COLORADO UTE	21/03/26	14:31:40	FREMANTLE	WA	6220	006398	ULT DSL	240.75	62.10	135.92	13.59	149.51	9553			
							DIESEL		62.10	135.92	13.59	149.51				
							<b>TOTAL</b>		<b>62.10</b>	<b>135.92</b>	<b>13.59</b>	<b>149.51</b>				
							<b>THIS PERIOD</b>	62.10	135.92	13.59	149.51					
							<b>YEAR TO DATE</b>	178.03	310.16	31.01	341.17		655	27.2	52.1	
7050 15502034 03432 1EOV412 TOYOTA COROLLA SEDAN	04/03/26	07:23:58	SOUTH FREMANTLE	WA	9802	001103	U/LP UNM	156.34	21.37	30.37	3.04	33.41	0			
							U/LP UNM	163.40	12.76	18.95	1.90	20.85	0			
							U/LP UNM	163.40	27.56	40.94	4.09	45.03	0			
							U/LP UNM	199.17	20.84	37.74	3.77	41.51	0			
							M/S		82.53	128.00	12.80	140.80				
							<b>TOTAL</b>	<b>THIS PERIOD</b>	<b>82.53</b>	<b>128.00</b>	<b>12.80</b>	<b>140.80</b>				
							<b>YEAR TO DATE</b>	211.66	307.97	30.79	338.76					
7050 15502034 02293 1EOD896 FLU34016	01/03/26	09:42:30	FREMANTLE	WA	6220	005502	ULT DSL	168.62	60.68	93.02	9.30	102.32	777			
							ULT DSL	183.65	3.78	6.31	0.63	6.94	160897			

**City of Fremantle  
Ordinary Meeting of Council - Agenda  
27 May 2026**

City of Fremantle Australia Pty Ltd  
A.B.N. 53 004 085 616  
GPO Box 1621  
MELBOURNE VIC 3001

**C2605-27.3  
BP Plus Fuel Card - March 2026**

**BP Plus  
Fleet Control Report**

Account Enquiries: BP Accounts Receivable Telephone: 1800 225 527



CITY OF FREMANTLE  
Gordon Davies  
PO BOX 807  
FREMANTLE WA 6959

CITY OF FREMANTLE

Account Number: **0050207122** Customer Number: **0115502034**  
Period Starting: **01/03/2026** Period Ending: **31/03/2026**

Page: 4 of 9  
Date: 31/03/2026

Card Number Vehicle/Driver	Date	Time	Purchase Location		Site No.	Receipt Number	Customer Reference	Product/Service					Odo meter (km)	KM Span	Litres/100km	Cents /km			
								Description	CPL Price	Litres	Total Exc GST (\$)	GST (\$)					Total Inc GST (\$)		
WHITE COLORADO UTE	11/03/26	07:30:38	FREMANTLE	WA	6220	005935		ULT DSL	183.65	57.64	96.23	9.62	105.85	160897					
								DIESEL		122.10	195.56	19.55	215.11						
								<b>TOTAL</b>		<b>THIS PERIOD</b>	<b>122.10</b>	<b>195.56</b>	<b>19.55</b>					<b>215.11</b>	
7050 15502034 02301 1EQD897 FLU34017 WHITE COLORADO UTE	13/03/26	07:06:50	FREMANTLE	WA	6220	006029		ULT DSL	183.65	57.20	95.50	9.55	105.05	777					
								DIESEL		57.20	95.50	9.55	105.05						
								<b>TOTAL</b>		<b>THIS PERIOD</b>	<b>57.20</b>	<b>95.50</b>	<b>9.55</b>					<b>105.05</b>	
7050 15502034 02335 1ERK312 FLD26007 WHITE COLORADO DUEL	06/03/26 11/03/26 24/03/26	13:27:53 18:39:32 10:15:05	SOUTH FREMANTLE	WA	9802	003407		ULT DSL	172.90	73.80	116.00	11.60	127.60	192835	690	10.7	18.5		
			SPEARWOOD	WA	6443	009301		ULT DSL	183.65	28.62	47.78	4.78	52.56	193092	257	11.1	20.5		
			FREMANTLE	WA	6220	006522		ULT DSL	266.53	74.38	180.23	18.02	198.25	777					
								DIESEL		176.80	344.01	34.40	378.41						
								<b>TOTAL</b>		<b>THIS PERIOD</b>	<b>176.80</b>	<b>344.01</b>	<b>34.40</b>					<b>378.41</b>	
										<b>YEAR TO DATE</b>	<b>379.82</b>	<b>653.30</b>	<b>65.32</b>					<b>718.62</b>	
7050 15502034 02376 1ESF018 FLD26008 WHITE COLORADO DUEL CAB	03/03/26 11/03/26 19/03/26 30/03/26	13:11:39 08:17:14 10:24:31 14:37:21	FREMANTLE	WA	6220	005579		ULT DSL	172.90	72.75	114.35	11.43	125.78	261730	659	11.0	19.1		
			FREMANTLE	WA	6220	005941		ULT DSL	183.65	62.00	103.51	10.35	113.86	262330	600	10.3	19.0		
			BIBRA LAKE	WA	7451	089713		ULT DSL	242.75	63.73	140.64	14.06	154.70	262960	630	10.1	24.6		
								ULT DSL	301.69	59.76	163.90	16.39	180.29	264610	1650	3.6	10.9		
								DIESEL		258.24	522.40	52.23	574.63						
								<b>TOTAL</b>		<b>THIS PERIOD</b>	<b>258.24</b>	<b>522.40</b>	<b>52.23</b>						
		<b>YEAR TO DATE</b>	<b>646.06</b>	<b>1,118.14</b>	<b>111.81</b>	<b>1,229.95</b>													
7050 15502034 02467 1EUJ477 fld26009 WHITE COLORADO DUEL CAB	09/03/26 16/03/26 26/03/26	14:08:45 14:28:18 06:08:14	ATTADALE	WA	6188	056181		ULT DSL	185.65	74.73	126.12	12.61	138.73	208846	647	11.6	21.4		
			ATTADALE	WA	6188	056561		ULT DSL	242.75	35.46	78.25	7.83	86.08	209148	302	11.7	28.5		
			ATTADALE	WA	6188	057079		ULT DSL	268.53	45.35	110.71	11.07	121.78	209565	417	10.9	29.2		
								DIESEL		155.54	315.08	31.51	346.59						
								<b>TOTAL</b>		<b>THIS PERIOD</b>	<b>155.54</b>	<b>315.08</b>	<b>31.51</b>					<b>346.59</b>	
										<b>YEAR TO DATE</b>	<b>591.84</b>	<b>977.76</b>	<b>97.78</b>					<b>1,075.54</b>	
7050 15502034 02475 1EVS440 FLU34019	10/03/26	10:35:49	FREMANTLE	WA	6220	005895		ULT DSL	183.65	56.90	95.00	9.50	104.50	6170					

**City of Fremantle**  
**Ordinary Meeting of Council - Agenda**  
**27 May 2026**

Australia Pty Ltd  
A.B.N. 53 004 085 616  
GPO Box 1621  
MELBOURNE VIC 3001

**C2605-27.3**  
**BP Plus Fuel Card - March 2026**

**BP Plus**  
**Fleet Control Report**

Account Enquiries: BP Accounts Receivable Telephone: 1800 225 527



CITY OF FREMANTLE  
Gordon Davies  
PO BOX 807  
FREMANTLE WA 6959

CITY OF FREMANTLE

Account Number: **0050207122** Customer Number: **0115502034**  
Period Starting: **01/03/2026** Period Ending: **31/03/2026**

Page: 5 of 9  
Date: 31/03/2026

Card Number Vehicle/Driver	Date	Time	Purchase Location	Site No.	Receipt Number	Customer Reference	Product/Service					Odo meter (km)	KM Span	Litres/100km	Cents /km	
							Description	CPL Price	Litres	Total Exc GST (\$)	GST (\$)					Total Inc GST (\$)
WHITE COLORADO CAB CHASSIS							DIESEL	56.90	95.00	9.50	104.50					
							<b>TOTAL</b>	<b>THIS PERIOD</b>	<b>56.90</b>	<b>95.00</b>	<b>9.50</b>	<b>104.50</b>				
7050 15502034 02491 1EVT340 flü34020 WHITE COLORADO UTE	11/03/26 25/03/26	07:04:42 08:24:36	FREMANTLE FREMANTLE	WA WA	6220 6220	005931 006583	ULT DSL	183.65	64.30	107.35	10.74	118.09	102428			
							ULT DSL	266.53	65.26	158.13	15.81	173.94	114016			
							DIESEL		129.56	265.48	26.55	292.03				
							<b>TOTAL</b>	<b>THIS PERIOD</b>	<b>129.56</b>	<b>265.48</b>	<b>26.55</b>	<b>292.03</b>				
7050 15502034 02533 1EWA762 FLV37007 WHITE HYUNDAI ILOAD	16/03/26 23/03/26 23/03/26 26/03/26	10:38:04 10:16:19 10:38:40 09:33:44	FREMANTLE FREMANTLE FREMANTLE FREMANTLE	WA WA WA WA	6220 6220 6220 6220	006168 006461 006465 006637	ULT DSL	240.75	19.66	43.03	4.30	47.33	777			
							ULT DSL	266.53	10.00	24.23	2.42	26.65	777			
							ULT DSL	266.53	10.00	24.23	2.42	26.65	777			
							ULT DSL	266.53	66.99	162.32	16.23	178.55	64111			
							DIESEL		106.65	253.81	25.37	279.18				
							<b>TOTAL</b>	<b>THIS PERIOD</b>	<b>106.65</b>	<b>253.81</b>	<b>25.37</b>	<b>279.18</b>				
7050 15502034 03234 1EWW727 FLU34022 WHITE HOLDEN COLORADO	27/03/26	10:12:01	FREMANTLE	WA	6220	006692	ULT DSL	266.53	20.14	48.80	4.88	53.68	37040			
							DIESEL		20.14	48.80	4.88	53.68				
							<b>TOTAL</b>	<b>THIS PERIOD</b>	<b>20.14</b>	<b>48.80</b>	<b>4.88</b>	<b>53.68</b>				
							<b>YEAR TO DATE</b>	<b>173.04</b>	<b>281.97</b>	<b>28.20</b>	<b>310.17</b>			301	57.5	103.0
7050 15502034 02673 1GCW529 FLS31017 WHITE TOYOTA COROLLA HATCH	04/03/26	10:18:38	FREMANTLE	WA	6220	005629	ULP 95 UNM	164.45	33.31	49.80	4.98	54.78	777			
							<b>TOTAL</b>	<b>THIS PERIOD</b>	<b>164.45</b>	<b>33.31</b>	<b>49.80</b>	<b>4.98</b>	<b>54.78</b>			

**City of Fremantle**  
**Ordinary Meeting of Council - Agenda**  
**27 May 2026**

Australia Pty Ltd  
A.B.N. 53 004 085 616  
GPO Box 1621  
MELBOURNE VIC 3001

**C2605-27.3**  
**BP Plus Fuel Card - March 2026**

**BP Plus**  
**Fleet Control Report**

Account Enquiries: BP Accounts Receivable Telephone: 1800 225 527



CITY OF FREMANTLE  
Gordon Davies  
PO BOX 807  
FREMANTLE WA 6959

CITY OF FREMANTLE

Account Number: **0050207122** Customer Number: **0115502034**  
Period Starting: **01/03/2026** Period Ending: **31/03/2026**

Page: 6 of 9  
Date: 31/03/2026

Card Number Vehicle/Driver	Date	Time	Purchase Location	Site No.	Receipt Number	Customer Reference	Product/Service				Odo meter (km)	KM Span	Litres/100km	Cents /km		
							Description	CPL Price	Litres	Total Exc GST (\$)					GST (\$)	Total Inc GST (\$)
7050 15502034 02681 1GCW530 FLS31018 WHITE TOYOTA COROLLA HATCH	03/03/26 13/03/26 20/03/26	08:11:02 06:45:32 08:54:58	SOUTH FREMANTLE SOUTH FREMANTLE SOUTH FREMANTLE	WA WA WA	9802 9802 9802	003285 003610 003827	M/S	33.31	49.80	4.98	54.78					
							<b>TOTAL</b>	<b>33.31</b>	<b>49.80</b>	<b>4.98</b>	<b>54.78</b>					
							<b>THIS PERIOD</b>	<b>95.35</b>	<b>138.41</b>	<b>13.84</b>	<b>152.25</b>		607	15.7	25.1	
							<b>YEAR TO DATE</b>									
							U/LP UNM	151.70 P	28.50	39.30	3.93	43.23	777			
U/LP UNM	163.40	11.51	17.10	1.71	18.81	777										
U/LP UNM	199.17	21.96	39.76	3.98	43.74	777										
7050 15502034 02723 1GEJ136 FLV37008 WHITE FIAT DUBLO VAN	25/03/26	15:40:43	FREMANTLE	WA	6220	006611	M/S	61.97	96.16	9.62	105.78					
							<b>TOTAL</b>	<b>61.97</b>	<b>96.16</b>	<b>9.62</b>	<b>105.78</b>					
							<b>THIS PERIOD</b>	<b>211.45</b>	<b>304.42</b>	<b>30.45</b>	<b>334.87</b>					
							<b>YEAR TO DATE</b>									
							ULT DSL	266.53	33.64	81.51	8.15	89.66	22833	230	14.6	39.0
DIESEL		33.64	81.51	8.15	89.66											
<b>TOTAL</b>	<b>33.64</b>	<b>81.51</b>	<b>8.15</b>	<b>89.66</b>		<b>230</b>	<b>14.6</b>	<b>39.0</b>								
<b>THIS PERIOD</b>	<b>90.16</b>	<b>168.93</b>	<b>16.89</b>	<b>185.82</b>		<b>677</b>	<b>13.3</b>	<b>27.4</b>								
<b>YEAR TO DATE</b>																
7050 15502034 03119 1GIR556 FLV37010 WHITE RENAULT MAXI VAN	11/03/26 26/03/26	07:43:45 13:59:24	FREMANTLE SOUTH FREMANTLE	WA WA	6220 9802	005938 004053	ULT DSL	183.65	53.47	89.27	8.93	98.20	109680	597	9.0	16.4
							ULT DSL	266.53	35.58	86.21	8.62	94.83	110156	476	7.5	19.9
							DIESEL		89.05	175.48	17.55	193.03				
							<b>TOTAL</b>	<b>89.05</b>	<b>175.48</b>	<b>17.55</b>	<b>193.03</b>		<b>1073</b>	<b>8.3</b>	<b>18.0</b>	
							<b>THIS PERIOD</b>	<b>303.52</b>	<b>499.94</b>	<b>50.00</b>	<b>549.94</b>		<b>1602</b>	<b>18.9</b>	<b>34.3</b>	
<b>YEAR TO DATE</b>																
7050 90000779 08423 1HFF087 FLU34015 FREMANTL C WHITE COLORADO CAB CHASSIS CITY OF FREMANTLE	13/03/26	09:14:56	FREMANTLE	WA	6220	006041	ULT DSL	183.65	44.11	73.65	7.36	81.01	115384	306	14.4	26.5

**City of Fremantle  
Ordinary Meeting of Council - Agenda  
27 May 2026**

Australia Pty Ltd  
A.B.N. 53 004 085 616  
GPO Box 1621  
MELBOURNE VIC 3001

**C2605-27.3  
BP Plus Fuel Card - March 2026**

**BP Plus  
Fleet Control Report**

Account Enquiries: BP Accounts Receivable Telephone: 1800 225 527



CITY OF FREMANTLE  
Gordon Davies  
PO BOX 807  
FREMANTLE WA 6959

CITY OF FREMANTLE

Account Number: **0050207122** Customer Number: **0115502034**  
Period Starting: **01/03/2026** Period Ending: **31/03/2026**

Page: 7 of 9  
Date: 31/03/2026

Card Number Vehicle/Driver	Date	Time	Purchase Location	Site No.	Receipt Number	Customer Reference	Product/Service					Odo meter (km)	KM Span	Litres/100km	Cents /km				
							Description	CPL Price	Litres	Total Exc GST (\$)	GST (\$)					Total Inc GST (\$)			
7050 15502034 03481 1HZI809 WHITE ISUZU TRUCK PUMP	03/03/26	09:57:28	FREMANTLE	WA	6220	005564	DIESEL	44.11	73.65	7.36	81.01								
							<b>TOTAL</b>	<b>44.11</b>	<b>73.65</b>	<b>7.36</b>	<b>81.01</b>								
							<b>THIS PERIOD</b>												
							<b>YEAR TO DATE</b>	174.42	270.70	27.07	297.77		306	14.4	28.5				
							UPL UNM	151.70 P	5.95	8.21	0.82	9.03	118727	23	25.4	39.8			
							UPL UNM	156.34	5.85	8.32	0.83	9.15	118750	20	23.5	36.7			
							UPL UNM	156.34	4.70	6.68	0.67	7.35	118770	22	7.4	12.1			
							UPL UNM	156.34	5.17	7.35	0.73	8.08	118792	36	16.4	26.7			
							UPL UNM	163.40	3.92	5.83	0.58	6.41	118845	48	10.7	17.5			
							UPL UNM	163.40	5.89	8.75	0.87	9.62	118881	92	6.0	12.0			
							UPL UNM	163.40	5.14	7.64	0.76	8.40	118929	51	10.4	20.6			
							UPL UNM	199.17	5.55	10.05	1.00	11.05	119021	24	15.8	31.5			
							UPL UNM	199.17	5.28	9.56	0.96	10.52	119072	68	9.0	19.8			
							UPL UNM	199.17	3.80	6.88	0.69	7.57	119096	19	28.1	61.9			
							UPL UNM	220.74	6.11	12.26	1.23	13.49	119164						
UPL UNM	220.74	5.33	10.70	1.07	11.77	119183													
M/S		62.69	102.23	10.21	112.44														
<b>TOTAL</b>	<b>THIS PERIOD</b>	<b>62.69</b>	<b>102.23</b>	<b>10.21</b>	<b>112.44</b>		<b>466</b>	<b>13.7</b>	<b>24.7</b>										
<b>YEAR TO DATE</b>	194.16	284.56	28.46	313.02		1278	15.2	24.5											
7050 90000779 08332 1FR991 FREMANTL C WHITE MITSUBISHI UTE CITY OF FREMANTLE	02/03/26	13:42:21	FREMANTLE	WA	6220	005539	ULT DSL	172.90	53.82	64.59	8.46	93.05	39082	391	13.8	23.8			
							ULT DSL	172.90	60.16	94.56	9.46	104.02	39518	436	13.8	23.9			
							ULT DSL	183.65	38.57	64.39	6.44	70.83	39783	265	14.6	26.7			
							ULT DSL	183.65	31.69	52.91	5.29	58.20	40085	302	10.5	19.3			
							ULT DSL	240.75	40.79	89.27	8.93	98.20	30417						
							ULT DSL	240.75	53.98	118.15	11.81	129.96	40667						
							ULT DSL	266.53	46.71	113.18	11.32	124.50	41012	345	13.5	36.1			
							ULT DSL	301.69	27.37	75.06	7.51	82.57	777						
							DIESEL		353.09	692.11	69.22	761.33							
							<b>TOTAL</b>	<b>THIS PERIOD</b>	<b>353.09</b>	<b>692.11</b>	<b>69.22</b>	<b>761.33</b>		<b>1739</b>	<b>20.3</b>	<b>43.8</b>			
<b>YEAR TO DATE</b>	859.95	1,461.06	146.11	1,607.17		3275	26.3	49.1											
7050 90000779 08175 1FR992 WHITE MITSUBISHI TRITON	05/03/26	15:00:15	FREMANTLE	WA	6220	005699	ULT DSL	172.90	50.01	78.61	7.86	86.47	39600						
							ULT DSL	183.65	54.18	90.45	9.05	99.50	40073	473	11.5	21.0			
							ULT DSL	240.75	46.17	101.05	10.10	111.15	40547	474	9.7	23.4			
							ULT DSL	240.75	34.98	76.55	7.66	84.21	40200						
							ULT DSL	240.75	53.31	129.17	12.92	142.09	41099	899	5.9	15.8			
							ULT DSL	266.53	53.31	129.17	12.92	142.09	41099						

**City of Fremantle**  
**Ordinary Meeting of Council - Agenda**  
**27 May 2026**

Australia Pty Ltd  
A.B.N. 53 004 085 616  
GPO Box 1621  
MELBOURNE VIC 3001

**C2605-27.3**  
**BP Plus Fuel Card - March 2026**

**BP Plus**  
**Fleet Control Report**

Account Enquiries: BP Accounts Receivable Telephone: 1800 225 527



CITY OF FREMANTLE  
Gordon Davies  
PO BOX 807  
FREMANTLE WA 6959

CITY OF FREMANTLE

Account Number: **0050207122** Customer Number: **0115502034**  
Period Starting: **01/03/2026** Period Ending: **31/03/2026**

Page: 8 of 9  
Date: 31/03/2026

Card Number Vehicle/Driver	Date	Time	Purchase Location	Site No.	Receipt Number	Customer Reference	Product/Service					Odo meter (km)	KM Span	Litres/100km	Cents /km	
							Description	CPL Price	Litres	Total Exc GST (\$)	GST (\$)					Total Inc GST (\$)
7050 90000779 08357 11GB255 FLU34021 FREMANTL C WHITE COLORADO 4 X 4 CITY OF FREMANTLE	12/03/26	14:26:27	FREMANTLE	WA	6220	006003	DIESEL	238.65	475.83	47.59	523.42					
							<b>TOTAL</b>	<b>238.65</b>	<b>475.83</b>	<b>47.59</b>	<b>523.42</b>		<b>1846</b>	<b>12.9</b>	<b>28.4</b>	
							<b>THIS PERIOD</b>	<b>856.68</b>	<b>1,410.34</b>	<b>141.05</b>	<b>1,551.39</b>		<b>4704</b>	<b>18.2</b>	<b>33.0</b>	
							<b>YEAR TO DATE</b>									
7050 90000772 10929 11LA229 FREMANTL C WHITE MITSUBISHI TRITON UTE CITY OF FREMANTLE	03/03/26 25/03/26	05:44:16 05:35:34	KARDINYA KARDINYA	WA WA	6207 6207	009252 009538	ULT DSL	183.65	38.51	64.29	6.43	70.72	109866	517	7.4	13.7
							DIESEL	38.51	64.29	6.43	70.72					
							<b>TOTAL</b>	<b>38.51</b>	<b>64.29</b>	<b>6.43</b>	<b>70.72</b>		<b>517</b>	<b>7.4</b>	<b>13.7</b>	
							<b>THIS PERIOD</b>	<b>112.28</b>	<b>176.18</b>	<b>17.62</b>	<b>193.80</b>		<b>1042</b>	<b>10.8</b>	<b>18.6</b>	
7050 90000767 99716 11LL465 FLU34028 Fremantl C WHITE MITSUBISHI TRITON CITY OF FREMANTLE	13/03/26 19/03/26 26/03/26	13:54:55 07:31:48 11:35:20	FREMANTLE FREMANTLE FREMANTLE	WA WA WA	6220 6220 6220	006068 006298 006649	ULT DSL	183.65	34.98	58.40	5.84	64.24	24725	2799	2.2	5.2
							ULT DSL	240.75	60.21	131.78	13.18	144.96	27524			
							ULT DSL	266.53	63.55	153.98	15.40	169.38	25859			
							DIESEL	158.74	344.16	34.42	378.58					
<b>TOTAL</b>	<b>158.74</b>	<b>344.16</b>	<b>34.42</b>	<b>378.58</b>		<b>2799</b>	<b>5.7</b>	<b>13.5</b>								
<b>THIS PERIOD</b>	<b>640.98</b>	<b>1,074.05</b>	<b>107.39</b>	<b>1,181.44</b>												
<b>YEAR TO DATE</b>																
7050 90000772 10812 11MS597 FLV37011 FREMANTL C WHITE HYUNDAI STARIA VAN CITY OF FREMANTLE	16/03/26	08:48:46	FREMANTLE	WA	6220	006157	ULT DSL	240.75	67.95	148.72	14.87	163.59	777			
							<b>TOTAL</b>	<b>240.75</b>	<b>67.95</b>	<b>148.72</b>	<b>14.87</b>	<b>163.59</b>				

**City of Fremantle**  
**Ordinary Meeting of Council - Agenda**  
**27 May 2026**

Australia Pty Ltd  
A.B.N. 53 004 085 616  
GPO Box 1621  
MELBOURNE VIC 3001

**C2605-27.3**  
**BP Plus Fuel Card - March 2026**

**BP Plus**  
**Fleet Control Report**

Account Enquiries: BP Accounts Receivable Telephone: 1800 225 527



CITY OF FREMANTLE  
Gordon Davies  
PO BOX 807  
FREMANTLE WA 6959

CITY OF FREMANTLE

Account Number: **0050207122** Customer Number: **0115502034**  
Period Starting: **01/03/2026** Period Ending: **31/03/2026**

Page: 9 of 9  
Date: 31/03/2026

Card Number Vehicle/Driver	Date	Time	Purchase Location	Site No.	Receipt Number	Customer Reference	Product/Service					Odo meter (km)	KM Span	Litres/100km	Cents /km			
							Description	CPL Price	Litres	Total Exc GST (\$)	GST (\$)					Total Inc GST (\$)		
7050 90000775 36752 11OR459 Fremantle C MITSUBISHI TRITON DUAL CAB CITY OF FREMANTLE	06/03/26 18/03/26 26/03/26	08:49:02 19:22:37 08:44:45	FREMANTLE RIVERTON FREMANTLE	WA WA WA	6220 6186 6220	005729 019313 006635	DIESEL		67.95	148.72	14.87	163.59						
							<b>TOTAL</b>		<b>67.95</b>	<b>148.72</b>	<b>14.87</b>	<b>163.59</b>						
							<b>THIS PERIOD</b>											
							<b>YEAR TO DATE</b>		67.95	148.72	14.87	163.59						
							ULT DSL	172.90	61.48	96.64	9.66	106.30	13317	599	10.3	17.7		
							ULT DSL	240.75	59.51	130.25	13.02	143.27	13900	583	10.2	24.6		
							ULT DSL	266.53	47.73	115.65	11.57	127.22	14434	534	8.9	23.8		
							DIESEL		168.72	342.54	34.25	376.79						
							<b>TOTAL</b>		<b>168.72</b>	<b>342.54</b>	<b>34.25</b>	<b>376.79</b>		<b>1716</b>	<b>9.8</b>	<b>22.0</b>		
							<b>THIS PERIOD</b>											
<b>YEAR TO DATE</b>		535.40	899.88	89.97	989.85		4454	12.0	22.2									
<b>Cost Centre</b>			<b>N/A</b>															
							DIESEL	2969.05	5916.90	591.68	6508.58							
							M/S	800.07	1311.26	131.11	1442.37							
							<b>TOTAL</b>	<b>3,769.12</b>	<b>7,228.16</b>	<b>722.79</b>	<b>7,950.95</b>		<b>20731</b>	<b>18.2</b>	<b>38.4</b>			
							<b>THIS PERIOD</b>											
							<b>YEAR TO DATE</b>	11,325.30	18,481.40	1,848.09	20,329.49		56405	20.1	36.0			
<b>CUSTOMER TOTAL</b>																		
							<b>GRAND TOTAL</b>	<b>3,769.12</b>	<b>7,228.16</b>	<b>722.79</b>	<b>7,950.95</b>		<b>20731</b>	<b>18.2</b>	<b>38.4</b>			
							<b>THIS PERIOD</b>											
							<b>YEAR TO DATE</b>	11,325.30	18,481.40	1,848.09	20,329.49		56405	20.1	36.0			

**SCHEDULE OF ACCOUNTS SUBMITTED TO ORDINARY COUNCIL MEETING**

**APRIL 2026**

**MUNICIPAL FUND**

Cheque/EFT Payment Identifier	In Favour of	Comments-Details	Amount
EF156046 - EF156918	Various Creditors	As Per Payment Report (EFT & Cheque) For April 2026 (viewed electronically)	\$ 5,793,413.02
DD004264 - DD004287	Various Creditors		\$ 101,748.69
Chq 218065 - 218067	Various Creditors		\$ 552.05
	Various Creditors	Cancelled Cheques	\$ -
	Various Creditors	Cancelled EFTs	\$ -
<b>Total EFT/Cheque Payments \$</b>			<b>5,895,713.76</b>

International Payments Identifier	Date	Comments-Details	Amount
	4/9/2026	International	\$ 10,543.33
	4/10/2026	International	\$ 2,500.00
	4/10/2026	International	\$ 13,916.75
	4/13/2026	International	\$ 7,000.00
	4/13/2026	International	\$ 5,610.81
	4/16/2026	International	\$ 2,700.00
	4/16/2026	International	\$ 3,000.00
	4/20/2026	International	\$ 1,250.00
	4/22/2026	International	\$ 1,350.00
<b>International Payments Total \$</b>			<b>47,870.89</b>

Purchase Card Identifier	In Favour of	Comments-Details	Amount
Purchase Card Transactions 28-Mar-2026 to 28-Apr-2026	Various Creditors	As Per Payment Report (Purchase Cards) For April 2026 (viewed electronically)	\$ 46,315.23
<b>Total Purchase Card Payments \$</b>			<b>46,315.23</b>

Salary/Wages Payment Identifier	Date	Comments-Details	Amount
O 01/04/2026	4/2/2026	Wages Payment	\$ 179,270.24
I 08/04/2026	4/8/2026	Salaries Payment	\$ 1,051,577.02
O 15/04/2026	4/16/2026	Wages Payment	\$ 178,148.43
I 22/04/2026	4/22/2026	Salaries Payment	\$ 1,055,167.99
I 22/04/2026	4/24/2026	Salaries Payment	\$ 996.84
O 29/04/2026	4/30/2026	Wages Payment	\$ 190,373.61
	4/7/2026	COF Superannuation Payment	\$ 46,765.75
	4/9/2026	COF Superannuation Payment	\$ 204,059.73
	4/17/2026	COF Superannuation Payment	\$ 44,787.85
	4/20/2026	COF Superannuation Payment	\$ 4,449.62
	4/22/2026	COF Superannuation Payment	\$ 200,286.26
	4/24/2026	COF Superannuation Payment	\$ 119.99
<b>Total Salaries/Wages Payment \$</b>			<b>3,156,003.33</b>

SCHEDULE OF ACCOUNTS SUBMITTED TO ORDINARY COUNCIL MEETING

APRIL 2026

Total Payments from Municipal Fund Account \$	9,145,903.21
---	--------------

GRAND TOTAL PAYMENTS \$	9,145,903.21
-------------------------	--------------



# Monthly Financial Report

April 2026

fremantle.wa.gov.au

**CITY OF FREMANTLE**



**MONTHLY FINANCIAL REPORT**  
**(Containing the Statement of Financial Activity)**  
**For the Period Ended 30 April 2026**

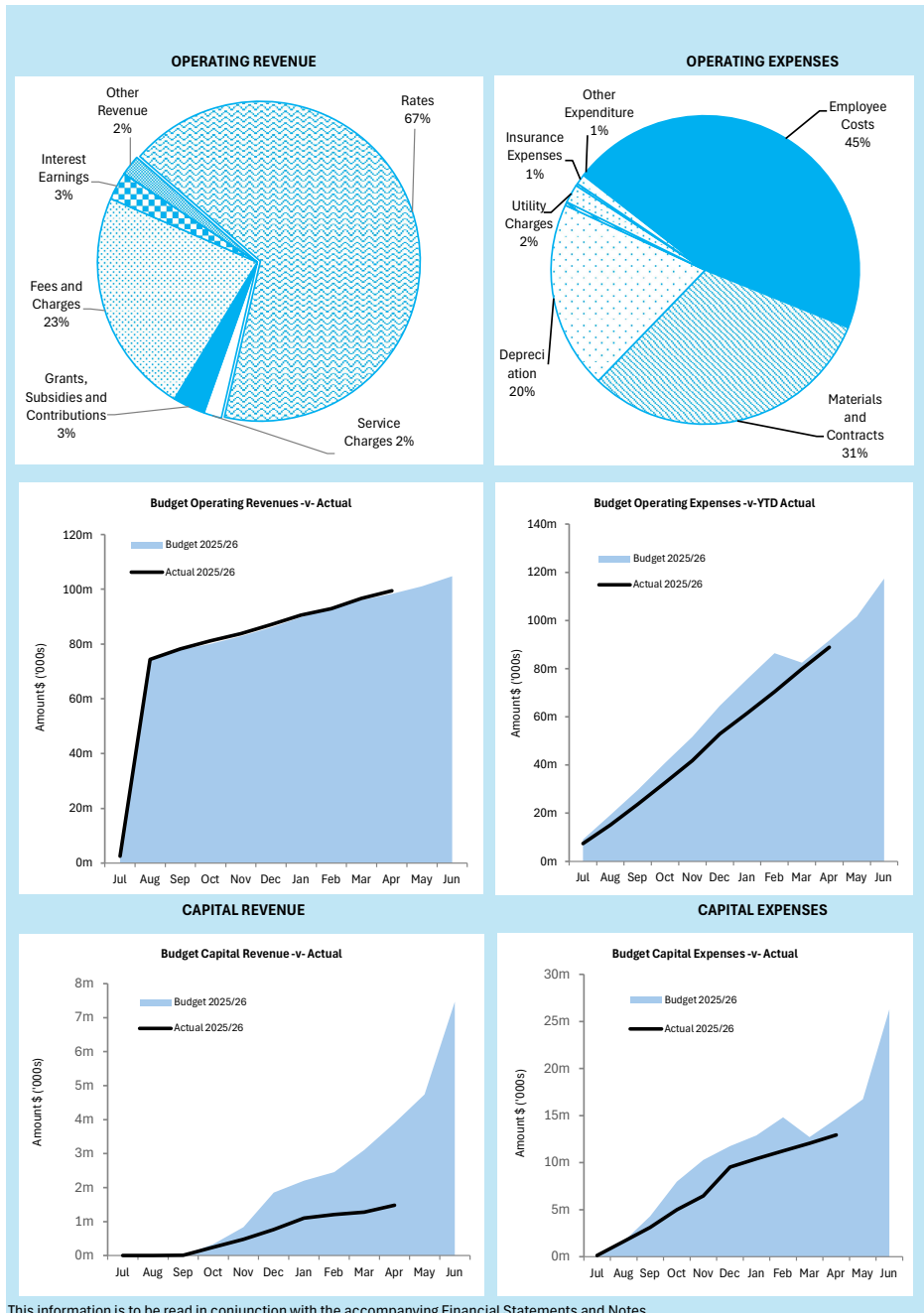
**LOCAL GOVERNMENT ACT 1995**  
**LOCAL GOVERNMENT (FINANCIAL MANAGEMENT) REGULATIONS 1996**

**TABLE OF CONTENTS**

Monthly Summary Graphs	1
Statement of Comprehensive Income by Nature	2
Statement of Financial Position	3
Statement of Financial Activity by Nature	4
Statement of Financial Activity by Directorate	5
Note 1 Cash and Investments	6
Note 2 Adjusted Net Current Assets	7
Note 3 (a) Capital Acquisitions Summary	8
Note 3 (b) Capital Acquisitions - Projects	9
Note 3 (c) Capital Acquisitions - Work in Progress	11
Note 4 Borrowings	13
Note 5 (a) Reserves Fund Balances and Movements Summary	14
Note 5 (b) Reserves Fund Balances and Movements Detail	15
Note 6 Trust Fund	23
Note 7 Receivables	24
Note 8 Rate Revenue	25
Information Accounting Policy	26

**MONTHLY FINANCIAL REPORT  
FOR THE PERIOD ENDED 30 APRIL 2026**

**MONTHLY SUMMARY GRAPHS**



**MONTHLY FINANCIAL REPORT  
FOR THE PERIOD ENDED 30 APRIL 2026**

**STATEMENT OF COMPREHENSIVE INCOME  
BY NATURE**

	2025/26 Amended Budget	2025/26 YTD Amended Budget (a)	2025/26 YTD Actual (b)	Variance Amount (b) - (a)	Variance % (b)-(a)/(a)	Var.
	\$	\$	\$	\$	%	
<b>Revenue</b>						
Rates (including Annual Levy)	66,835,647	66,700,647	66,855,005	154,358	0.23%	
Service Charges	1,803,804	1,803,804	1,803,141	(663)	(0.04%)	
Grants, Subsidies & Contributions	4,908,365	3,178,290	3,238,239	59,949	1.89%	
Fees and Charges	25,939,233	22,308,014	22,722,885	414,870	1.86%	
Interest Earnings	2,526,662	2,305,662	2,777,734	472,072	20.47%	▲
Other Revenue	2,664,542	2,009,915	2,035,664	25,749	1.28%	
	104,678,253	98,306,332	99,432,666	1,126,334	1.15%	
<b>Expenses</b>						
Employee Costs	(49,989,408)	(40,171,879)	(39,748,383)	423,496	1.05%	
Materials and Contracts	(39,938,498)	(29,128,894)	(27,100,953)	2,027,941	6.96%	
Depreciation on Non Current Assets	(21,459,068)	(17,668,888)	(17,503,778)	165,109	0.93%	
Finance Cost	(387,016)	(316,106)	(332,171)	(16,065)	(5.08%)	
Utility Charges (gas, electricity, water)	(2,461,244)	(2,020,787)	(1,721,614)	299,173	14.80%	▲
Insurance Expenses	(1,244,257)	(1,034,402)	(931,223)	103,179	9.97%	
Other Expenditure	(1,652,033)	(1,273,695)	(1,303,243)	(29,548)	(2.32%)	
	(117,131,524)	(91,614,651)	(88,641,364)	2,973,286	3.25%	
<b>Operating Surplus / (Deficit)</b>	<b>(12,453,271)</b>	<b>6,691,682</b>	<b>10,791,302</b>	<b>4,099,620</b>	<b>61.26%</b>	<b>▲</b>
Non-Operating Grants, Subsidies & Contributions	7,464,905	3,902,107	1,478,937	(2,423,170)	62.10%	
Profit on Asset Disposals	64,377	23,000	23,332	332	(1.44%)	
Loss on Asset Disposals	(281,125)	(50,000)	(227,954)	(177,954)	(355.91%)	▼
	7,248,157	3,875,107	1,274,315	(2,600,792)	(67.12%)	▼
<b>Net Result</b>	<b>(5,205,114)</b>	<b>10,566,789</b>	<b>12,065,618</b>	<b>1,498,829</b>	<b>14.18%</b>	<b>▲</b>
<b>Other Comprehensive Income</b>	-	-	-	-	-	
<b>Total Comprehensive Income</b>	<b>(5,205,114)</b>	<b>10,566,789</b>	<b>12,065,618</b>	<b>1,498,829</b>	<b>14.18%</b>	<b>▲</b>

MONTHLY FINANCIAL REPORT

STATEMENT OF FINANCIAL POSITION

FOR THE PERIOD ENDED 30 APRIL 2026

	30 April 2026 (a)	30 June 2025 (b)	Movement (c) = (a) - (b)
	\$	\$	\$
<b>Current Assets</b>			
Cash and Cash Equivalents	6,106,710	6,842,125	(735,415)
Other Financial Assets	49,000,000	37,109,866	11,890,134
Trade and Other Receivables	7,317,156	3,933,470	3,383,686
Inventories	231,608	185,125	46,482
	62,655,474	48,070,586	14,584,887
<b>Non-Current Assets</b>			
Other Receivables	984,644	1,320,765	(336,121)
Investments	2,660,812	2,393,377	267,435
Property, Plant and Equipment	335,061,546	335,364,665	(303,119)
Right of Use Assets	2,669,369	1,035,308	1,634,061
Investment Property	34,935,108	33,174,288	1,760,820
Infrastructure	313,766,189	319,382,300	(5,616,111)
	690,077,668	692,670,704	(2,593,035)
<b>Total Assets</b>	<b>752,733,142</b>	<b>740,741,289</b>	<b>11,991,852</b>
<b>Current Liabilities</b>			
Trade and Other Payables	(4,545,234)	(7,069,591)	2,524,357
Contract Liabilities	(608,481)	(618,403)	9,922
Capital grant/contributions liabilities	(5,459,937)	(3,969,512)	(1,490,425)
Short Term Borrowings	(832,782)	(1,668,392)	835,610
Lease Liability	(71,145)	(266,528)	195,383
Provisions	(6,521,682)	(6,521,682)	-
	(18,039,262)	(20,114,110)	2,074,847
<b>Non-Current Liabilities</b>			
Long Term Borrowings	(15,226,927)	(15,226,927)	-
Lease Liability	(2,608,974)	(790,166)	(1,818,808)
Capital grant/contributions liabilities	(724,421)	(724,421)	-
Provisions	(1,742,930)	(1,742,930)	-
	(20,303,252)	(18,484,444)	(1,818,808)
<b>Total Liabilities</b>	<b>(38,342,513)</b>	<b>(38,598,554)</b>	<b>256,040</b>
<b>Net Assets</b>	<b>714,390,628</b>	<b>702,142,736</b>	<b>12,247,892</b>
<b>Equity</b>			
Retained Surplus	(162,459,738)	(166,536,584)	4,076,845
Reserves - Cash/Investment Backed	(17,495,822)	(19,583,818)	2,087,996
Reserves - Asset Revaluation	(522,369,450)	(522,369,450)	-
Net Result (YTD Current Year)	(12,065,618)	6,347,116	(18,412,733)
<b>Total Equity</b>	<b>(714,390,628)</b>	<b>(702,142,736)</b>	<b>(12,247,892)</b>

**MONTHLY FINANCIAL REPORT  
FOR THE PERIOD ENDED 30 APRIL 2026**

**STATEMENT OF FINANCIAL ACTIVITY  
BY NATURE**

	2025/26 Original Budget	2025/26 Amended Budget	2025/26 YTD Amended Budget (a)	2025/26 YTD Actual (b)	Variance Amount (b) - (a)	Variance % (b)-(a)/(a)	Var.
	\$	\$	\$	\$	\$	%	
<b>Revenue from operating activities</b>							
General Rates	67,538,194	66,835,647	66,700,647	66,855,005	154,358	0.23%	
Service Charges (Underground Power)	1,808,804	1,803,804	1,803,804	1,803,141	(663)	(0.04%)	
Grants, Subsidies and Contributions	8,791,568	4,908,365	3,178,290	3,238,239	59,949	1.89%	
Fees and Charges	26,448,888	25,939,233	22,308,014	22,722,885	414,870	1.86%	
Interest Earnings	2,410,000	2,526,662	2,305,662	2,777,734	472,072	20.47%	▲
Profit on Asset Disposals	64,377	64,377	23,000	23,332	332	1.44%	
Other Revenue	2,169,602	2,664,542	2,009,915	2,035,664	25,749	1.28%	
	109,231,433	104,742,630	98,329,332	99,455,999	1,126,666	1.15%	
<b>Expenditure from operating activities</b>							
Employee Costs	(51,412,087)	(49,989,408)	(40,171,879)	(39,748,383)	423,496	1.05%	
Materials and Contracts	(40,773,662)	(39,938,498)	(29,128,894)	(27,100,953)	2,027,941	6.96%	
Depreciation on Non Current Assets	(21,932,500)	(21,459,068)	(17,668,888)	(17,503,778)	165,109	0.93%	
Finance Cost	(387,016)	(387,016)	(316,106)	(332,171)	(16,065)	(5.08%)	
Utility Charges (gas, electricity, water)	(2,461,244)	(2,461,244)	(2,020,787)	(1,721,614)	299,173	14.80%	▲
Loss on Asset Disposals	(281,125)	(281,125)	(50,000)	(227,954)	(177,954)	(355.91%)	▼
Insurance Expenses	(1,244,257)	(1,244,257)	(1,034,402)	(931,223)	103,179	9.97%	
Other Expenditure	(1,332,640)	(1,652,033)	(1,273,695)	(1,303,243)	(29,548)	(2.32%)	
	(119,824,531)	(117,412,649)	(91,664,651)	(88,869,318)	2,795,332	3.05%	
<b>Operating activities excluded from budget</b>							
(Profit)/Loss on Asset Disposals	216,748	216,748	27,000	204,622	177,622	657.86%	▲
Depreciation on Assets	21,932,500	21,459,068	17,668,888	17,503,778	(165,109)	(0.93%)	
Non Current Rates Debtors Movement	75,000	75,000	75,000	137,072	62,072	82.76%	
Non Current Lease liability Movement	-	-	-	(22,964)			
<b>Amount attributable to operating activities</b>	<b>11,631,150</b>	<b>9,080,797</b>	<b>24,435,570</b>	<b>28,409,189</b>	<b>3,996,583</b>	<b>16.26%</b>	<b>▲</b>
<b>Investing Activities</b>							
<b>Capital Revenue</b>							
Capital Grants and Subsidies/ Contributions for the development of Assets	9,650,034	7,464,905	3,902,107	1,478,937	(2,423,170)	(62.10%)	▼
Proceeds from Disposal of Assets	200,000	125,000	125,000	74,950	(50,050)	(40.04%)	
	9,850,034	7,589,905	4,027,107	1,553,887	(2,473,220)	61.41%	
<b>Capital Expense</b>							
Payment for Investment Properties	(1,590,324)	(2,744,435)	(1,791,933)	(1,659,293)	132,640	7.40%	
Payment for Property, plant and equipment	(9,345,193)	(8,848,294)	(6,629,726)	(5,779,806)	849,920	12.82%	▲
Payment for Construction of infrastructure	(18,240,900)	(14,703,782)	(6,253,856)	(5,491,576)	762,280	12.19%	▲
	(29,176,417)	(26,296,511)	(14,675,515)	(12,930,675)	1,744,840	11.89%	▲
<b>Investing activities excluded from budget</b>	-	-	-	-	-	-	
<b>Amount attributable to investing activities</b>	<b>(19,326,383)</b>	<b>(18,706,606)</b>	<b>(10,648,408)</b>	<b>(11,376,789)</b>	<b>(728,381)</b>	<b>(6.84%)</b>	
<b>Financing Activities</b>							
Repayment of Debentures	(1,337,806)	(1,337,806)	(816,655)	(835,610)	(18,955)	(2.32%)	
Repayment of Operating Lease	(713,159)	(713,159)	(304,922)	(367,555)	(62,633)	20.54%	
	(2,050,965)	(2,050,965)	(1,121,577)	(1,203,165)	(81,588)	(7.27%)	
<b>Reserve Transfers</b>							
Transfer to Reserves (Restricted)	(1,898,116)	(4,633,116)	(1,924,312)	(1,941,313)	(17,001)	(0.88%)	
Transfer from Reserves (Restricted)	5,894,251	6,841,169	3,975,903	3,830,348	(145,555)	(3.66%)	
<b>Transfer to/from reserves</b>	3,996,135	2,208,053	2,051,591	1,889,035	(162,556)	7.92%	
<b>Amount attributable to financing activities</b>	<b>1,945,170</b>	<b>157,088</b>	<b>930,014</b>	<b>685,870</b>	<b>(244,144)</b>	<b>26.25%</b>	
<b>Surplus or Deficit at the start of the financial year</b>	5,830,053	9,583,157	9,583,157	9,583,157	-	0.00%	
Amount attributable to operating activities	11,631,150	9,080,797	24,435,570	28,409,189	3,996,583	16.26%	▲
Amount attributable to investing activities	(19,326,383)	(18,706,606)	(10,648,408)	(11,376,789)	(728,381)	(6.84%)	
Amount attributable to financing activities	1,945,170	157,088	930,014	685,870	(244,144)	26.25%	
<b>Closing Funding Surplus/(Deficit)</b>	<b>79,990</b>	<b>114,436</b>	<b>24,300,333</b>	<b>27,301,427</b>	<b>3,001,094</b>	<b>12.35%</b>	<b>▲</b>

**KEY INFORMATION**

▲ ▼ Indicates a variance between Year to Date (YTD) Budget and YTD Actual data as per the adopted materiality threshold.  
This statement is to be read in conjunction with the accompanying Financial Statements and Notes.

MONTHLY FINANCIAL REPORT  
FOR THE PERIOD ENDED 30 APRIL 2026

STATEMENT OF FINANCIAL ACTIVITY  
BY DIRECTORATE

	2025/26 Adopted Budget	2025/26 Amended Budget	2025/26 YTD Amended Budget (a)	2025/26 YTD Actual (b)	Variance Amount (b) - (a)	Variance % (b)-(a)/(a)	Var.
	\$	\$	\$	\$	\$	%	
<b>Revenue from operating activities</b>							
Office of the Chief Executive	-	6,394	6,394	8,071	1,677	26.23%	
City Business Directorate	86,384,442	85,293,799	82,611,145	82,990,447	379,302	0.46%	
Community Development Directorate	13,604,196	9,969,631	8,386,197	8,161,563	(224,634)	(2.68%)	
Strategic Planning and Projects Directorate	4,784,355	4,769,902	3,726,228	4,158,446	432,218	11.60%	▲
Infrastructure and Projects Directorate	4,458,440	4,702,904	3,599,368	4,137,471	538,103	14.95%	▲
People and Culture Directorate	-	-	-	-	-	-	
	109,231,433	104,742,630	98,329,332	99,455,999	1,126,666	1.15%	
<b>Expenditure from operating activities</b>							
Office of the Mayor and Councillors	(755,855)	(755,855)	(624,781)	(531,567)	93,214	14.92%	
Office of the Chief Executive	(6,269,246)	(5,659,969)	(4,175,582)	(4,053,064)	122,518	2.93%	
City Business Directorate	(39,460,785)	(38,994,403)	(30,029,239)	(29,936,758)	92,482	0.31%	
Community Development Directorate	(26,154,935)	(22,592,533)	(18,034,197)	(17,709,376)	324,820	1.80%	
Strategic Planning and Projects Directorate	(9,550,093)	(9,501,816)	(6,832,093)	(6,786,321)	45,772	0.67%	
Infrastructure and Projects Directorate	(37,633,617)	(39,908,073)	(31,968,758)	(29,852,232)	2,116,526	6.62%	
People and Culture Directorate	-	-	-	-	-	-	
	(119,824,531)	(117,412,649)	(91,664,651)	(88,869,318)	2,795,332	3.05%	
<b>Operating activities excluded from budget</b>							
Profit/(Loss) on Asset Disposals	216,748	216,748	27,000	204,622	177,622	(657.86%)	
Depreciation on Assets	21,932,500	21,459,068	17,668,888	17,503,778	(165,109)	0.93%	
Non Current Rates Debtors Movement	75,000	75,000	75,000	137,072	62,072	(82.76%)	
Non Current Lease liability Movement	-	-	-	(22,964)	(22,964)		
<b>Amount attributable to operating activities</b>	<b>11,631,150</b>	<b>9,080,797</b>	<b>24,435,570</b>	<b>28,409,189</b>	<b>3,973,619</b>	<b>(16.26%)</b>	
<b>Investing Activities</b>							
<b>Capital Revenue</b>							
Capital Grants and Subsidies/ Contributions for the development of Assets	9,650,034	7,464,905	3,902,107	1,478,937	(2,423,170)	(62.10%)	▼
Proceeds from Disposal of Assets	200,000	125,000	125,000	74,950	(50,050)	(40.04%)	
	9,850,034	7,589,905	4,027,107	1,553,887	(2,473,220)	(61.41%)	▼
<b>Capital Expense</b>							
Payment for Investment Properties	(1,590,324)	(2,744,435)	(1,791,933)	(1,659,293)			
Payment for Property, plant and equipment	(9,345,193)	(8,848,294)	(6,629,726)	(5,779,806)			
Payment for Construction of infrastructure	(18,240,900)	(14,703,782)	(6,253,856)	(5,491,576)			
	(29,176,417)	(26,296,511)	(14,675,515)	(12,930,675)		0.00%	
<b>Amount attributable to investing activities</b>	<b>(19,326,383)</b>	<b>(18,706,606)</b>	<b>(10,648,408)</b>	<b>(11,376,789)</b>	<b>(2,473,220)</b>	<b>(6.84%)</b>	
<b>Financing Activities</b>							
Repayment of Debentures	(1,337,806)	(1,337,806)	(816,655)	(835,610)	(18,955)	2.32%	
Repayment of Operating Lease	(713,159)	(713,159)	(304,922)	(367,555)	(62,633)	20.54%	
	(2,050,965)	(2,050,965)	(1,121,577)	(1,203,165)	(81,588)	7.27%	
<b>Reserve Transfers</b>							
Transfer to Reserves (Restricted)	(1,898,116)	(4,633,116)	(1,924,312)	(1,941,313)	(17,001)	0.88%	
Transfer from Reserves (Restricted)	5,894,251	6,841,169	3,975,903	3,830,348	(145,555)	(3.66%)	
	3,996,135	2,208,053	2,051,591	1,889,035	(162,556)	(7.92%)	
<b>Amount attributable to financing activities</b>	<b>1,945,170</b>	<b>157,088</b>	<b>930,014</b>	<b>685,870</b>	<b>(244,144)</b>	<b>(26.25%)</b>	▼
<b>Surplus or Deficit at the start of the financial year</b>	5,830,053	9,583,157	9,583,157	9,583,157	-	0.00%	
Amount attributable to operating activities	11,631,150	9,080,797	24,435,570	28,409,189	3,973,619	16.26%	
Amount attributable to investing activities	(19,326,383)	(18,706,606)	(10,648,408)	(11,376,789)	(728,381)	6.84%	
Amount attributable to financing activities	1,945,170	157,088	930,014	685,870	(244,144)	(26.25%)	
<b>Closing Funding Surplus/(Deficit)</b>	<b>79,990</b>	<b>114,436</b>	<b>24,300,333</b>	<b>27,301,427</b>	<b>3,001,094</b>	<b>12.35%</b>	▲

KEY INFORMATION

▲▼ Indicates a variance between Year to Date (YTD) Budget and YTD Actual data as per the adopted materiality threshold. Refer to Note 2 for an explanation of the reasons for the variance.  
This statement is to be read in conjunction with the accompanying Financial Statements and Notes.

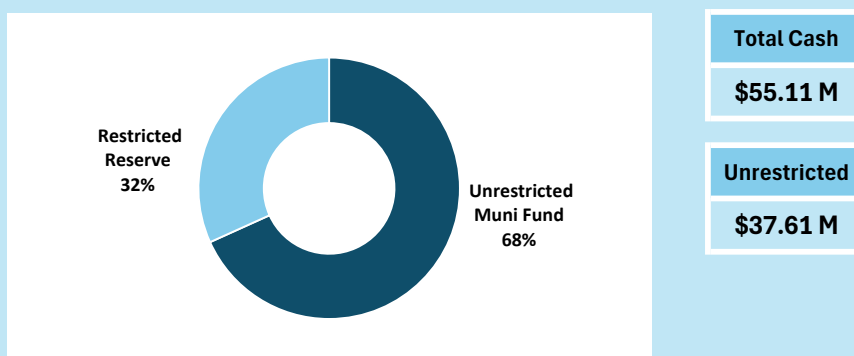
**MONTHLY FINANCIAL REPORT  
FOR THE PERIOD ENDED 30 APRIL 2026**

**CASH AND INVESTMENTS  
NOTE 1**

Cash and Investments	Unrestricted Muni Fund	Restricted Reserve	YTD Actual without Trust	Trust Fund	YTD Actual
	\$	\$	\$	\$	\$
<b>Cash on Hand</b>					
Petty Cash and Floats	46,601	-	46,601	-	46,601
	<b>46,601</b>	-	<b>46,601</b>	-	<b>46,601</b>
<b>At Call Deposits</b>					
Municipal Fund	39,231	-	39,231	-	39,231
Receipts in Progress	(384)	-	(384)	-	(384)
	<b>38,847</b>	-	<b>38,847</b>	-	<b>38,847</b>
<b>Investments</b>					
<u>Cash Investments (&lt;= 3 months)</u>					
Professional Funds Account	6,021,262	-	6,021,262	-	6,021,262
Trust Fund	-	-	-	697,911	697,911
	<b>6,021,262</b>	-	<b>6,021,262</b>	<b>697,911</b>	<b>6,719,173</b>
<u>Term Deposits (&gt; 3 months)</u>					
Municipal Investment	31,504,178	-	31,504,178	-	31,504,178
Reserve Fund Investment	-	17,495,822	17,495,822	-	17,495,822
Trust Fund Investment	-	-	-	-	-
	<b>31,504,178</b>	<b>17,495,822</b>	<b>49,000,000</b>	-	<b>49,000,000</b>
<b>Investments Total</b>	<b>37,525,440</b>	<b>17,495,822</b>	<b>55,021,262</b>	<b>697,911</b>	<b>55,719,173</b>
<b>Total</b>	<b>37,610,887</b>	<b>17,495,822</b>	<b>55,106,710</b>	<b>697,911</b>	<b>55,804,621</b>

**SIGNIFICANT ACCOUNTING POLICIES**

Cash and cash equivalents include cash on hand, cash at bank, deposits available on demand with banks and other short term highly liquid investments that are readily convertible to known amounts of cash and which are subject to an insignificant risk of changes in value and bank overdrafts. Bank overdrafts are reported as short term borrowings in current liabilities in the statement of financial position.



**MONTHLY FINANCIAL REPORT  
FOR THE PERIOD ENDED 30 APRIL 2026**

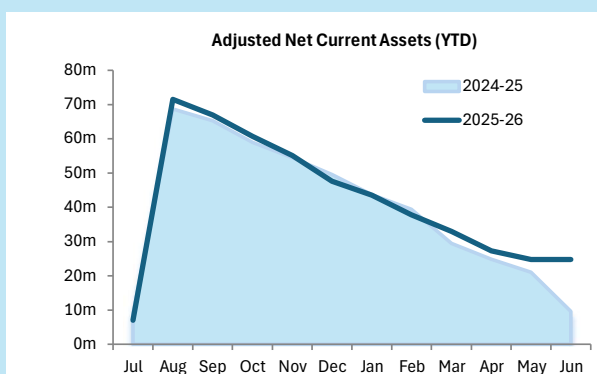
**ADJUSTED NET CURRENT ASSETS  
NOTE 2**

Ref Note	30 April 2026 (a) \$	30 June 2025 (b) \$	Movement (c) = (a) - (b) \$
<b>Current Assets</b>			
Cash Unrestricted	37,610,887	24,368,172	13,242,715
Cash Restricted	17,495,822	19,583,818	(2,087,996)
Rates Outstanding	4,284,830	865,976	3,418,854
Sundry debtors	1,205,562	1,371,049	(165,487)
GST Receivable	370,608	462,126	(91,518)
Accrued income	1,456,156	1,234,319	221,837
Inventories	231,608	185,125	46,483
	62,655,474	48,070,585	14,584,889
<b>Less: Current Liabilities</b>			
Trade and other payables	(4,545,234)	(7,069,591)	2,524,357
Contract Liabilities	(608,481)	(618,403)	9,922
Capital grant/contributions liabilities	(5,459,937)	(3,969,512)	(1,490,425)
Short Term Borrowings	(832,782)	(1,668,392)	835,610
Lease liability - Current	(71,145)	(266,528)	195,383
Provisions	(6,521,682)	(6,521,682)	0
	(18,039,262)	(20,114,109)	2,074,847
<b>Unadjusted Net Current Assets</b>	<b>44,616,212</b>	<b>27,956,476</b>	<b>16,659,736</b>
<b>Adjustments and exclusions permitted by FM Reg 32</b>			
Add: Loan Repayments (Current)	478,936	1,294,458	(815,522)
Added: Current portion of loan - associated funded	355,379	373,935	(18,556)
Add: Lease Liability (Current)	71,145	266,528	(195,383)
Less: Cash - Reserves - Restricted	(17,495,822)	(19,583,818)	2,087,996
Less: Non current contract liability	(724,421)	(724,421)	(0)
<b>Adjusted Net Current Assets</b>	<b>27,301,428</b>	<b>9,583,158</b>	<b>17,718,270</b>

**SIGNIFICANT ACCOUNTING POLICIES**

**KEY INFORMATION**

Please see Information attachment on significant accounting policies relating to Net Current Assets. The amount of the adjusted net current assets at the end of the period represents the actual surplus (or deficit if the figure is a negative) as presented on the Rate Setting Statement.



**Last Year YTD  
Surplus(Deficit)  
\$24.83 M**

**This Year YTD  
Surplus(Deficit)  
\$27.3 M**

**MONTHLY FINANCIAL REPORT  
FOR THE PERIOD ENDED 30 APRIL 2026**

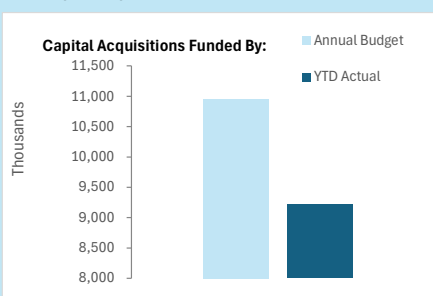
**CAPITAL ACQUISITIONS SUMMARY  
NOTE 3(a)**

Capital Acquisitions	Amended Annual Budget	Amended YTD Budget	YTD Actual	YTD Budget Variance
	\$	\$	\$	\$
Investment Land	956,512	948,122	909,669	38,453
Investment Buildings	1,787,923	843,811	749,624	94,187
Land	640,000	190,000	190,000	189,053
Buildings	5,193,988	4,392,510	3,665,060	727,451
Infrastructure - Roads	5,016,687	2,221,577	2,106,521	115,056
Infrastructure - Drainage	1,261,553	470,276	322,842	147,434
Infrastructure - Paths	717,686	466,319	478,583	(12,264)
Infrastructure - Parks	3,310,545	1,077,894	1,332,456	(254,562)
Infrastructure - Other	4,397,311	2,017,790	1,251,175	766,615
Furniture and Fittings	124,829	37,823	45,855	(8,032)
Plant and Equipment	2,889,477	2,009,393	2,067,944	(58,551)
<b>Capital Expenditure Totals</b>	<b>26,296,511</b>	<b>14,675,515</b>	<b>12,930,675</b>	<b>1,744,840</b>
<b>Capital Acquisitions Funded By:</b>				
Capital grants and contributions	7,464,905	3,902,107	1,478,937	(2,423,170)
Contribution - operations	13,021,182	7,052,505	7,739,369	686,864
Cash Backed Reserves	20,486,087	10,954,612	9,218,306	1,736,306
Hilton Park Sports Reserve	832,739	23,443	23,443	-
Investment Fund Reserve	1,270,613	1,235,975	1,235,975	0
Parking Dividend Equalisation Reserve	1,739,606	1,225,837	1,217,457	(8,380)
Sustainability Investment Reserve	2,273	2,273	2,273	(0)
Projects Unexpended Municipal Reserve	1,942,000	1,210,182	1,210,029	(153)
Leisure Centre Upgrade Reserve	23,193	23,193	23,193	-
	5,810,424	3,720,903	3,712,369	8,534
<b>Capital Funding Total</b>	<b>26,296,511</b>	<b>14,675,515</b>	<b>12,930,675</b>	<b>(1,744,840)</b>

**SIGNIFICANT ACCOUNTING POLICIES**

All assets are initially recognised at cost. Cost is determined as the fair value of the assets given as consideration plus costs incidental to the acquisition. For assets acquired at no cost or for nominal consideration, cost is determined as fair value at the date of acquisition. The cost of non-current assets constructed by the local government includes the cost of all materials used in the construction, direct labour on the project and an appropriate proportion of variable and fixed overhead. Certain asset classes may be revalued on a regular basis such that the carrying values are not materially different from fair value. Assets carried at fair value are to be revalued with sufficient regularity to ensure the carrying amount does not differ materially from that determined using fair value at reporting date.

**KEY INFORMATION**

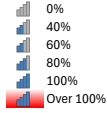


Acquisitions	Annual Budget	YTD Actual	% Spent
	\$26.3 M	\$12.93 M	49%
Capital Grant	Annual Budget	YTD Actual	% Recognised
	\$7.46 M	\$1.48 M	20%

**MONTHLY FINANCIAL REPORT  
FOR THE PERIOD ENDED 30 APRIL 2026**

**CAPITAL ACQUISITIONS - PROJECTS  
NOTE 3(b)**

**Capital Expenditure - Level of Completion Indicators**

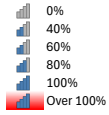


% of Completion	Activity Number	Amended Annual Budget \$	Amended YTD Budget \$	YTD Actual \$	YTD Variance Under/(Over) \$	Over Budget \$
<b>City Business Directorate</b>						
<b>IT Operations Team</b>						
0%	P-10498 Install-Network infrastructure	300007	12,368	-	-	-
0%	P-11077 Walyalup Civic Centre Network Infrastructure	300073	34,638	-	-	-
<b>Economy and Events Team</b>						
<b>Commercial Parking</b>						
70%	P-12041 Program - Ticket machines	300259	1,739,606	1,225,837	1,217,457	8,380
<b>Commercial Property Team</b>						
100%	P-11829 Commercial Tenancies - Walyalup Civic Centre	300112	36,495	32,000	36,495	(4,495)
0%	P11882/P10412 Booyembara Park Golf Course/Community Centre	300197	800,000	-	-	-
49%	P-12159 Tenancy Fitout	300353	300,000	241,169	147,487	93,682
<b>Creative Arts and Community Directorate</b>						
<b>Public Art Team</b>						
19%	P-11878 Walyalup Koort Public Realm - Public Artwork	300162	120,000	50,000	22,446	27,554
<b>Infrastructure Directorate</b>						
<b>Building Maintenance</b>						
57%	P-12241 Program - Furniture and Equipment	300420	75,205	35,205	43,237	(8,032)
11%	Program - Asbestos Removal	300443	300,000	282,392	32,392	250,000
0%	Program - Building Sustainability Initiatives	300448	50,073	-	-	-
<b>Building Projects</b>						
95%	P-11944 38-40 Henry St - Façade Upgrades	300167	956,512	948,122	909,669	38,453
96%	WCC - Levels 1,2&3 Tenancy construction	300299	1,453,948	1,403,948	1,398,441	5,508
26%	P-12112 Stevens Reserve - Master Plan Projects	300320	50,000	33,800	13,000	20,800
34%	P-12184 Design and construct - Arts Centre Creative Hub	300355	1,198,500	404,536	407,887	(3,351)
100%	P-12179 Install - Local History - Partition	300357	49,776	49,776	49,776	0
100%	P-12171 Old Fire Station - Electrical and Fire Works	300373	189,574	148,330	148,330	-
8%	P-12223 Walyalup Civic Centre - Drainage	300401	310,000	166,741	24,465	142,276
95%	P-12221 Market St / Collie St - New Public Toilet	300403	540,000	522,700	515,655	7,045
3%	P-12262 Walyalup Koort Public Realm	300406	100,000	-	3,113	(3,113)
66%	P-12240 Program - Buildings	300421	632,000	380,000	417,007	(37,007)
100%	P-12239 Fremantle Leisure Centre - Pool structural & mechani	300422	625,229	625,229	625,229	0
6%	P-12373 Hilton Park Master Plan - Northern Projects	300434	2,442,192	712,864	151,083	561,781
0%	P-12375 Community facility - Forward Works	300439	250,000	250,000	-	250,000
3%	Fremantle Leisure Centre - Gym Extension	300450	200,000	3,350	5,250	(1,900)
<b>Traffic and Transport Team</b>						
0%	P-12220 Road safety - Parry / Queen Vic	300404	13,480	-	-	-
0%	P-12230 Road safety - Douro Road (design)	300407	5,522	-	-	-
13%	Johannah St / Fremantle Sailing Club - Drainage Works	300435	668,631	96,840	84,560	12,280
<b>Construction and Maintenance Teams</b>						
0%	P-12134 Program - Access and Inclusion Infrastructure	300285	76,440	-	203	(203)
65%	P-12190 Program - Footpaths	300362	647,686	396,319	420,089	(23,770)
100%	P-12214 Place - South Beach - Additional Parking	300397	319,691	319,691	318,451	1,240
32%	P-12213 Road safety - Low-cost urban road safety upgrades	300398	642,000	194,435	206,475	(12,040)
104%	P-12219 Road safety - Stevens / Nannine St	300405	48,124	48,124	50,011	(1,887)
23%	P-12238 Program - Traffic Calming Devices	300412	47,000	47,000	10,700	36,300
33%	P-12237 Program - Street Lighting	300413	392,614	183,461	127,661	55,800
40%	P-12234 Program - MRRG Works 25-26	300416	2,165,820	965,425	860,843	104,582
96%	P-12233 Program - R2R Works 25-26	300417	755,102	677,823	721,294	(43,471)
9%	P-12232 Program - Bus Stops	300418	100,000	57,000	8,609	48,391
79%	P-12231 Program - Drainage	300419	262,922	206,695	207,817	(1,122)
100%	P12379 Program - Black Spot Works 25-26	300430	516,035	7,166	7,166	-
1%	Douro Road Traffic Calming and Design Program (Construct)	300431	389,000	-	3,687	(3,687)
9%	Forsyth Rd Widening	300432	40,000	23,500	3,500	20,000
46%	Road safety - Hampton Rd / South St	300436	40,000	33,500	18,240	15,260
100%	Program - Car Parks	300442	224,604	224,604	224,604	(0)
0%	Program - Bike Plan	300444	130,000	-	-	-
84%	Milbourne St - New Path Connection	300451	70,000	70,000	58,494	11,506
0%	Construct 7-15 Quarry St Car park	NA	640,000	190,000	947	189,053
<b>Parks and Landscapes Team</b>						
100%	P-12216 Bathers Beach - Safe Swimming Area	300395	297,047	297,047	297,984	(937)
<b>Development and Compliance</b>						
<b>Mechanical Services Team</b>						
74%	P-12189 Program - Plant, Equipment & Vehicles	300361	1,149,871	783,556	850,488	(66,932)
<b>Facilities and Environmental Management</b>						
100%	P-11873 Program - Solar panels	300152	2,273	2,273	2,273	0
11%	P-12218 Town Hall - Design for essential works	300393	400,000	261,415	44,835	216,580
100%	P-12224 Buildings - WCC - Data room AC	300400	2,618	2,618	2,618	-
84%	WCC - HVAC Infrastructure (Levels 12&3)	300402	165,000	165,000	138,064	26,936
61%	P-12242 CBD Toilet provision	300423	200,371	119,174	121,334	(2,160)
<b>Place and Projects Team</b>						
111%	P-10077 Program-Parks-Infrastructure	300147	88,186	81,186	98,092	(16,906)

**MONTHLY FINANCIAL REPORT  
FOR THE PERIOD ENDED 30 APRIL 2026**

**CAPITAL ACQUISITIONS - PROJECTS  
NOTE 3(b)**

**Capital Expenditure - Level of Completion Indicators**



% of Completion	Activity Number	Amended Annual Budget	Amended YTD Budget	YTD Actual	YTD Variance Under/(Over)	Over Budget	
100%	P-11992 South Beach Changerooms - Design and Construct	300218	287,786	287,786	287,787	(1)	0
16%	P-12136 Install - Parks - Signage	300311	15,251	2,442	2,442	(0)	-
100%	P-11989 Hilton Park Precinct - Design and Construct	300344	50,886	23,443	23,443	-	-
100%	P-12211 Samson Park -Construct Sellenger Ave parking	300392	87,489	87,489	87,489	0	-
64%	P-12225 Ken Allen Reserve Sports Lighting Upgrade	300399	499,327	397,727	321,626	76,101	-
48%	P-12227 Program - Irrigation	300410	1,299,480	568,028	625,762	(57,734)	-
57%	P-12226 Program - Playgrounds	300411	770,139	235,139	437,381	(202,242)	-
62%	Samson park - Seasonal wetland, boardwalks and drainage cons	300437	75,000	42,870	46,750	(3,880)	-
24%	Samson Park - Community Engagement and Concept Design	300438	50,000	25,500	12,045	13,455	-
30%	Program - Greening Sumps	300445	20,000	-	6,000	(6,000)	-
30%	Program - Sports Infrastructure	300447	74,000	35,240	22,495	12,745	-
0%	P12410 Booyembara Park Masterplan Forward Planning	NA	10,000	-	-	-	-
0%	North Fremantle Heritage Trail – Stage 2	NA	41,000	-	-	-	-
	<b>Natural Areas and Urban Forest Team</b>						
0%	Port Beach Access Ramp	NA	50,000	-	-	-	-
	<b>Waste and Fleet Management</b>						
		<b>26,296,511</b>	<b>14,675,515</b>	<b>12,930,675</b>	<b>1,744,840</b>	<b>(12,730)</b>	

**MONTHLY FINANCIAL REPORT  
FOR THE PERIOD ENDED 30 APRIL 2026**

Works in Progress 2024/25 (LTD) & 2025/26

**CAPITAL ACQUISITIONS - WORK IN PROGRESS**

**NOTE 3(c)**

Account No.	Project	Financial Year		Total
		2024/25 (LTD)	2025/26 (YTD)	
<b>Land</b>				
300457	Construct 7-15 Quarry St Car park	-	947	947
<b>Buildings</b>				
300112	P-11829 Commercial Tenancies - Walyalup Civic Centre	88,003	36,495	124,498
300152	P-11873 Program - Solar panels	-	2,273	2,273
300218	P-11992 South Beach Changerooms - Design and Construct	-	287,787	287,787
300299	WCC - Levels 1,2&3 Tenancy construction	-	-	-
300320	P-12112 Stevens Reserve - Master Plan Projects	-	13,000	13,000
300341	Hilton Park - Brad Hardie Changerooms upgrade	15,200	-	15,200
300344	P-11989 Hilton Park Precinct - Design and Construct	-	23,443	23,443
300389	P-12208 Town Hall - Balcony	681,309	-	681,309
300393	P-12218 Town Hall - Design for essential works	-	44,835	44,835
300402	WCC - HVAC Infrastructure (Levels 12&3)	584,892	138,064	722,956
300403	P-12221 Market St / Coltie St - New Public Toilet	104,198	515,655	619,853
300421	P-12240 Program - Buildings	261,482	399,657	661,139
300422	P-12239 Fremantle Leisure Centre - Pool structural & mechani	-	-	-
300423	P-12242 CBD Toilet provision	59,629	121,334	180,963
300426	Buildings - Fremantle Oval Redevelopment	54,292	-	54,292
300427	P-12186 Operations Centre Development	14,170	-	14,170
300443	Program - Asbestos Removal	-	32,392	32,392
300450	Fremantle Leisure Centre - Gym Extension	-	5,250	5,250
<b>Investment Land</b>				
300167	P-11944 38-40 Henry St - Façade Upgrades	296,488	909,669	1,206,157
<b>Investment Buildings</b>				
300353	P-12159 Tenancy Fitout	-	147,487	147,487
300355	P-12184 Design and construct - Arts Centre Creative Hub	106,500	407,887	514,387
300357	P-12179 Install - Local History - Partition	4,950	49,776	54,726
300373	P-12171 Old Fire Station - Electrical and Fire Works	20,426	148,330	168,756
<b>Furniture and Fittings</b>				
300400	P-12224 Buildings - WCC - Data room AC	-	-	-
300420	P-12241 Program - Furniture and Equipment	-	43,237	43,237
<b>Plant and Equipment</b>				
300259	P-12041 Program - Ticket machines	146,394	1,217,457	1,363,850
300361	P-12189 Program - Plant, Equipment & Vehicles	-	850,488	850,488
300383	P-12201 Purchase - Wayfinding system	200,739	-	200,739
<b>Infrastructure - Drainage</b>				
300401	P-12223 Walyalup Civic Centre - Drainage	-	24,465	24,465
300419	P-12231 Program - Drainage	183,963	207,817	391,779
300435	Johannah St / Fremantle Sailing Club - Drainage Works	-	84,560	84,560
300445	Program - Greening Sumps	-	6,000	6,000
<b>Infrastructure - Roads</b>				
300398	P-12213 Road safety - Low-cost urban road safety upgrades	-	206,475	206,475
300404	P-12220 Road safety - Parry / Queen Vic	11,520	-	11,520
300405	P-12219 Road safety - Stevens / Nannine St	21,876	50,011	71,887
300407	P-12230 Road safety - Douro Road (design)	9,478	-	9,478
300412	P-12238 Program - Traffic Calming Devices	-	10,700	10,700
300416	P-12234 Program - MRRG Works 25-26	-	840,072	840,072
300417	P-12233 Program - R2R Works 25-26	420,766	477,922	898,689
300430	P12379 Program - Black Spot Works 25-26	4,066	7,166	11,232
300431	Douro Road Traffic Calming and Design Program (Construct)	-	3,687	3,687
300432	Forsyth Rd Widening	-	3,500	3,500
300436	Road safety - Hampton Rd / South St	-	18,240	18,240

**MONTHLY FINANCIAL REPORT  
FOR THE PERIOD ENDED 30 APRIL 2026**

Works in Progress 2024/25 (LTD) & 2025/26

**CAPITAL ACQUISITIONS - WORK IN PROGRESS**

**NOTE 3(c)**

Account No.	Project	Financial Year		Total
		2024/25 (LTD)	2025/26 (YTD)	
300442	Program - Car Parks	-	224,604	224,604
<b>Infrastructure - Parks</b>				
300147	P-10077 Program-Parks-Infrastructure	-	68,778	68,778
300308	P-12078 Nannine Commons - Design and Construct	6,500	-	6,500
300311	P-12136 Install - Parks - Signage	16,800	2,442	19,242
300391	P-12212 Place - Samson Park - Design	51,329	-	51,329
300392	P-12211 Samson Park -Construct Sellenger Ave parking	173,226	87,489	260,715
300410	P-12227 Program - Irrigation	-	625,762	625,762
300411	P-12226 Program - Playgrounds	-	281,538	281,538
300437	Samson park - Seasonal wetland, boardwalks and drainage cons	-	46,750	46,750
300438	Samson Park - Community Engagement and Concept Design	-	12,045	12,045
300447	Program - Sports Infrastructure	-	22,495	22,495
<b>Infrastructure - Paths</b>				
300362	P-12190 Program - Footpaths	-	114,608	114,608
300451	Milbourne St - New Path Connection	-	58,494	58,494
<b>Infrastructure - Other</b>				
300162	P-11878 Walyalup Koort Public Realm - Public Artwork	36,980	22,446	59,426
300285	P-12134 Program - Access and Inclusion Infrastructure	-	203	203
300395	P-12216 Bathers Beach - Safe Swimming Area	112,350	297,984	410,334
300397	P-12214 Place - South Beach - Additional Parking	5,244	318,451	323,695
300399	P-12225 Ken Allen Reserve Sports Lighting Upgrade	11,875	321,626	333,501
300406	P-12262 Walyalup Koort Public Realm	-	3,113	3,113
300413	P-12237 Program - Street Lighting	124,686	127,661	252,347
300418	P-12232 Program - Bus Stops	-	8,609	8,609
300434	P-12373 Hilton Park Master Plan - Northern Projects	-	151,083	151,083
<b>Total Annual Work in Progress</b>		<b>3,829,331</b>	<b>10,132,258</b>	<b>13,961,589</b>

\*LTD - Life to Date balance

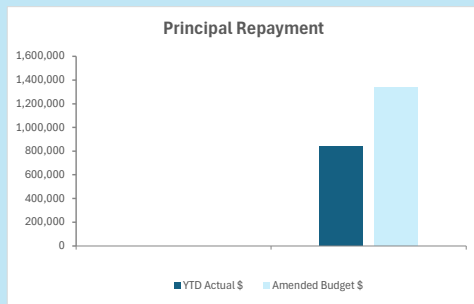
13,961,589

**MONTHLY FINANCIAL REPORT  
FOR THE PERIOD ENDED 30 APRIL 2026**

**BORROWINGS  
NOTE 4**

Particulars	Interest Rate %	Expiry date of Loan	Principal 1-July-2025 \$	Principal Repayment		Principal Balance		Interest and Guarantee Fee	
				YTD Actual \$	Amended Budget \$	30/04/2026 \$	Amended \$	YTD Actual \$	YTD Budget \$
<b>Recreation and culture</b>									
298 Leighton Beach Kiosk &	3.44	1/07/2025	41,869	41,869	41,869	0	(0)	-	-
301 Leighton Beach Kiosk	3.15	1/07/2026	52,083	41,502	41,502	10,581	10,581	937	690
303 Fremantle Boys School	2.86	28/06/2027	161,766	52,159	77,084	109,607	84,682	3,627	3,040
308 Arthur Head - Wall stabilisation	1.62	1/04/2031	309,640	49,544	49,544	260,096	260,096	6,890	4,020
<b>Transport</b>									
295 Road Asset Program	3.44	1/07/2025	26,499	26,499	26,499	(0)	-	-	-
296 Footpath Asset Program	3.44	1/07/2025	7,597	7,597	7,597	(0)	-	-	-
297 Drainage Asset Program	3.44	1/07/2025	8,833	8,833	8,833	(0)	-	-	-
300 Road Asset Program	3.15	1/07/2026	120,907	96,345	96,345	24,562	24,562	2,176	1,600
305 Heavy Vehicles	2.86	28/06/2027	106,341	46,595	55,060	59,746	51,281	3,139	2,170
<b>Economic services</b>									
279 Fremantle Markets Upgrade	5.56	1/07/2021	-	-	-	-	-	-	-
283 Fremantle Markets Upgrade	3.93	1/07/2022	-	-	-	-	-	-	-
307 Civic & Library Building	1.96	28/06/2040	15,705,937	452,887	910,213	15,253,050	14,795,724	344,228	252,810
<b>Community Amenities</b>									
SMRC	WACC	-	353,847	11,779	23,260	342,068	330,587	4,029	14,070
<b>Total</b>			<b>16,895,319</b>	<b>835,610</b>	<b>1,337,806</b>	<b>16,059,709</b>	<b>15,557,513</b>	<b>365,026</b>	<b>278,400</b>

The above YTD Actual interest is a result of accrual accounting, which requires that accounting transactions be recognized and recorded when they occur, regardless of whether payment has been made at that time has been recognised in accrued method.



**Principal Repayments**  
**\$835,610**

**Interest Earned**      **Finance Cost**  
**\$2,777,734**              **\$332,171**

**Reserves Bal**              **Loans Due**  
**\$17.69 M**                      **\$16.06 M**

**MONTHLY FINANCIAL REPORT  
FOR THE PERIOD ENDED 30 APRIL 2026**

**RESERVE FUND BALANCES AND MOVEMENTS SUMMARY  
NOTE 5(a)**

Reserve Fund	Opening Balance	New Loan	Transfer To Muni Fund		Transfers From Muni Fund		Closing Balance
	1-Jul-2025		For Operating	For Capital	From Operating	From Capital	30-Apr-2026
	\$	\$	\$	\$	\$	\$	\$
<b>Restricted by legislation/agreement</b>							
Public Open Space - Swan Hardware	26,899		-	-	849	-	27,748
Public Open Space - Developer contribution for Road Safety - McCabe Street	99,000		-	-	3,125	-	102,125
Public Open Space -Lot 507 Jean Street, Beaconsfield	158,550		-	-	5,005	-	163,555
Public Open Space - Christian Brothers	131,830		-	-	4,161	-	135,991
Public Open Space - Lot 502 Lefroy	61,600		-	-	1,945	-	63,545
Public Open Space - Knutsford Blinco	401,075		-	-	12,661	-	413,736
Leighton Precinct Maintenance Reserve	296,871	-	(50,353)	-	112,678	-	359,197
White Gum Valley Precinct Community Bore Reserve	35,338		-	-	10,060	-	45,398
Service charge reserve - South Fremantle Targeted Underground Pr	-		-	-	1,790,828	-	1,790,828
<b>Restricted by council</b>							
Cantonment Hill Master Plan Reserve	117,868	-	-	-	-	-	117,868
Community Care Programs Reserve (Previously HACC)	6,386		-	-	-	-	6,386
Fremantle Markets Conservation Reserve	70,132	-	-	-	-	-	70,132
Fremantle Oval Reserve	760,708	-	(67,627)	-	-	-	693,081
Hilton Park Sports Reserve	3,541,249		-	(174,526)	-	-	3,366,723
Investment Fund Reserve	4,936,788	-	-	(1,235,976)	-	-	3,700,812
Leisure Centre Upgrade Reserve	506,792	-	-	(23,193)	-	-	483,599
Parking Dividend Equalisation Reserve	6,192,654	-	-	(1,218,403)	-	-	4,974,251
Parks Recreation and Facilities Reserve	97,771	-	-	-	-	-	97,771
Sustainability Investment Reserve	200,310	-	-	(2,273)	-	-	198,037
Projects Unexpended Municipal Reserve	1,942,000		-	(1,057,999)	-	-	884,001
<b>Total</b>	<b>19,583,819</b>	<b>0</b>	<b>(117,980)</b>	<b>(3,712,370)</b>	<b>1,941,313</b>	<b>-</b>	<b>17,495,822</b>

**RESERVE FUND BALANCES AND MOVEMENTS DETAIL  
NOTE 5(b)**

**MONTHLY FINANCIAL REPORT  
FOR THE PERIOD ENDED 30 APRIL 2026**

	Adopted Budget 25/26	Amended Budget 25/26	YTD Actual
	\$	\$	\$
<b>Cash Backed Reserves</b>			
<b>Cantonment Hill Master Plan Reserve</b>			
<b><u>Reserve Purpose:</u></b>			
<i>To fund capital works at Cantonment Hill in accordance with the Cantonment Hill Master Plan.</i>			
<b><u>Source of Income:</u></b>			
<i>Transfer from the Investment Reserve as approved by Council. Transfer from Municipal Fund amounts determined by Council through the annual budget and budget review.</i>			
<b>Opening Balance</b>	<b>117,868</b>	<b>117,868</b>	<b>117,868</b>
Transfer to Reserves (Operating)	-	-	-
Transfer to Reserves (Capital)	-	-	-
Transfer from Reserves (Operating)	-	-	-
Transfer from Reserves (Capital)	-	-	-
<b>Closing Balance</b>	<b>117,868</b>	<b>117,868</b>	<b>117,868</b>
<b>Public Open Spaces Reserves</b>			
<b><u>Reserve Purpose:</u></b>			
<i>To hold any monies received as contribution for cash in lieu of public open space.</i>			
<b><u>Source of Income:</u></b>			
<i>Transferred from Trust Fund (no longer required to be held in Trust)</i>			
<b>Opening Balance</b>	<b>878,954</b>	<b>878,954</b>	<b>878,954</b>
<i>CIL POS - Swan Hardware</i>	26,899	26,899	26,899
<i>CIL POS - Developer contribution for Road Safety - McCabe Street</i>	99,000	99,000	99,000
<i>CIL POS - Lot 507 Jean Street, Beaconsfield</i>	158,550	158,550	158,550
<i>CIL POS - Christian Brothers</i>	131,830	131,830	131,830
<i>CIL POS - Lot 502 Lefroy</i>	61,600	61,600	61,600
<i>CIL POS - Knutsford Blinco</i>	401,075	401,075	401,075
Transfer to Reserves (Operating) - Interest Accrued	-	-	27,746
<i>CIL POS - Swan Hardware</i>	-	-	849
<i>CIL POS - Developer contribution for Road Safety - McCabe Street</i>	-	-	3,125
<i>CIL POS - Lot 507 Jean Street, Beaconsfield</i>	-	-	5,005
<i>CIL POS - Christian Brothers</i>	-	-	4,161
<i>CIL POS - Lot 502 Lefroy</i>	-	-	1,945
<i>CIL POS - Knutsford Blinco</i>	-	-	12,661
Transfer to Reserves (Capital)	-	-	-
Transfer from Reserves (Operating)	-	-	-
Transfer from Reserves (Capital)	(10,000)	(10,000)	-
<i>300197 - P-10412 Design and construct - Booyembara Park Masterplan</i>	(10,000)	-	-
<i>300455 - P12410 Booyembara Park Masterplan Forward Planning</i>	-	(10,000)	-
<b>Closing Balance</b>	<b>868,954</b>	<b>868,954</b>	<b>906,700</b>

**RESERVE FUND BALANCES AND MOVEMENTS DETAIL  
NOTE 5(b)**

**MONTHLY FINANCIAL REPORT  
FOR THE PERIOD ENDED 30 APRIL 2026**

	Adopted Budget 25/26	Amended Budget 25/26	YTD Actual
	\$	\$	\$
<b>Cash Backed Reserves</b>			
<b>Community Care Programs Reserve (Previous HACC Asset Replacement Reserve)</b>			
<b>Reserve Purpose:</b>			
<i>To fund Community Care Programs.</i>			
<b>Source of Income:</b>			
<i>Transfer from final balance held in old HACC Asset Replacement Reserve at end of 17/18 financial year.</i>			
<b>Opening Balance</b>	<b>6,386</b>	<b>6,386</b>	<b>6,386</b>
Transfer to Reserves (Operating)	-	-	-
Transfer to Reserves (Capital)	-	-	-
Transfer from Reserves (Operating)	-	-	-
Transfer from Reserves (Capital)	-	-	-
<b>Closing Balance</b>	<b>6,386</b>	<b>6,386</b>	<b>6,386</b>
<b>Fremantle Markets Conservation Reserve</b>			
<b>Reserve Purpose:</b>			
<i>To fund conservation works to the Fremantle Markets.</i>			
<b>Source of Income:</b>			
<i>Contribution by lessee on signing of new lease in June 2008. Increase of rent derived from the premises for the first ten years of the</i>			
<b>Opening Balance</b>	<b>70,132</b>	<b>70,132</b>	<b>70,132</b>
Transfer to Reserves (Operating)	-	-	-
Transfer to Reserves (Capital)	-	-	-
Transfer from Reserves (Operating)	-	-	-
Transfer from Reserves (Capital)	-	-	-
<b>300121 - P-11843 Design and construct- Markets Building Services</b>	-	-	-
<b>Closing Balance</b>	<b>70,132</b>	<b>70,132</b>	<b>70,132</b>
<b>Fremantle Oval Reserve</b>			
<b>Reserve Purpose:</b>			
<i>To fund capital and business planning costs associated with the redevelopment of the Fremantle Oval precinct.</i>			
<b>Source of Income:</b>			
<i>amounts determined by Council through the annual budget, budget review and budget amendments.</i>			
<b>Opening Balance</b>	<b>773,303</b>	<b>760,708</b>	<b>760,708</b>
Transfer to Reserves (Operating)	-	-	-
Transfer to Reserves (Capital)	-	-	-
Transfer from Reserves (Operating)	-	(295,708)	(67,627)
<b>200132 - P-10300 Plan-Fremantle Oval Precinct</b>	-	-	-
<b>200889 P-12425 Fremantle Oval Redevelopment Planning</b>	-	(295,708)	(67,627)
Transfer from Reserves (Capital)	(308,303)	-	-
<b>300426 Buildings - Fremantle Oval Redevelopment</b>	(308,303)	-	-
<b>Closing Balance</b>	<b>465,000</b>	<b>465,000</b>	<b>693,081</b>

RESERVE FUND BALANCES AND MOVEMENTS DETAIL  
NOTE 5(b)

MONTHLY FINANCIAL REPORT  
FOR THE PERIOD ENDED 30 APRIL 2026

Cash Backed Reserves	Adopted Budget 25/26	Amended Budget 25/26	YTD Actual
	\$	\$	\$
<b>Hilton Park Sports Reserve</b>			
<b>Reserve Purpose:</b>			
<i>To fund sporting, infrastructure and facility improvements in and around Hilton Park Sports Reserve.</i>			
<b>Source of Income:</b>			
<i>Transfer from Municipal Fund amount determined by Council through the annual budget and budget review.</i>			
Opening Balance	3,490,000	3,541,249	3,541,249
Transfer to Reserves (Operating)	-	-	-
Transfer to Reserves (Capital)	-	-	-
Transfer from Reserves (Operating)	-	-	-
Transfer from Reserves (Capital)	(830,000)	(832,739)	(174,526)
300344 - P-11843 P-11989 - Design and construct - Hilton Reserve	(200,000)	(202,739)	(23,443)
300434 - P-12373 Hilton Park Master Plan - Northern Projects	(630,000)	(630,000)	(151,083)
<b>Closing Balance</b>	<b>2,660,000</b>	<b>2,708,510</b>	<b>3,366,723</b>
<b>Investment Fund Reserve</b>			
<b>Reserve Purpose:</b>			
<i>To realise and make investments in income producing assets. A specified list of investment properties forms part of the investments. Funds will not be withdrawn from the reserve to subsidise operating or recurrent expenditure, nor shall funds be withdrawn for the purpose of providing community facilities that do not provide a commercial rate of return, unless specifically decided otherwise by the Council.</i>			
<b>Source of Income:</b>			
<i>Net proceeds of sale of nominated freehold properties, unless otherwise resolved by Council. Net proceeds from sale of miscellaneous parcels of land, unless otherwise resolved by Council. Transfer from municipal fund of principal repayment equivalent for Loan 189 (Queensgate) that was paid out in January 2006 using funds from the Investment Reserve. Net proceeds from the winding up of the City of Fremantle Trust Fund as per the City of Fremantle and Town of East Fremantle Trust Funds (Amendment and Expiry) Bill 2013.</i>			
Opening Balance	4,828,601	4,936,788	4,936,788
Transfer to Reserves (Operating)	-	-	-
Transfer to Reserves (Capital)	-	-	-
Transfer from Reserves (Operating)	-	-	-
Transfer from Reserves (Capital)	(707,638)	(1,270,613)	(1,235,976)
300073 - P-11077 Install - Network Infrastructure (Kings Square)	(34,638)	(34,638)	-
300112 - P-11829 Design and construct - Commercial tenancy (KS)	(23,000)	(29,533)	(29,533)
300206 - P-10297 Construct-Walyalup Civic Centre & Library (KS)- Extr	-	-	-
300299 - P-12090 Fitout - WCC tenancy - Level 1,2 & 3	(650,000)	(1,206,442)	(1,206,442)
<b>Closing Balance</b>	<b>4,120,963</b>	<b>3,666,175</b>	<b>3,700,812</b>

**RESERVE FUND BALANCES AND MOVEMENTS DETAIL  
NOTE 5(b)**

**MONTHLY FINANCIAL REPORT  
FOR THE PERIOD ENDED 30 APRIL 2026**

	Adopted Budget 25/26	Amended Budget 25/26	YTD Actual
	\$	\$	\$
<b>Cash Backed Reserves</b>			
<b>Leighton Precinct Maintenance Reserve</b>			
<b><u>Reserve Purpose:</u></b>			
<i>To hold any specified area rate income raised during the financial year that were unspent at 30 June in relation to Leighton Precinct maintenance. To fund the above normal costs associated with maintaining the higher standard of the landscaping of the Leighton residential area.</i>			
<b><u>Source of Income:</u></b>			
<i>Revenue raised from a specified area rates that was unspent at the end of the financial year.</i>			
<b>Opening Balance</b>	270,163	296,871	296,871
Transfer to Reserves (Operating)	89,312	89,312	112,679
100913 - Maintain Landscape - Leighton Precinct SAR	89,312	89,312	74,977
Transfer to Reserves (Interest Accrued)	-	-	10,785
Transfer to Reserves (Capital)	-	-	-
Transfer from Reserves (Operating)	(61,000)	(61,000)	(50,353)
100913 - Maintain Landscape - Leighton Precinct SAR	(61,000)	(61,000)	(23,436)
Transfer from Reserves (Capital)	-	-	-
<b>Closing Balance</b>	<b>298,475</b>	<b>325,183</b>	<b>359,197</b>
<b>Leisure Centre Upgrade Reserve</b>			
<b><u>Reserve Purpose:</u></b>			
<i>To provide funds for major upgrading and refurbishment works at the Fremantle Leisure Centre.</i>			
<b><u>Source of Income:</u></b>			
<i>Transfer from the Investment Reserve as approved by Council. Transfer from Municipal Fund amounts determined by Council through the annual budget and budget review.</i>			
<b>Opening Balance</b>	483,599	506,792	506,792
Transfer to Reserves (Operating)	-	-	-
Transfer to Reserves (Capital)	-	-	-
Transfer from Reserves (Operating)	-	-	-
Transfer from Reserves (Capital)	-	(23,193)	(23,193)
300422 - P-12239 Buildings -FLC Pool structural works & plant upgrade	-	0	0
<b>Closing Balance</b>	<b>483,599</b>	<b>483,599</b>	<b>483,599</b>

RESERVE FUND BALANCES AND MOVEMENTS DETAIL

MONTHLY FINANCIAL REPORT  
 FOR THE PERIOD ENDED 30 APRIL 2026

NOTE 5(b)

	Adopted Budget 25/26	Amended Budget 25/26	YTD Actual
	\$	\$	\$
<b>Cash Backed Reserves</b>			
<b>Parking Dividend Equalisation Reserve</b>			
<b>Reserve Purpose:</b>			
<i>To provide a smoothing out of revenue contributions to municipal operations from commercial parking activities. That is to be achieved as follows (a) by transferring net profits in excess of budget to the reserve and (b) if required, when there is a material (i.e. plus 1%) net loss, transferring funds from the reserve to municipal fund to compensate the loss. Fund commercial parking capital equipment and facilities or parking infringement capital equipment and facilities to the extent the funds available in the reserve exceed 2.5% of budgeted gross parking revenue. Provide temporary funding to the City for its initial contribution to the Hilton Underground Power project. This funding will be returned to the Reserve annually via a service levy on residential consumers within the Hilton Underground Power project.</i>			
<b>Source of Income:</b>			
<i>Transfer from the Municipal Fund (a) net profit on commercial parking operations exceeding a set figure in the budget. Note: Net profit is calculated including depreciation and allocated support service costs but excludes capital. and/or (b) Transfer from the Municipal Fund amounts determined by Council through the annual budget or budget review in relation to parking operations. Transfer from Municipal Fund amounts determined by Council through the annual budget or budget review in relation to parking infringement operations. Net proceeds from sale of parking facilities as determined by Council through the annual budget or budget review.</i>			
<b>Opening Balance</b>	5,962,048	6,192,654	6,192,654
Transfer to Reserves (Operating)	-	-	-
Transfer to Reserves (Capital)	-	-	-
Transfer from Reserves (Operating)	-	-	-
Transfer from Reserves (Capital)	(1,509,000)	(2,379,606)	(1,218,403)
300259 - P-12041 Program - Ticket machines	(1,509,000)	(1,739,606)	(1,218,403)
300457 Construct 7-15 Quarry St Car park	-	(640,000)	-
<b>Closing Balance</b>	<b>4,453,048</b>	<b>3,813,048</b>	<b>4,974,251</b>
<b>Parks Recreation and Facilities Reserve</b>			
<b>Reserve Purpose:</b>			
<i>To fund improvements within the South Fremantle Tip Site Reserve. To Finance improvements within the Kings Square Reserve. To Finance tourism projects within the City. To finance facilities for sporting clubs on a self supporting loan basis in accordance with Council guidelines for such advances to clubs. To Finance improvements within the Port and Leighton Beach Reserve. To finance capital works and improvements at Fremantle Oval. To Finance improvements or major refurbishments to other parks and recreation facilities within the municipality.</i>			
<b>Source of Income:</b>			
<i>Municipal Fund contribution as approved by Council in the annual budget.</i>			
<b>Opening Balance</b>	97,771	97,771	97,771
Transfer to Reserves (Operating)	-	-	-
Transfer to Reserves (Capital)	-	-	-
Transfer from Reserves (Operating)	-	-	-
Transfer from Reserves (Capital)	-	-	-
<b>Closing Balance</b>	<b>97,771</b>	<b>97,771</b>	<b>97,771</b>

**RESERVE FUND BALANCES AND MOVEMENTS DETAIL  
NOTE 5(b)**

**MONTHLY FINANCIAL REPORT  
FOR THE PERIOD ENDED 30 APRIL 2026**

	Adopted Budget 25/26	Amended Budget 25/26	YTD Actual
	\$	\$	\$
<b>Cash Backed Reserves</b>			
<b>Projects Unexpended Municipal Reserve</b>			
<b>Reserve Purpose:</b>			
<i>To hold municipal funding for uncompleted or deferred projects, that will be completed and expended in ensuing financial years.</i>			
<b>Source of Income:</b>			
<i>Municipal Fund unexpended as approved by Council in the annual budget or budget. review.</i>			
<b>Opening Balance</b>	<b>1,942,000</b>	<b>1,942,000</b>	<b>1,942,000</b>
Transfer to Reserves (Operating)	-	-	-
Transfer to Reserves (Capital)	-	2,700,000	-
Transfer from Reserves (Operating)	-	-	-
Transfer from Reserves (Capital)	(1,942,000)	(1,942,000)	(1,057,999)
300167 P-11944 Design and construct – 38-40 Henry Street – Façade¹	(1,150,000)	(1,150,000)	(909,669)
300373 P-12171 Install - Old Fire Station - Electrical and fire sys	(170,000)	(170,000)	(148,330)
300341 P-12082 Design and construct - Brad Hardie Changerooms	(380,000)	(380,000)	-
300394 P-12217 Buildings -Town Hall - Performance infrastructure	(242,000)	(242,000)	-
<b>Closing Balance</b>	<b>-</b>	<b>2,700,000.00</b>	<b>884,001</b>
<b>South Beach Reserve</b>			
<b>Reserve Purpose:</b>			
<i>To fund infrastructure and facilities improvement</i>			
<b>Source of Income:</b>			
<i>Transfer from Retained Surplus Brought Forward from 2020-21 financial year</i>			
<b>Opening Balance</b>	<b>500,000</b>	-	-
Transfer to Reserves (Operating)	-	-	-
Transfer to Reserves (Capital)	-	-	-
Transfer from Reserves (Operating)	-	-	-
Transfer from Reserves (Capital)	(500,000)	-	-
300218 - P-11992 Design & construct–South Beach–Changerooms	-	-	-
<b>Closing Balance</b>	<b>-</b>	<b>-</b>	<b>-</b>

**RESERVE FUND BALANCES AND MOVEMENTS DETAIL  
NOTE 5(b)**

**MONTHLY FINANCIAL REPORT  
FOR THE PERIOD ENDED 30 APRIL 2026**

	Adopted Budget 25/26	Amended Budget 25/26	YTD Actual
<b>Cash Backed Reserves</b>			
	\$	\$	\$
<b>Service charge reserve - South Fremantle Targeted Underground Power</b>			
<b>Reserve Purpose:</b>			
<i>To fund the delivery of the South Fremantle Targeted Underground Power Project being delivered by Western Power.</i>			
<b>Source of Income:</b>			
<i>Transfer from Municipal Fund amounts determined by Council through the annual budget and budget review.</i>			
<b>Opening Balance</b>			
Transfer to Reserves (Operating)	1,800,000.00	1,835,000	1,790,828
<b>200845 - South Fremantle Targeted Underground Power</b>	<b>1,800,000.00</b>	<b>1,835,000</b>	<b>1,752,997</b>
<b>200845 - South Fremantle Targeted Underground Power - Interest accrued</b>	<b>-</b>	<b>-</b>	<b>37,831</b>
Transfer to Reserves (Capital)	-	-	-
Transfer from Reserves (Operating)	-	-	-
Transfer from Reserves (Capital)	-	-	-
<b>Closing Balance</b>	<b>1,800,000</b>	<b>1,835,000</b>	<b>1,790,828</b>
<b>Sustainability Investment Reserve</b>			
<b>Reserve Purpose:</b>			
<i>To purchase sufficient carbon offsets to maintain the City's carbon neutral status. Remaining funds will then be used to invest in projects that promote positive renewable energy outcomes. If no renewable energy projects can be identified, the fund will accumulate that year's contribution.</i>			
<b>Source of Income:</b>			
<i>Transfer from Municipal Fund amounts determined by Council through the annual budget and budget review.</i>			
<b>Opening Balance</b>	<b>200,310</b>	<b>200,310</b>	<b>200,310</b>
Transfer to Reserves (Operating)	-	-	-
Transfer to Reserves (Capital)	-	-	-
Transfer from Reserves (Operating)	-	-	-
Transfer from Reserves (Capital)	(22,310)	(22,310)	(2,273)
<b>300152 - P-11873 Program-Solar Panels City</b>	<b>-</b>	<b>-</b>	<b>(2,273)</b>
<b>Closing Balance</b>	<b>178,000</b>	<b>178,000</b>	<b>198,037</b>

**RESERVE FUND BALANCES AND MOVEMENTS DETAIL  
NOTE 5(b)**

**MONTHLY FINANCIAL REPORT  
FOR THE PERIOD ENDED 30 APRIL 2026**

	Adopted Budget 25/26	Amended Budget 25/26	YTD Actual
<b>Cash Backed Reserves</b>			
	\$	\$	\$
<b>White Gum Valley Precinct Community Bore Reserve</b>			
<b>Reserve Purpose:</b>			
<i>To fund the associated costs required to maintain the community bore within the WGV development.</i>			
<b>Source of Income:</b>			
<i>Revenue raised from a service charge that was unspent at the end of the financial year.</i>			
<b>Opening Balance</b>	<b>36,683</b>	<b>35,338</b>	<b>35,338</b>
Transfer to Reserves (Operating)	8,804	8,804	10,060
<i>100738 - Service charge - Use of community bore</i>	8,804	8,804	8,804
<i>Transfer from Reserves (Interest Accrued)</i>			1,256
Transfer to Reserves (Capital)	-	-	-
Transfer from Reserves (Operating)	(4,000)	(4,000)	-
Transfer from Reserves (Capital)	-	-	-
<b>Closing Balance</b>	<b>41,487</b>	<b>40,142</b>	<b>45,398</b>
<b>Summary</b>			
<b>Opening Balance</b>	<b>19,400,268</b>	<b>19,583,819</b>	<b>19,583,819</b>
Transfer to Reserves (Operating)	1,898,116	1,933,116	1,941,313
Transfer to Reserves (Capital)	0	2,700,000	0
Transfer from Reserves (Operating)	(65,000)	(360,708)	(117,980)
Transfer from Reserves (Capital)	(5,829,251)	(6,480,461)	(3,712,370)
<b>Closing Balance</b>	<b>15,404,133</b>	<b>17,375,766</b>	<b>17,495,822</b>

**MONTHLY FINANCIAL REPORT  
FOR THE PERIOD ENDED 30 APRIL 2026**

**TRUST FUND  
NOTE 6**

Funds held at balance date over which the City has no control and which are not included in this statement are as follows:

Description	Opening Balance 1-Jul-2025	Amount Received	Amount Paid	Closing Balance 30 Apr 2026
	\$	\$	\$	\$
<b>Cash In Lieu of Parking</b>	469,360	-	-	469,360
<b>Cash In Lieu of Public Open Space</b>				
37 Strang Street subdivision	85,673	-	-	85,673
<b>Bequests</b>				
Gwenth Ewens	28,774	1,523	-	30,297
John Francis Boyd	2,700	-	-	2,700
Victor Felstead	18,528	23,457	-	41,985
<b>Unclaimed Funds - Debtors</b>	4,441	-	-	4,441
<b>Miscellaneous</b>	109,422	-	(102,113)	7,310
<b>Trust Interest</b>	56,146	-	-	56,146
	<b>775,045</b>	<b>24,979</b>	<b>(102,113)</b>	<b>697,911</b>

**City of Fremantle  
Ordinary Meeting of Council – Agenda  
27 May 2026**

STATEMENT OF FINANCIAL ACTIVITY  
FOR THE PERIOD ENDED 30 APRIL 2026

**Operating Activities**  
**Monthly Financial Report - April 2026**  
**NOTE 7  
RECEIVABLES**

Receivables - Rates	30 Jun 25	30 Apr 26
	\$	\$
Opening Arrears Previous Years	1,224,429	865,976
<i>Levied this year</i>		
Rates	63,174,583	66,855,005
ESL	9,265,995	9,729,441
Other	215,566	2,016,468
Less Collections to date	(73,014,597)	(75,182,059)
Equals Current Outstanding	<b>865,976</b>	<b>4,284,830</b>
<b>Net Rates Collectable</b>	<b>865,976</b>	<b>4,284,830</b>
% Collected	98.83%	94.61%

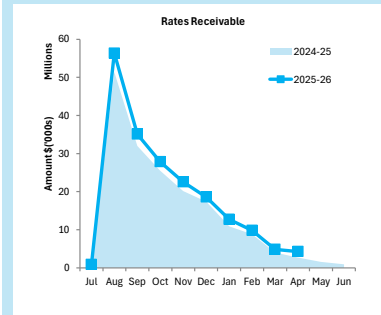
Receivables - General	Current	30 Days	60 Days	90+ Days	Total
	\$	\$	\$	\$	\$
<b>Debtors</b>	<b>76%</b>	<b>5%</b>	<b>2%</b>	<b>18%</b>	<b>100%</b>
CEO Marketing & Economic Development	-	150	-	2,423	2,573
Community Development	3,040	22,000	300	12,723	38,063
Commercial Properties	289,325	(16,245)	6,713	104,707	384,499
Commercial Waste	-	-	-	6,445	6,445
Corporate Services	65,657	14,933	4,867	6,319	91,776
Fremantle Arts Centre	11,013	18,296	510	1,216	31,035
Fremantle Leisure Centre	1,434	(408)	43	-	1,068
Hall/Reserve Hire	-	-	443	2,916	3,358
Miscellaneous Debtor	(957)	-	-	(1,089)	(2,045)
Parking	14,504	449	-	-	14,953
Samson Recreation Centre	375	225	-	-	600
Technical Services	199,500	-	-	-	199,500
<b>Total</b>	<b>583,890</b>	<b>39,401</b>	<b>12,875</b>	<b>135,660</b>	<b>771,825</b>
Less: Provision for Doubtful Debt	(65,420)				(65,420)
Add: Prepayments	499,158				499,158
<b>TOTAL Sundry Debtors</b>					<b>1,205,562</b>
<b>Balance per Trial Balance</b>					
Sundry debtors	1,205,562				1,205,562
GST receivable	366,824				366,824
<b>Total Receivables General Outstanding</b>					<b>1,572,386</b>
Amounts shown above include GST (where applicable)					

**KEY INFORMATION**

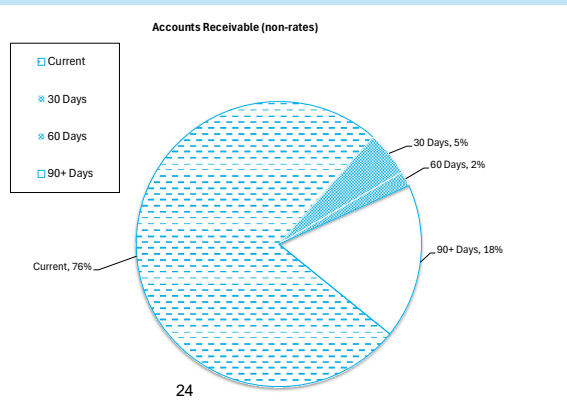
Trade and other receivables include amounts due from ratepayers for unpaid rates and service charges and other amounts due from third parties for goods sold and services performed in the ordinary course of business.

**SIGNIFICANT ACCOUNTING POLICIES**

Receivables expected to be collected within 12 months of the end of the reporting period are classified as current assets. All other receivables are classified as non-current assets. Collectability of trade and other receivables is reviewed on an ongoing basis. Debts that are known to be uncollectible are written off when identified. An allowance for doubtful debts is raised when there is objective evidence that they will not be collectible.



Collected	Rates Due
<b>94.61%</b>	<b>\$4,284,830</b>



Receivables - Debtors
<b>\$771,825</b>
<b>Over 30 Days</b>
<b>24.35%</b>
<b>Over 90 Days</b>
<b>17.58%</b>

**NOTES TO THE STATEMENT OF FINANCIAL ACTIVITY  
FOR THE PERIOD ENDED 30 APRIL 2026**

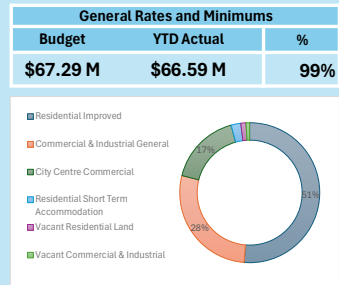
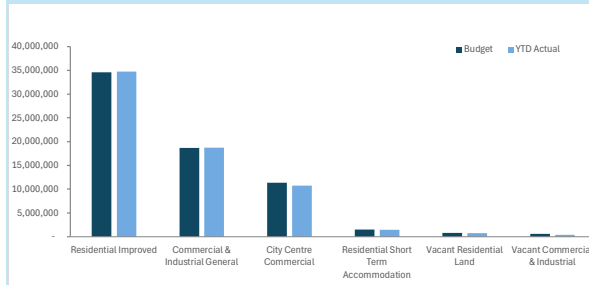
**OPERATING ACTIVITIES  
NOTE 8  
RATE REVENUE**

General Rate Revenue	Rate in	Number of Properties	Rateable Value	Adopted Original Budget			YTD Actual		
				Rate Revenue	Interim Rate	Total Revenue	Rate Revenue	Interim Rates	Total Revenue
RATE TYPE	\$		\$	\$	\$	\$	\$	\$	
<b>Differential General Rate</b>									
Residential Improved	0.087664	9,649	304,395,365	26,684,515	80,000	26,764,515	26,730,313	132,639	26,862,953
Commercial & Industrial General	0.118877	1,440	151,756,103	18,040,309	-	18,040,309	18,040,310	24,623	18,064,933
City Centre Commercial	0.118877	359	87,399,903	10,389,838	820,000	11,209,838	10,389,837	228,561	10,618,397
Residential Short Term Accommodation	0.118835	449	11,832,026	1,406,059	-	1,406,059	1,316,695	51,419	1,368,113
Vacant Residential Land	0.151417	148	4,286,490	649,047	-	649,047	649,047	(50,893)	598,154
Vacant Commercial & Industrial	0.175327	38	3,123,125	547,568	-	547,568	547,568	(182,027)	365,541
<b>Minimum Rates</b>									
Residential Improved	1825	4,296	76,607,212	7,840,200	-	7,840,200	7,873,050	-	7,873,050
Commercial & Industrial General	1825	353	4,088,752	644,225	-	644,225	644,225	-	644,225
City Centre Commercial	1825	67	734,456	122,275	-	122,275	122,275	-	122,275
Residential Short Term Accommodation	1825	63	904,020	114,975	-	114,975	105,850	-	105,850
Vacant Residential Land	1770	88	796,125	155,760	-	155,760	155,760	-	155,760
Vacant Commercial & Industrial	1825	12	85,450	21,900	-	21,900	21,900	-	21,900
<b>Sub-Totals</b>		<b>16,962</b>	<b>646,011,027</b>	<b>66,616,671</b>	<b>900,000</b>	<b>67,516,671</b>	<b>66,596,829</b>	<b>204,322</b>	<b>66,801,151</b>
Discount						-	-	-	-
Concession						(225,198)	(225,198)	17,295	(207,903)
<b>Amount from General Rates</b>						<b>67,291,473</b>			<b>66,593,249</b>
Ex-Gratia Rates						-	-	-	-
<b>Total General Rates</b>						<b>67,291,473</b>			<b>66,593,249</b>
<b>Specified Area Rates</b>									
CBD Security Levy	0.001529					157,409	157,409	2,454	159,863
Leighton Maintenance	0.006614					89,312	89,312	12,581	101,893
<b>Total Specified Area Rates</b>						<b>246,721</b>	<b>246,721</b>	<b>15,035</b>	<b>261,756</b>
<b>Totals</b>						<b>67,538,194</b>			<b>66,855,005</b>

**SIGNIFICANT ACCOUNTING POLICIES**

Rates, grants, donations and other contributions are recognised as revenues when the local government obtains control over the assets comprising the contributions. Control over assets acquired from rates is obtained at the commencement of the rating period or, where earlier, upon receipt of the rates.

**KEY INFORMATION**



**MONTHLY FINANCIAL REPORT  
FOR THE PERIOD ENDED 30 APRIL 2026**

**INFORMATION**

**PREPARATION TIMING AND REVIEW**

Prepared by: Financial Accountant  
Reviewed by: Financial Accounting Team Leader

**BASIS OF PREPARATION**

**REPORT PURPOSE**

This report is prepared to meet the requirements of Local Government (Financial Management) Regulations 1996, Regulation 34. Note: The Statements and accompanying notes are prepared based on all transactions recorded at the time of preparation and may vary due to transactions being processed for the reporting period after the date of preparation.

**BASIS OF ACCOUNTING**

This statement comprises a special purpose financial report which has been prepared in accordance with Australian Accounting Standards (as they apply to local governments and not-for-profit entities), Australian Accounting Interpretations, other authoritative pronouncements of the Australian Accounting Standards Board, the Local Government Act 1995 and accompanying regulations. Material accounting policies which have been adopted in the preparation of this statement are presented below and have been consistently applied unless stated otherwise. Except for cash flow and rate setting information, the report has also been prepared on the accrual basis and is based on historical costs, modified, where applicable, by the measurement at fair value of selected non-current assets, financial assets and liabilities.

**THE LOCAL GOVERNMENT REPORTING ENTITY**

All Funds through which the Council controls resources to carry on its functions have been included in this statement. In the process of reporting on the local government as a single unit, all transactions and balances between those funds (for example, loans and transfers between Funds) have been eliminated. All monies held in the Trust Fund are excluded from the statement, but a separate statement of those monies appears at Note 6.

**SIGNIFICANT ACCOUNTING POLICES**

**GOODS AND SERVICES TAX**

Revenues, expenses and assets are recognised net of the amount of GST, except where the amount of GST incurred is not recoverable from the Australian Taxation Office (ATO). Receivables and payables are stated inclusive of GST receivable or payable. The net amount of GST recoverable from, or payable to, the ATO is included with receivables or payables in the statement of financial position. Cash flows are presented on a gross basis. The GST components of cash flows arising from investing or financing activities which are recoverable from, or payable to, the ATO are presented as operating cash flows.

**CRITICAL ACCOUNTING ESTIMATES**

The preparation of a financial report in conformity with Australian Accounting Standards requires management to make judgements, estimates and assumptions that effect the application of policies and reported amounts of assets and liabilities, income and expenses. The estimates and associated assumptions are based on historical experience and various other factors that are believed to be reasonable under the circumstances; the results of which form the basis of making the judgements about carrying values of assets and liabilities that are not readily apparent from other sources. Actual results may differ from these estimates.

**ROUNDING OFF FIGURES**

All figures shown in this statement are rounded to the nearest dollar.

**KEY TERMS AND DESCRIPTIONS  
FOR THE PERIOD ENDED 30 APRIL 2026**

**STATUTORY REPORTING PROGRAMS**

City operations as disclosed in these financial statements encompass the following service orientated activities/programs.

<b>PROGRAM NAME</b>	<b>OBJECTIVE</b>	<b>ACTIVITIES</b>
<b>GOVERNANCE</b>	To provide a decision making process for the efficient allocation of scarce resources.	Includes the activities of members of council and the administrative support available to the council for the provision of governance of the district. Other costs relate to the task of assisting elected members and ratepayers on matters which do not concern specific council services.
<b>GENERAL PURPOSE FUNDING</b>	To collect revenue to allow for the provision of services.	Rates, general purpose government grants and interest revenue.
<b>LAW, ORDER, PUBLIC SAFETY</b>	To provide services to help ensure a safer and environmentally conscious community.	Supervision and enforcement of various local laws relating to fire prevention, animal control and other aspects of public safety including emergency services.
<b>HEALTH EDUCATION AND WELFARE</b>	To provide an operational framework To provide services to disadvantaged persons, the elderly, children and youth.	Inspection of food outlets and their control, provision of Maintenance of child minding centre, playgroup centre, senior citizen centre and aged care centre. Provision and maintenance of home and community care programs and youth services.
<b>HOUSING</b>	To provide and maintain elderly residents housing.	Provision and maintenance of elderly residents housing.
<b>COMMUNITY AMENITIES</b>	To provide services required by the community.	Rubbish collection services, operation of rubbish disposal sites, litter control, construction and maintenance of urban storm water drains, protection of the environment and administration of town planning schemes, cemetery and public conveniences.
<b>RECREATION AND CULTURE</b>	To establish and effectively manage infrastructure and resource which will help the social well being of the community.	Maintenance of public halls, civic centres, aquatic centre, beaches, recreation centres and various sporting facilities. Provision and maintenance of parks, gardens and playgrounds. Operation of library, museum and other cultural facilities.
<b>TRANSPORT ECONOMIC SERVICES</b>	To provide safe, effective and To help promote the City and its economic wellbeing.	Construction and maintenance of roads, streets, footpaths, Tourism and area promotion including the maintenance and operation of a caravan park. Provision of rural services including weed control, vermin control and standpipes. Building Control.
<b>OTHER PROPERTY AND SERVICES</b>	To monitor and control City overheads operating accounts.	Private works operation, plant repair and operation costs and engineering operation costs.

**KEY TERMS AND DESCRIPTIONS**

**FOR THE PERIOD ENDED 30 APRIL 2026**

**NATURE OR TYPE DESCRIPTIONS**

**REVENUE**

**RATES**

All rates levied under the Local Government Act 1995. Includes general, differential, specific area rates, minimum rates, interim rates, back rates, ex-gratia rates, less discounts offered. Exclude administration fees, interest on instalments, interest on arrears and service charges.

**GRANTS, SUBSIDIES AND CONTRIBUTIONS**

Refer to all amounts received as grants, subsidies and contributions that are not non-operating grants.

**NON-OPERATING GRANTS, SUBSIDIES AND CONTRIBUTIONS**

Amounts received specifically for the acquisition, construction of new or the upgrading of non-current assets paid to a local government, irrespective of whether these amounts are received as capital grants, subsidies, contributions or donations.

**PROFIT ON ASSET DISPOSAL**

Profit on the disposal of assets including gains on the disposal of long term investments. Losses are disclosed under the expenditure classifications.

**FEES AND CHARGES**

Revenues (other than service charges) from the use of facilities and charges made for local government services, sewerage rates, rentals, hire charges, fee for service, photocopying charges, licences, sale of goods or information, fines, penalties and administration fees. Local governments may wish to disclose more detail such as rubbish collection fees, rental of property, fines and penalties, other fees and charges.

**SERVICE CHARGES**

Service charges imposed under Division 6 of Part 6 of the Local Government Act 1995. Regulation 54 of the Local Government (Financial Management) Regulations 1996 identifies these as television and radio broadcasting, underground electricity and neighbourhood surveillance services. Exclude rubbish removal charges. Interest and other items of a similar nature received from bank and investment accounts, interest on rate instalments, interest on rate arrears and interest on debtors.

**INTEREST EARNINGS**

Interest and other items of a similar nature received from bank and investment accounts, interest on rate instalments, interest on rate arrears and interest on debtors.

**OTHER REVENUE / INCOME**

Other revenue, which can not be classified under the above headings, includes dividends, discounts, rebates etc.

**EXPENSES**

**EMPLOYEE COSTS**

All costs associate with the employment of person such as salaries, wages, allowances, benefits such as vehicle and housing, superannuation, employment expenses, removal expenses, relocation expenses, worker's compensation insurance, training costs, conferences, safety expenses, medical examinations, fringe benefit tax, etc.

**MATERIALS AND CONTRACTS**

All expenditures on materials, supplies and contracts not classified under other headings. These include supply of goods and materials, legal expenses, consultancy, maintenance agreements, communication expenses, advertising expenses, membership, periodicals, publications, hire expenses, rental, leases, postage and freight etc. Local governments may wish to disclose more detail such as contract services, consultancy, information technology, rental or lease expenditures.

**UTILITIES (GAS, ELECTRICITY, WATER, ETC.)**

Expenditures made to the respective agencies for the provision of power, gas or water. Exclude expenditures incurred for the reinstatement of roadwork on behalf of these agencies.

**INSURANCE**

All insurance other than worker's compensation and health benefit insurance included as a cost of employment.

**LOSS ON ASSET DISPOSAL**

Loss on the disposal of fixed assets.

**DEPRECIATION ON NON-CURRENT ASSETS**

Depreciation expense raised on all classes of assets.

**FINANCE COST**

Interest and other costs of finance paid, including costs of finance for loan debentures, overdraft accommodation and refinancing expenses.

**OTHER EXPENDITURE**

Statutory fees, taxes, provision for bad debts, member's fees or State taxes. Donations and subsidies made to community groups.

**NOTES TO THE STATEMENT OF FINANCIAL ACTIVITY  
FOR THE PERIOD ENDED 30 APRIL 2026**

**INFORMATION  
NET CURRENT ASSETS**

**SIGNIFICANT ACCOUNTING POLICIES**

**CURRENT AND NON-CURRENT CLASSIFICATION**

In the determination of whether an asset or liability is current or non-current, consideration is given to the time when each asset or liability is expected to be settled. The asset or liability is classified as current if it is expected to be settled within the next 12 months, being the Council's operational cycle. In the case of liabilities where Council does not have the unconditional right to defer settlement beyond 12 months, such as vested long service leave, the liability is classified as current even if not expected to be settled within the next 12 months. Inventories held for trading are classified as current even if not expected to be realised in the next 12 months except for land held for resale where it is held as non current based on Council's intentions to release for sale.

**EMPLOYEE BENEFITS**

The provisions for employee benefits relates to amounts expected to be paid for long service leave, annual leave, wages and salaries and are calculated as follows:

(i) *Wages, Salaries, Annual Leave and Long Service Leave (Short-term Benefits)*

The provision for employees' benefits to wages, salaries, annual leave and long service leave expected to be settled within 12 months represents the amount the City has a present obligation to pay resulting from employees services provided to balance date. The provision has been calculated at nominal amounts based on remuneration rates the City expects to pay and includes related on-costs.

(ii) *Annual Leave and Long Service Leave (Long-term Benefits)*

The liability for long service leave is recognised in the provision for employee benefits and measured as the present value of expected future payments to be made in respect of services provided by employees up to the reporting date using the project unit credit method. Consideration is given to expected future wage and salary levels, experience of employee departures and periods of service. Expected future payments are discounted using market yields at the reporting date on national government bonds with terms to maturity and currency that match as closely as possible, the estimated future cash outflows. Where the City does not have the unconditional right to defer settlement beyond 12 months, the liability is recognised as a current liability.

**PROVISIONS**

Provisions are recognised when: The council has a present legal or constructive obligation as a result of past events; it is more likely than not that an outflow of resources will be required to settle the obligation; and the amount has been reliably estimated. Provisions are not recognised for future operating losses. Where there are a number of similar obligations, the likelihood that an outflow will be required in settlement is determined by considering the class of obligations as a whole. A provision is recognised even if the likelihood of an outflow with respect to any one of item included in the same class of obligations may be small.

**INVENTORIES**

Inventories are measured at the lower of cost and net realisable value. Net realisable value is the estimated selling price in the ordinary course of business less the estimated costs of completion and the estimated costs necessary to make the sale.

**THIS IS  
FREMANTLE**



**Destination Development Working Group Meeting**

10.00am – 12.00pm, Wednesday 22 April 2026

Walyalup Civic Centre, 151 High St, Fremantle, WA 6160

**Attendees**

Working Group Members:

- Linda Wayman, Chair
- Kelsie Johnston, Fishing Boat Harbour Traders Group
- Paige Myles, Sea Link
- Reiniera de Vos van Steenwijk, Gage Roads

City Officers:

- Matthew Hammond
- Caitlin Skinner
- Jessica McKay
- Alex Norman
- Sheridan Dryden

Apologies

- Mel Jacobs, Little Creatures
- Kate Hulett, Arts & Culture representative
- Tim Buckton, Garde/Emily Taylor
- Amberlee Hong, Fremantle Prison

**Agenda**

1. **10.00 – 10.05** – Welcome – *Linda Wayman*
2. **10.05 – 10.45** – “50 Ways to Freo” Campaign – Alex Norman
  - a. Storyboard & treatment
  - b. Casting
  - c. Comms plan
  - d. Timeline

*Officers provided overview of the campaign including scripting, scenes, casting, locations etc. Member noted that no cars may look like Fremantle is empty maybe should consider having some cars in the shots. There will be extras so there will be people in the shots.*

*Deliverables to be TVC 15 second and 30 second digital video*

*Filming 30<sup>th</sup> April*

*Launch 18<sup>th</sup> May (digital landing page) – 25<sup>th</sup> live TVC to regions*

Walyalup Civic Centre  
151 High Street Fremantle  
PO Box 807 Fremantle WA 6959

T 9432 9999  
1300 MY FREO (1300 693 736)  
ABN 74 680 272 485

[www.visitfremantle.com.au](http://www.visitfremantle.com.au)  
[fremantle.wa.gov.au](http://fremantle.wa.gov.au)

**THIS IS  
FREMANTLE**



*WGM asked if we would be receiving B-roll to be used later down the track, officers confirmed all video assets from filming is provided to CoF as part of campaigns. Officers confirmed Business tool kit with shareable links, assets to be sent out when the campaign launches.*

*Officers provided updated timelines on north Fremantle activity:*

- Billboard goes live 4 May
- Post Advertorial 25 April

*Member asked if we could get Main Road to update VMS boards to say Business are Open alternate with bridge is closed.*

3. **10.45 – 11.05** – “Your Next Holiday is Closer Than You Think” Campaign – Caitlin Skinner
  - a. Campaign progress update
  - b. Australian Traveller & TODAY show

*Digital campaign to focus on Fremantle as a destination for staycations and local travel. Campaign went live 20 April and will turn off on socials when “50 way to Freo” goes live. Targeting audiences along the Fremantle Train line, South and South-Eastern corridors along with Joondalup.*

*Australian Traveller promoted Fremantle and Demark for all of WA.*

*Media release issued 28 April.*

*Member advised they have taken out a full-page ad in Australian Traveller*

*An update on the campaign numbers will be provided at the next meeting.*

4. **11.05 – 11.20** – Tourism WA engagement – Caitlin Skinner
  - a. Key outcomes
  - b. Opportunities & next steps

*Officers met with TWA officers. Key take away met with the investment and attraction team, they are looking at how to activate crown land (hotels).*

*Current challenge is there is interest in operating rather than building hotels*

*Met with the destination development team. Cruise challenges with Broome and border security.*

*Feedback has identified the need to strengthen the readiness of Fremantle tourism businesses by improving their understanding of commissionable pricing models, net rates and the development of exclusive, trade-ready packages for inbound tour operators.*

**THIS IS  
FREMANTLE**



*Officers have proposed to facilitate capacity-building workshops with tourism operators to strengthen their capability to develop experience-led packages and effectively market them to target audiences.*

5. **11.20 – 11.35** – Fremantle Pulse Check – Caitlin Skinner
- a. Data insights on spending

*Officers presented data on spending patterns in Fremantle following the bridge closure. The analysis showed that the most economically powerful audience is aged 25–54, with the 45–54 cohort leading overall spend and those aged 25–44 driving volume and activity. This reinforces the importance of community markets, repeat operators and family-focused programming, which strongly align with these demographics and translate directly into economic value for the city.*

6. **11.35 – 11.50** – Grant funding & partnership opportunities – Alex Norman
- a. Blue Economy Hub
  - b. Cultural Activations
  - c. Calcio Italiano

*Officers provided update on funding opportunities secured or being pursued across Economic Development and tourism.*

7. **11.50 – 12.00** – AOB

Sheridan, Team Leader Business & Place presented a proposed plan under consideration for an expanded Christmas activation in 2026.

*Historically, event activation has prioritised Walyalup Koort in recognition of the opening of the new precinct and the need to establish it as a vibrant civic and community space. As the precinct has matured, there is growing interest in using major seasonal moments, particularly Christmas, to draw greater community participation and visitation across the city.*

*Relocating the event to the Esplanade presents an opportunity to build on this shift by leveraging an established and highly accessible location with existing amenities, supporting larger crowds and reinforcing Fremantle's role as a destination for community-focused seasonal celebrations.*

- *Move event to Esplanade to be more accessible and use existing amenity*
- *Karols to move to 18th December in the park*
- *Illuminating trees in Esplanade Park in conjunction with Biennale*
- *Activate and program around tree lighting*
- *Christmas market provider engaged to deliver Fri-Sat*
- *Saturday to work with Christmas movie night*
- *WGM asked what would be on offer in market*
- *Officers confirmed markets to be craft and not F&B*

**THIS IS  
FREMANTLE**



- *Officers presented EOI option to event organisers to deliver own events*
- *Lighting of trees to go for 5 nights w/ optional community event during school holidays*
- *Officers discussed alternative to Christmas being a waterfront light approach within FBH*
- *Rationale to light up something iconically Freo – (harbour) –*
- *WGM agreed support in the proposed plan*