CITY OF Fremantle

Meeting attachments

Ordinary Meeting of Council

Wednesday 23 September 2026 6pm

fremantle.wa.gov.au

PSC2609-1 LILLY STREET, NO. 37 (LOT 20), SOUTH FREMANTLE - VARIATION TO DA0288/25 (TWO STOREY ADDITIONS AND ALTERATIONS TO EXISTING SINGLE HOUSE) – (JD VA0020/26)
1.Amended Plans 3
7.Additional Attachment 16/09 - Site Visit Report 12
PSC2609-4 FORREST STREET, NO. 20 (LOTS 1626, 973 & 523), FREMANTLE - DEMOLITION OF EXISTING SINGLE HOUSE WITHIN HERITAGE AREA - (ED DA0187/26)
1.Development Plans 17
PSC2609-8 DOURO ROAD, NO. 11/1 (LOT 13), SOUTH FREMANTLE - CHANGE OF USE TO UNHOSTED SHORT TERM RENTAL ACCOMMODATION (ED DA0253/26)
1.Development Plans 28
2.Management Plans (Redacted) 30
3.Code of Conduct (Redacted) Douro 34
PSC2609-9 DOURO ROAD, NO. 2/1 (LOT 4), SOUTH FREMANTLE - CHANGE OF USE TO UNHOSTED SHORT TERM RENTAL ACCOMMODATION (CR DA0254/26)
1.Site Plan 40
2.Management Plan 42
3.Code of Conduct.....45
PSC2609-11 SOUTH TERRACE, NO. 8/342 (STRATA LOT 8), SOUTH FREMANTLE - CHANGE OF USE TO UNHOSTED SHORT-TERM RENTAL ACCOMMODATION - (LG DA0212/26)
1.Plans 51
2.Management Plan & Code of Conduct 56
PSC2609-14 ADOPTION OF AMENDED LOCAL PLANNING POLICY 3.16 BURT STREET
1. DRAFT amended Local Planning Policy 3.16 Burt Street For Adoption 57
2. Local Planning Policy 3.16 Burt Street - Schedule of Submissions.....70
SGSC2609-5 DRAFT COUNCIL POLICY - GRANTS AND SPONSORSHIP
1.Draft Council Policy - Grants and Sponsorships.....72
2. Rates Exemptions and Community Group Rates Concessions Guidelines 2026/27.....80
ARIC2609-1 ADOPTION OF THE 2025 COMPLIANCE AUDIT RETURN
1.Compliance Audit Return 2025.....95
2.Compliance Audit Return 2025 - with audit notes.....121
ARIC2609-2 ADOPTION OF THE ENTERPRISE RISK MANAGEMENT (ERM) POLICY & FRAMEWORK
1.Current City of Fremantle Risk Management Framework 135
2.Enterprise Risk Management (ERM) Policy 164
3.Enterprise Risk Management (ERM) Framework 2026-28 177

ARIC2609-3 BUDGET MANAGEMENT POLICY
1.Current Budget Management Council Policy 238
2.Draft Council Policy - Budget Management.....241
3.Proposed Delegation 2.25 - Insufficient Budget Allocations.....247
ARIC2609-6 PROCUREMENT POLICY EXEMPTIONS JUNE TO AUGUST 2026
1.Purchasing Policy Exemptions June to August 2026.....248
C2609-2 SAT RECONSIDERATION - ADELAIDE STREET, NO. 612/23 (LOT 82), FREMANTLE - CHANGE OF USE TO UNHOSTED SHORT-TERM RENTAL ACCOMMODATION - (JD DA0108/26)
1.Development Plans - DA0108/26.....252
2.Management Plan.....255
3.Code of Conduct - 23 Adelaide St Fremantle 257
7. Additional Attachment 16/09 - Revised proposal - Applicant Further Information.....260
C2609-3 WALGA CONSULTATION - SHORT-TERM RENTAL ACCOMMODATION (STRA) IN WESTERN AUSTRALIA
1. WALGA DRAFT Consultation Paper Short Term Rental Accommodation STRA September 2026 261
C2609-4 REVIEW OF HEALTH LOCAL LAWS 1997
1.City of Fremantle Health Local Laws 1997.....279
C2609-5 BUDGET AMENDMENTS - AUGUST 2026
1.South Fremantle TUPP Map update 406
C2609-6 MONTHLY FINANCIAL REPORT AUGUST 2026
1.Monthly Financial Report August 2026.....407
C2609-7 STATEMENT OF INVESTMENTS AUGUST 2026
1.Investment Report 31 August 2026 435
C2609-8 SCHEDULE OF PAYMENTS AUGUST 2026
1.Schedule of Payments and Listings - August 2026 449
2.Purchase Card Transactions - August 2026 549
3.BP Fleet Control Report - August 2026 565
4.Schedule of Payments and Listings Summary - August 2026 575
C2509-9 NOTICE OF MOTION - NORTH FREMANTLE URBAN PRECINCT COASTAL FORESHORE RESERVE - CR ANDREW SULLIVAN
1.North Fremantle Urban Precinct submission 576

VARIATION APPLICATION 17.06.2026

CITY OF FREMANTLE
These Plans Form Part of

VA0020/26

1 Jul 2026

EXISTING **PROPOSED**

SevillaJohnston:

Studio
255 Queen Victoria Street (Upstairs)
North Fremantle, Western Australia

[redacted]

Scale: @ A3
Date Issued: 18/6/2026

37 Lilly Street, South Fremantle
Sketch Drawing DA_01
Cover Page

VARIATION APPLICATION 17.06.2026

EXISTING LIMESTONE FENCE ON 37 LILLY ST SIDE

EXISTING LIMESTONE FENCE ON 39A LILLY ST SIDE

CITY OF FREMANTLE
These Plans Form Part of

VA0020/26

1 Jul 2026

SevillaJohnston:

Studio
255 Queen Victoria Street (Upstairs)
North Fremantle, Western Australia

[redacted]

Scale: @ A3
Date Issued: 18/6/2026

37 Lilly Street, South Fremantle
Sketch Drawing DA_02
Boundary Fence Condition

VARIATION APPLICATION 17.06.2026

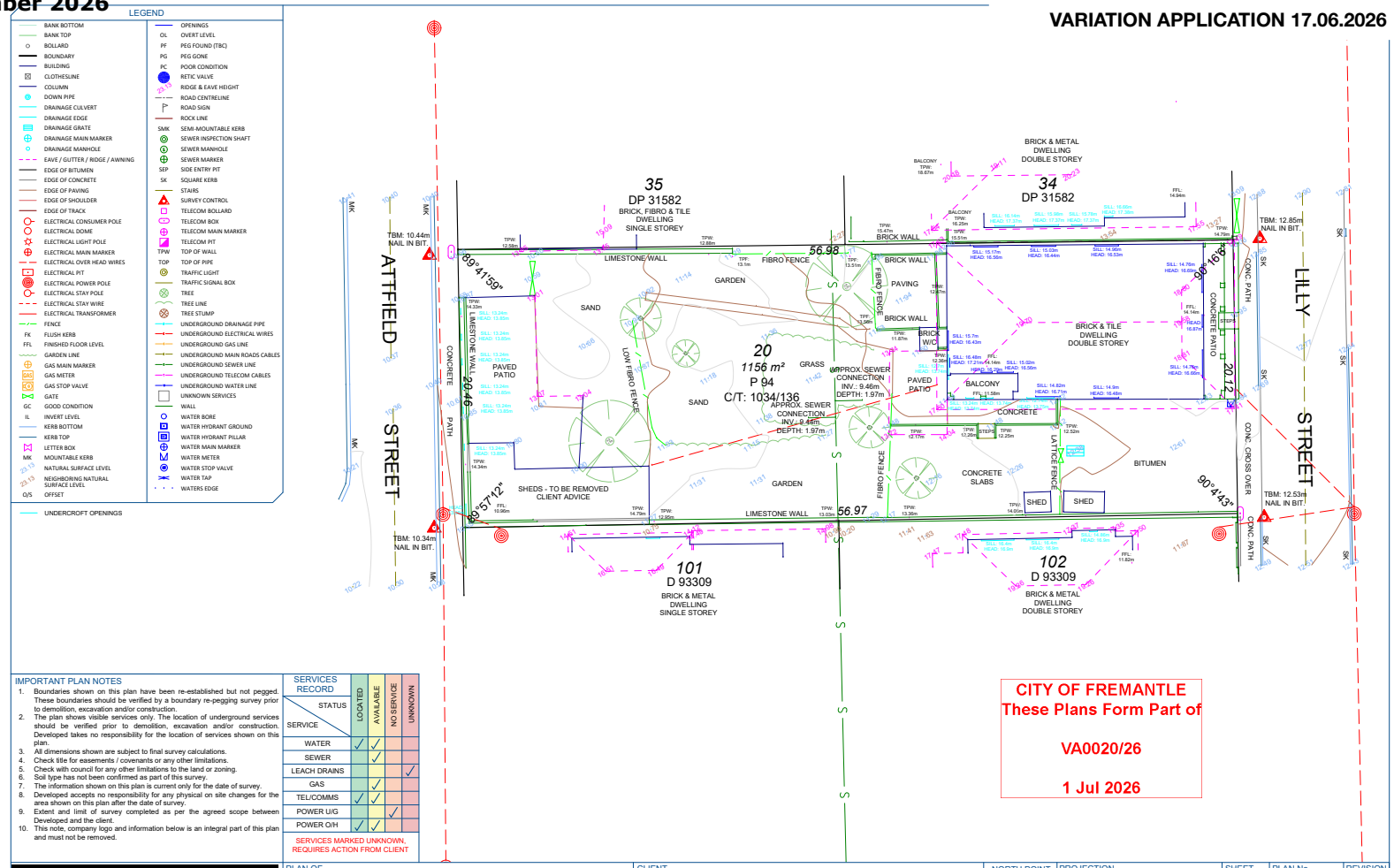

IMPORTANT PLAN NOTES

1. Boundaries shown on this plan have been re-established but not pegged. These boundaries should be verified by a boundary re-pegging survey prior to demolition, excavation and/or construction.
2. The plan shows visible services only. The location of underground services should be verified prior to demolition, excavation and/or construction. Developed takes no responsibility for the location of services shown on this plan.
3. All dimensions shown are subject to final survey calculations.
4. Check title for easements / covenants or any other limitations.
5. Check with council for any other limitations to the land or zoning.
6. Soil type has not been confirmed as part of this survey.
7. The information shown on this plan is current only for the date of survey.
8. Developed accepts no responsibility for any physical on site changes for the area shown on this plan after the date of survey.
9. Extent and limit of survey completed as per the agreed scope between Developed and the client.
10. This note, company logo and information below is an integral part of this plan and must not be removed.

SERVICES RECORD — STATUS / SERVICE	LOCATED	AVAILABLE	NO SERVICE	UNKNOWN
WATER	✓	✓		
SEWER		✓		
LEACH DRAINS				✓
GAS		✓		
TEL/COMMS	✓	✓		
POWER U/G			✓	
POWER O/H	✓	✓		

SERVICES MARKED UNKNOWN, REQUIRES ACTION FROM CLIENT

[redacted]

PLAN OF	CLIENT	NORTH POINT	PROJECTION	SHEET	PLAN No.	REVISION
CONTOUR & FEATURE SURVEY OF LOT 20 ON PLAN 94	[redacted]		HORIZONTAL: PCG 2020 VERTICAL: AHD (BASED OF RTK GPS)	1 of 1	PN25084 01	A
PARCEL ADDRESS: 37 LILLY STREET, SOUTH FREMANTLE	LGA: CITY OF FREMANTLE ZONING: R30	SCALE: 0 2.5 5 7.5 10 12.5m 1:250 @ A3				

REV	DATE	DESCRIPTION	SURVEYOR	DRAWN	APPROVED
A	12/03/2025	CONTOUR & FEATURE SURVEY	SS	LF	PS

You acknowledge and agree that a full copy of Developed Property Pty Ltd's Terms and Conditions which are available (here) have been made available to you. By engaging Developed Property Pty Ltd to provide any service, you confirm your acceptance of the Terms and Conditions and acknowledge and agree that they shall apply to the provision of this report and all future services of any kind provided to you by Developed Property Pty Ltd Any information or scenarios provided does not imply that such information is correct or future events shall occur but serve only to illustrate some possible outcomes. The owner and/or anyone using these plan(s) understands that the future cannot be predicted with any certainty. The owner and/or anyone using these plan(s)is responsible for all decisions and agrees that under no circumstances the producers of this report will be held liable for any actions taken by the owner and/or anyone using these plan(s). This document cannot be used in any court proceedings or relevant mediation without Developed Property Pty Ltd's consent prior. No Financial Advice. No underground survey Conducted. No Licensed Valuation Conducted. No building approvals Checked. Copyright 2023 © Developed Property. All Rights Reserved. This plan is a preliminary design only conducted from a desktop assessment. No formal approvals relate to any design shown below. No financial decisions should be made from this plan. This plan is the property of developed property pty ltd and remains subject to waps approval, local government assessment and / or any other relevant authorities.

VARIATION APPLICATION 17.06.2026

SevillaJohnston:

Studio
255 Queen Victoria Street (Upstairs)
North Fremantle, Western Australia

[redacted]

Scale: @ A3
Date Issued: 18/6/2026

37 Lilly Street, South Fremantle
Sketch Drawing DA_04
Streetscape Perspective

CITY OF FREMANTLE
These Plans Form Part of

VA0020/26

1 Jul 2026

VARIATION APPLICATION 17.06.2026

KEY

- EXISTING
- DEMOLISHED
- NEW

CITY OF FREMANTLE
These Plans Form Part of

VA0020/26

1 Jul 2026

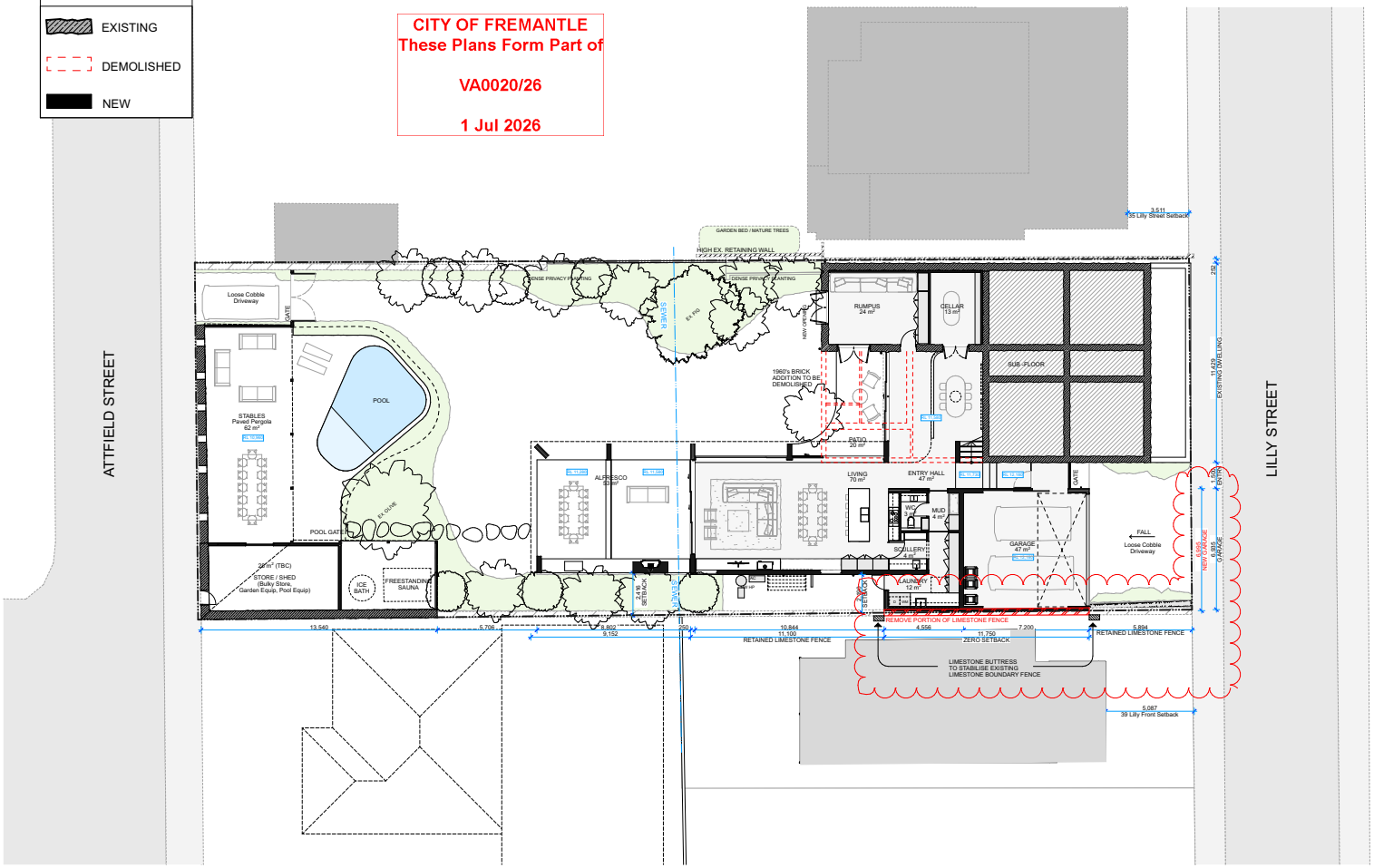

SevillaJohnston:

Studio
255 Queen Victoria Street (Upstairs)
North Fremantle, Western Australia

Scale: 1:200, 1:100 @ A3
Date Issued: 18/6/2026

37 Lilly Street, South Fremantle
Sketch Drawing DA_05
Floor Plan - Ground

VARIATION APPLICATION 17.06.2026

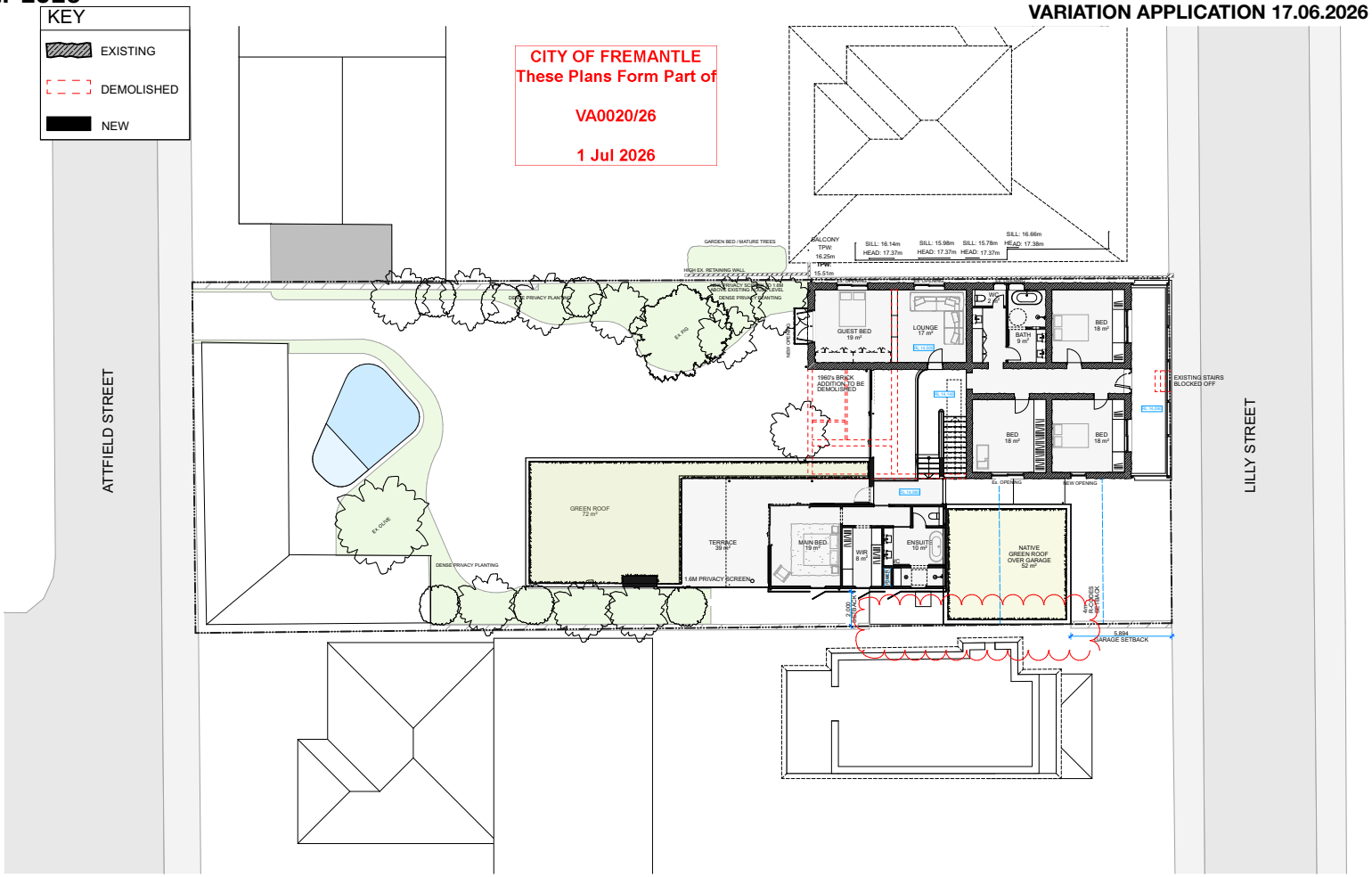

SevillaJohnston:

Studio
255 Queen Victoria Street (Upstairs)
North Fremantle, Western Australia

[redacted]

Scale: 1:200, 1:100 @ A3
Date Issued: 18/6/2026

37 Lilly Street, South Fremantle
Sketch Drawing DA_06
Floor Plan - Upper Level

VARIATION APPLICATION 17.06.2026

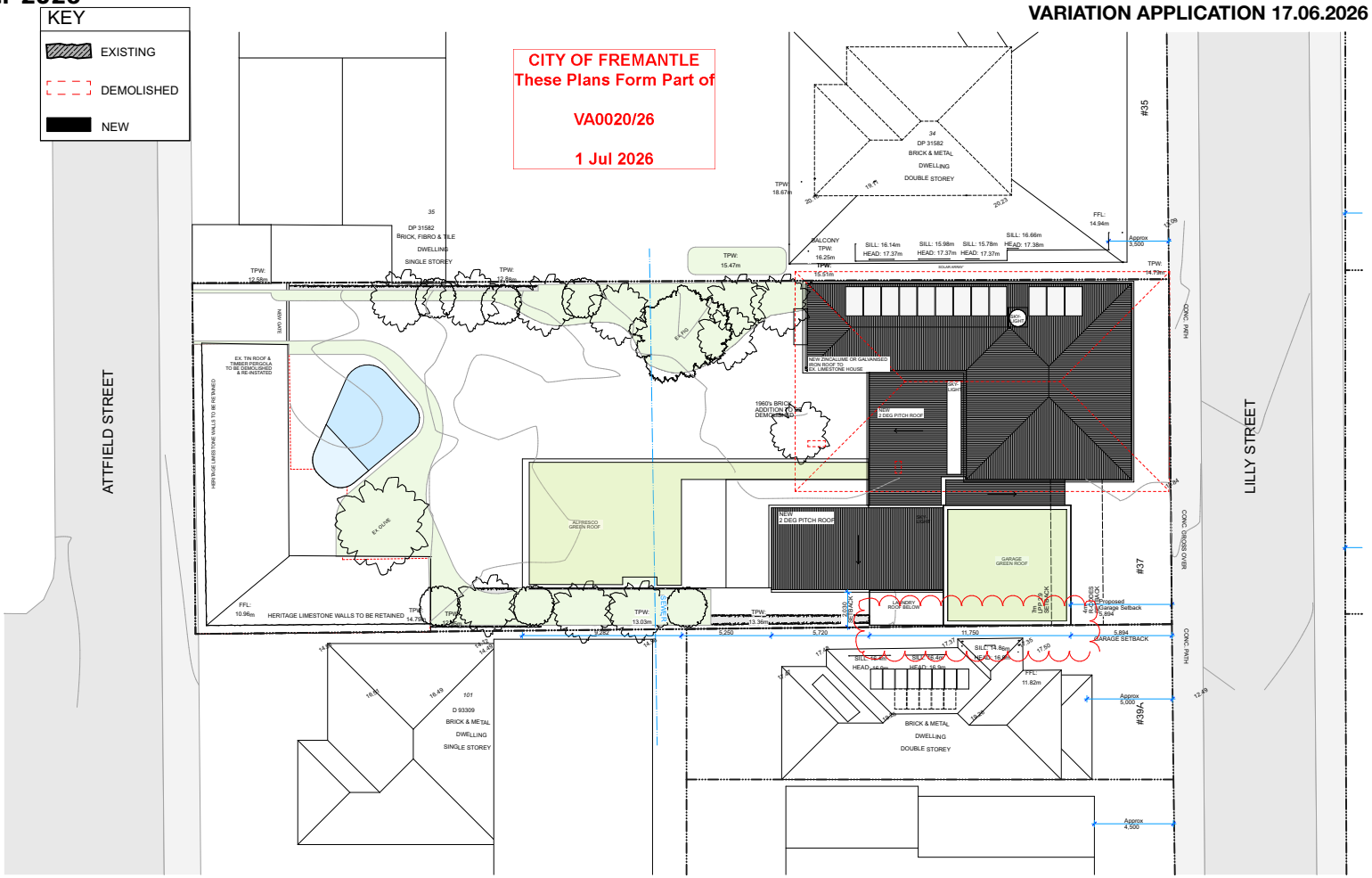

SevillaJohnston:

Studio
255 Queen Victoria Street (Upstairs)
North Fremantle, Western Australia

[redacted]

Scale: 1:100, 1:200 @ A3
Date Issued: 18/6/2026

37 Lilly Street, South Fremantle
Sketch Drawing DA_07
Site Plan - Roof

VARIATION APPLICATION 17.06.2026

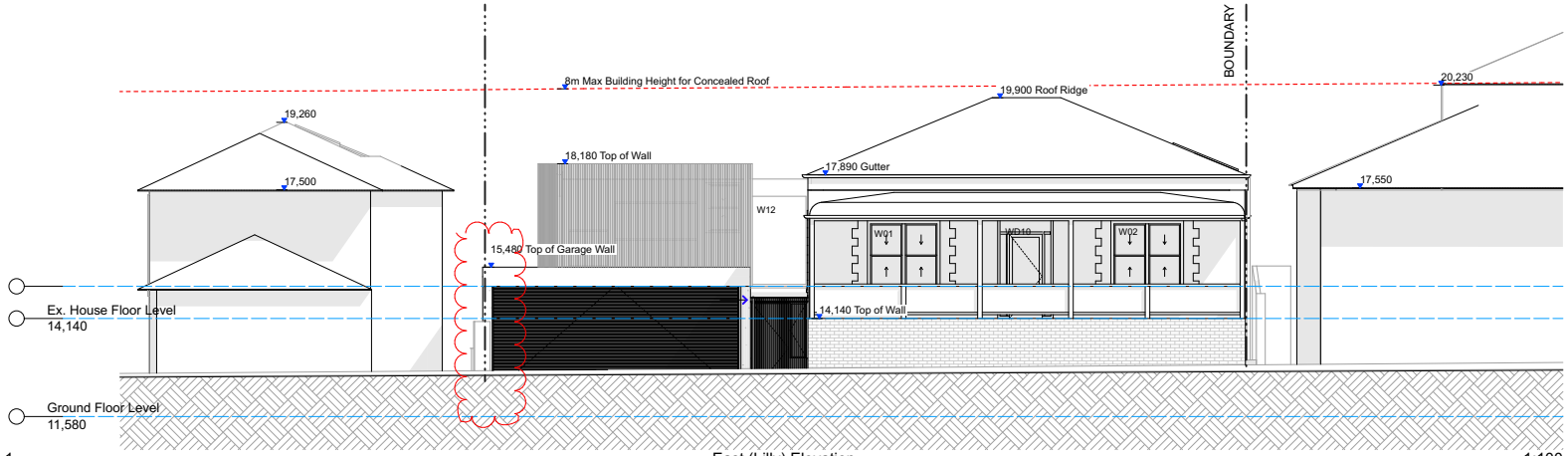

1 East (Lilly) Elevation 1:100

CITY OF FREMANTLE
These Plans Form Part of

VA0020/26

1 Jul 2026

SevillaJohnston:

Studio
255 Queen Victoria Street (Upstairs)
North Fremantle, Western Australia

[redacted]

Scale: 1:100 @ A3
Date Issued: 18/6/2026

37 Lilly Street, South Fremantle
Sketch Drawing DA_08
Elevation: Lilly Street (East)

VARIATION APPLICATION 17.06.2026

External Finishes Key

Existing Restoration:

1) Restore Limestone Wall
2) New Painted Timber Windows
3) Re-instate Metal Roof Sheeting & Timber Framed Veranda
4) Stone or Rendered Veranda Wall

New Addition:

5) Cream Bagged Brick or Rendered Walls
6) Concrete Roof
7) Timber Garage Door
8) Timber Cladding
9) Privacy Screen 70% Obscure

CITY OF FREMANTLE
These Plans Form Part of

VA0020/26

1 Jul 2026

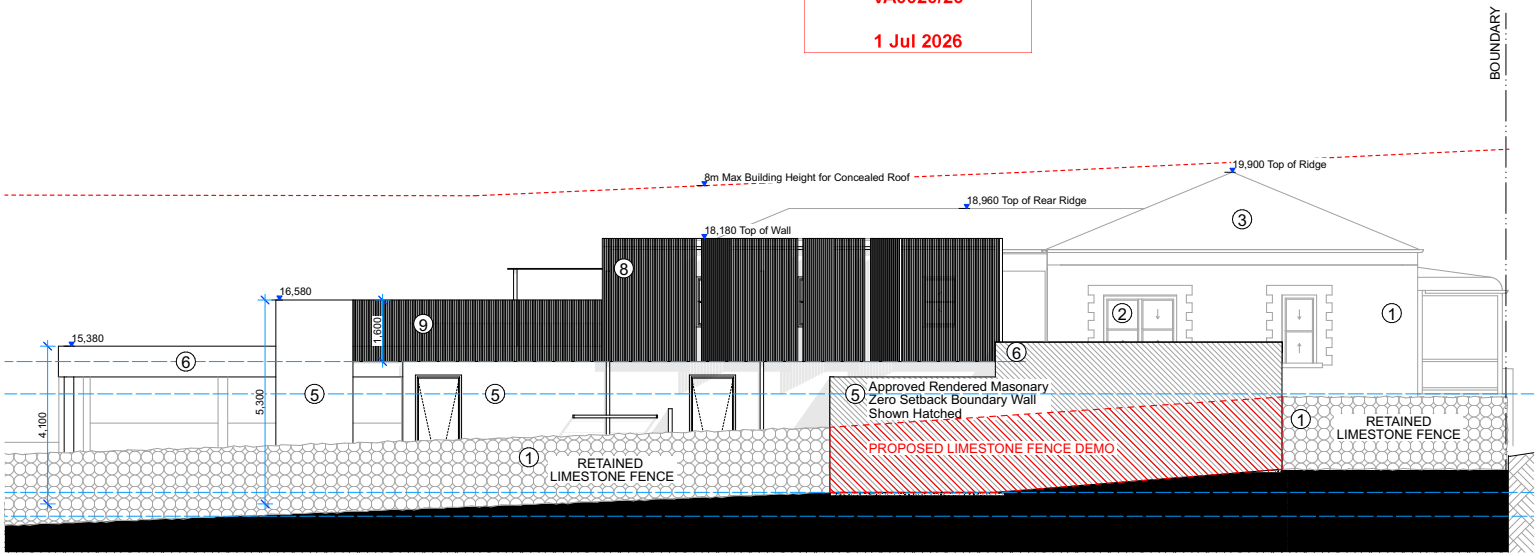

1 South Elevation 1:100

SevillaJohnston:

Studio
255 Queen Victoria Street (Upstairs)
North Fremantle, Western Australia

[redacted]

Scale: 1:100 @ A3
Date Issued: 18/6/2026

37 Lilly Street, South Fremantle
Sketch Drawing DA_09
Elevation: South

Site Visit Report – Existing Southern Boundary Wall
37 Lilly St, South Fremantle

PREPARED FOR SEVILLA JOHNSTON
04/09/2026
REF: 25-098

REF: 25-098 – Site Visit to Existing Southern Boundary Limestone Wall
37 Lilly Street, South Fremantle, WA 6162
Contact: Brett Lucchesi

4th September 2026

Sevilla Johnston
255 Queen Victoria St
North Fremantle, WA 6159

Attention: India Sevilla Collins.

Dear India,

Re: Existing Southern Boundary Limestone Wall
37 Lilly Street, South Fremantle

Cenit Group Pty Ltd (Cenit) is engaged as structural engineering consultants to the proposed alterations and additions at 37 Lilly Street, South Fremantle.

The purpose of this report is to confirm and comment on the structural condition of the existing limestone wall on the southern boundary of 37 Lilly Street, South Fremantle. The wall extends from the east boundary along the south boundary until it meets the existing stables boundary wall.

Existing wall view to west

REF: 25-098 – Site Visit to Existing Southern Boundary Limestone Wall
37 Lilly Street, South Fremantle, WA 6162
Contact: Brett Lucchesi

The current condition of the existing boundary wall became evident during demolition and site clearing works to 37 Lilly Street, South Fremantle.

The wall was found to have a significant lean to the south and minimal embedment below ground level. The wall has no footing, with its bearing being provided by the base width of the wall.

Galt Geotechnics, as geotechnical consultants for 37 Lilly Street, South Fremantle, were requested to visit the site and provide advice. Based on their advice, Cenit recommended the installation of temporary propping to both sides of the existing wall to maintain its integrity and ensure no damage would occur to the wall during construction work at 37 Lilly Street. Cenit provided details for the recommended propping of the wall and subsequently confirmed the adequacy of its installation when completed.

Temporary propping to north side of wall

Temporary propping to south side of wall

Following propping of wall and during construction of new works at 37 Lilly Street, South Fremantle, Cenit attended site to further observe the condition of the existing wall.

P (08) 6111 6658 / E info@cenit.com.au
Cenit / Unit 35, 21 Northwood Street, West Leederville WA 6007
Cenit Group Pty Ltd / ACN 613 765 629
ATF Cenit Group Unit Trust / ABN 41 897 439 024

REF: 25-098 – Site Visit to Existing Southern Boundary Limestone Wall
37 Lilly Street, South Fremantle, WA 6162
Contact: Brett Lucchesi

It is evident that the south lean of this wall, predominately for the eastern portion of the wall is significant. It was also observed that the condition of the limestone and mortar is poor and has significantly deteriorated over time.

Deterioration of limestone and mortar

Based on the current condition of the wall it was considered that it is at risk of failure and therefore the temporary propping installation was recommended and installed. The wall is considered to have deteriorated to such an extent that it cannot be satisfactorily remediated for long term structural adequacy and stability.

Although measures such as grout stabilisation to the underside of the wall and extensive repointing of deteriorated mortar joints, along with the addition of stabilising piers to the southern (neighbours) side of the wall could be considered as remediation options, these would be short to medium term solutions and impact on the amenity of the adjacent property open space.

It is Cenit's opinion that the existing limestone wall be demolished for an extent as indicated in the image below and replaced with a new boundary fence/retaining wall as required.

REF: 25-098 – Site Visit to Existing Southern Boundary Limestone Wall
37 Lilly Street, South Fremantle, WA 6162
Contact: Brett Lucchesi

Should you require any further information, please do not hesitate to contact the office.

Yours sincerely,

Cenit Group Pty Ltd

Brett Lucchesi BE MIEAust CPEng NER
DIRECTOR

CITY OF FREMANTLE
These Plans Form Part of

DA0187/26

21 May 2026

20 Forrest Street Fremantle

City of Fremantle | Demolition Permit

14.05.2026

BERNARD SEEBER.COM



ISSUE	DATE	NOTE
D	260513	CoF
C	260506	CoF
2	260514	Site Extent

REV	DATE	NOTE

BERNARD SEEBER ARCHITECTS
ARCHITECTS REGISTRATION NUMBER 3594

DRAWING STATUS
Demolition Permit

NORTH POINT

CONTENT
Location Plan

SCALE
1:1000 @ A3

FILE NAME
20 FORREST STREET

FILE No	DRAWING	REV	ISSUE
578	A001	2	D

BERNARD SEEBER.COM



CITY OF FREMANTLE
These Plans Form Part of

DA0187/26

21 May 2026

ISSUE	DATE	NOTE
D	260513	CoF
C	260506	CoF

REV	DATE	NOTE
1	260505	Concept Development

BERNARD SEEBER ARCHITECTS
ARCHITECTS REGISTRATION NUMBER 3594

DRAWING STATUS
Demolition Permit

NORTH POINT

CONTENT
Existing Aerial

SCALE
1:200 @ A3

FILE NAME
20 FORREST STREET

FILE No	DRAWING	REV	ISSUE
578	A002	1	D

BERNARD SEEBER.COM

IMAGE 1

IMAGE 2

IMAGE 3

CITY OF FREMANTLE
These Plans Form Part of
DAC167/26
21 May 2026

IMAGE 4

IMAGE 5

IMAGE 6

ISSUE	DATE	NOTE
D	260513	CoF
C	260506	CoF

REV	DATE	NOTE
1	260505	Concept Development

BERNARD SEEBER ARCHITECTS
ARCHITECTS REGISTRATION NUMBER 3594

DRAWING STATUS
Demolition Permit

NORTH POINT

CONTENT
Existing Site Images

SCALE
NA

FILE NAME
20 FORREST STREET

FILE No	DRAWING	REV	ISSUE
578	**A003**	**1**	**D**

BERNARD SEEBER.COM

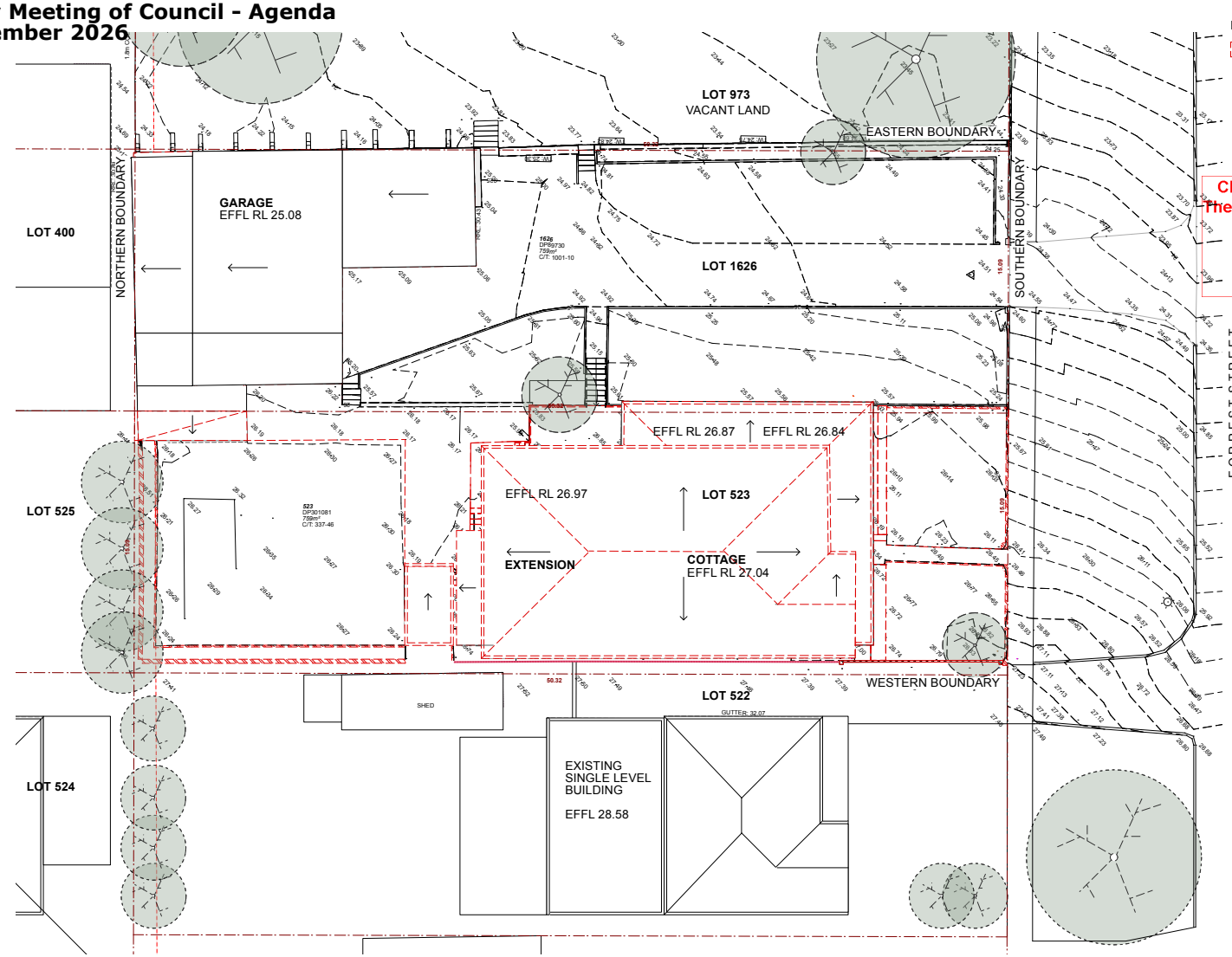

LEGEND

Removal

CITY OF FREMANTLE
These Plans Form Part of

DA0187/26

21 May 2026

ISSUE	DATE	NOTE
D	260513	CoF
C	260506	CoF
3	260514	Garage Revision

REV	DATE	NOTE

BERNARD SEEBER ARCHITECTS
ARCHITECTS REGISTRATION NUMBER 3594

DRAWING STATUS
Demolition Permit

NORTH POINT

CONTENT
Existing Site Plan

SCALE
1:200 @ A1

FILE NAME
20 FORREST STREET

FILE No	DRAWING	REV	ISSUE
578	A004	3	D

BERNARD SEEBER.COM

LEGEND

Removal

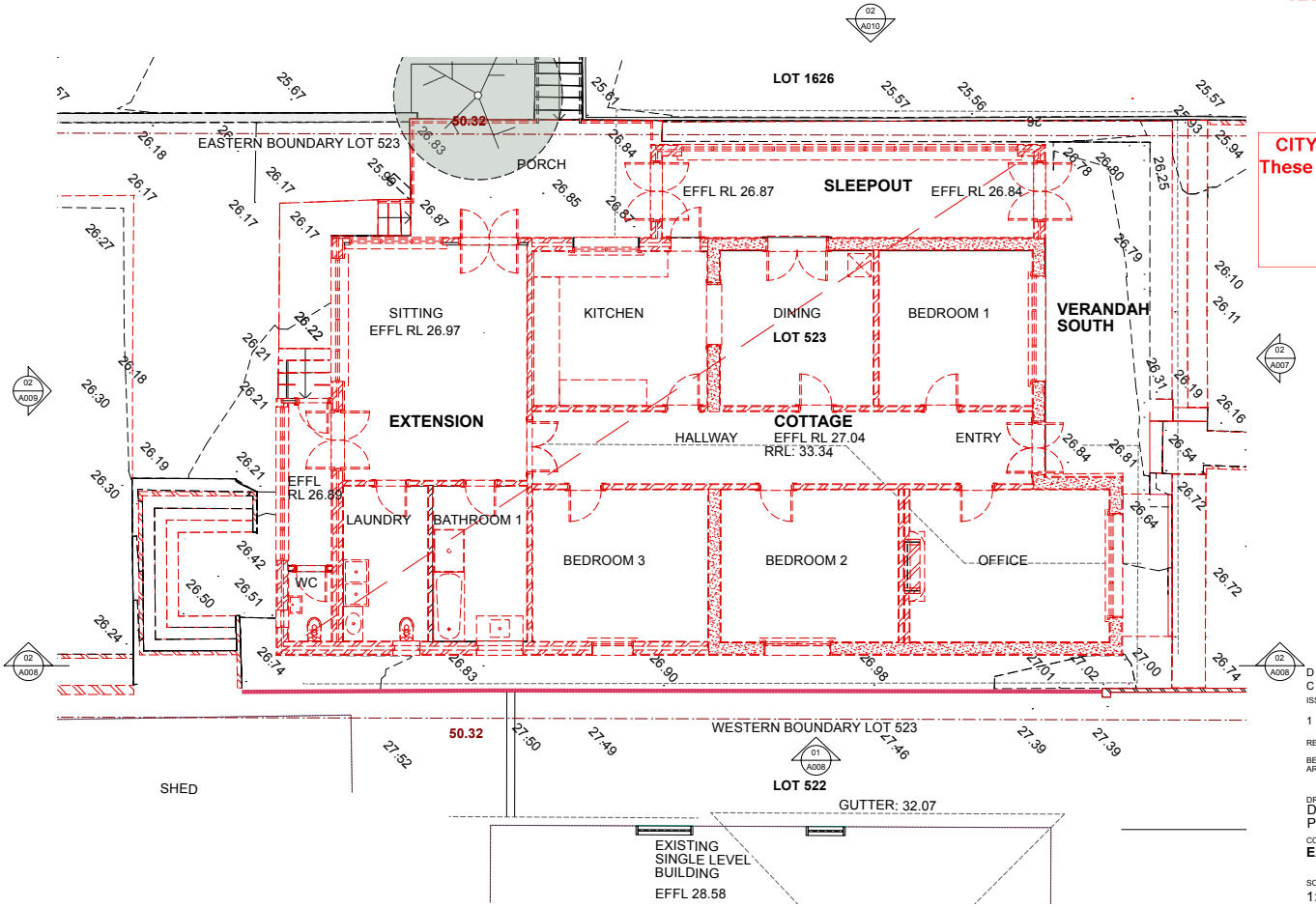

CITY OF FREMANTLE
These Plans Form Part of

DA0187/26

21 May 2026

ISSUE	DATE	NOTE
D	260513	CoF
C	260506	CoF
1	260505	Concept Development

REV	DATE	NOTE

BERNARD SEEBER ARCHITECTS
ARCHITECTS REGISTRATION NUMBER 3594

DRAWING STATUS
Demolition Permit

NORTH POINT

CONTENT
Existing Floor Plan

SCALE
1:100 @ A3

FILE NAME
20 FORREST STREET

FILE No	DRAWING	REV	ISSUE
578	A005	1	D

BERNARD SEEBER.COM

LEGEND

Removal

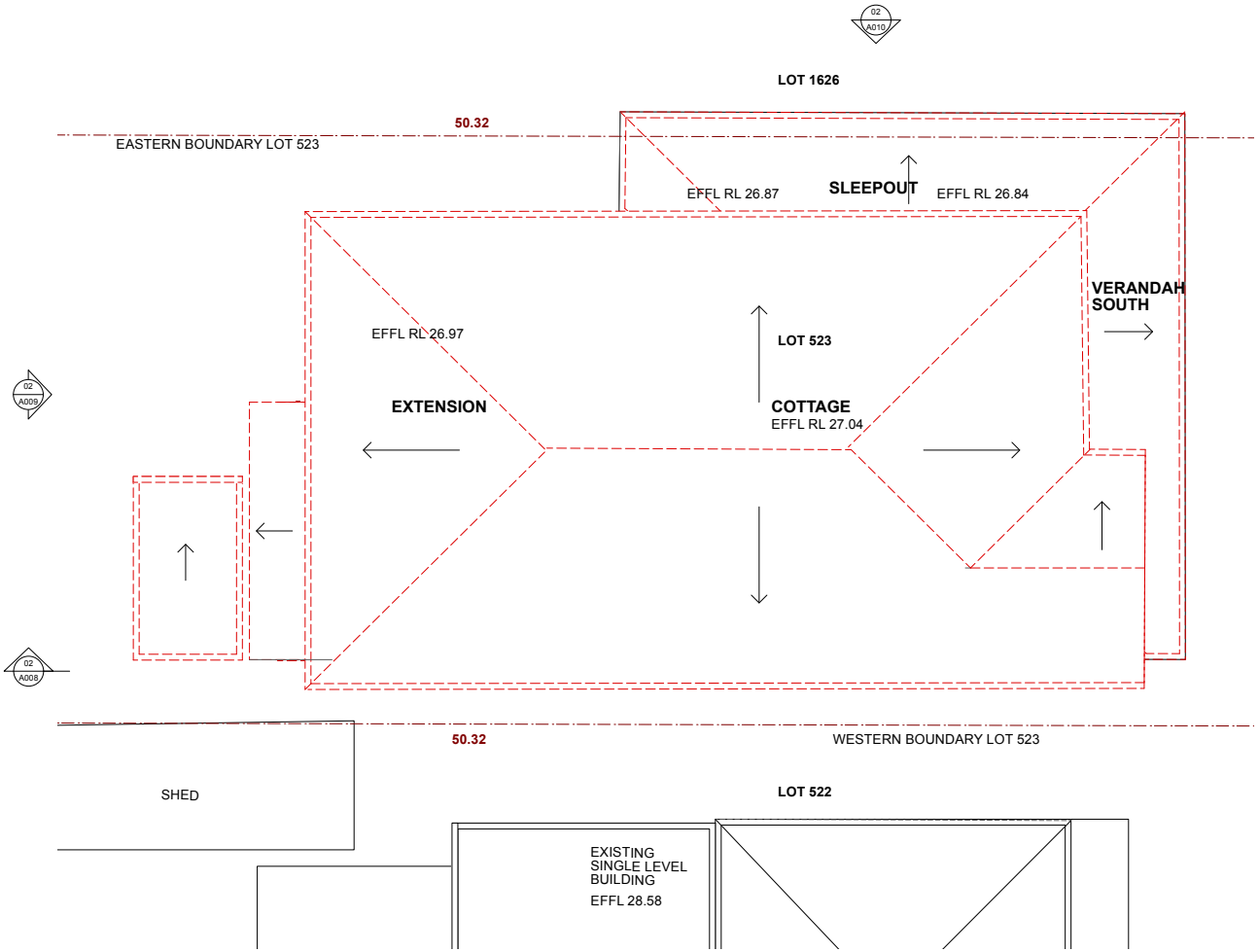

CITY OF FREMANTLE
These Plans Form Part of

DA0187/26

21 May 2026

ISSUE	DATE	NOTE
D	260513	CoF
C	260506	CoF

REV	DATE	NOTE
1	260505	Concept Development

BERNARD SEEBER ARCHITECTS
ARCHITECTS REGISTRATION NUMBER 3594

DRAWING STATUS
Demolition Permit

NORTH POINT

CONTENT
Existing Roof Plan

SCALE
1:100 @ A3

FILE NAME
20 FORREST STREET

FILE No	DRAWING	REV	ISSUE
578	A006	1	D

BERNARD SEEBER.COM

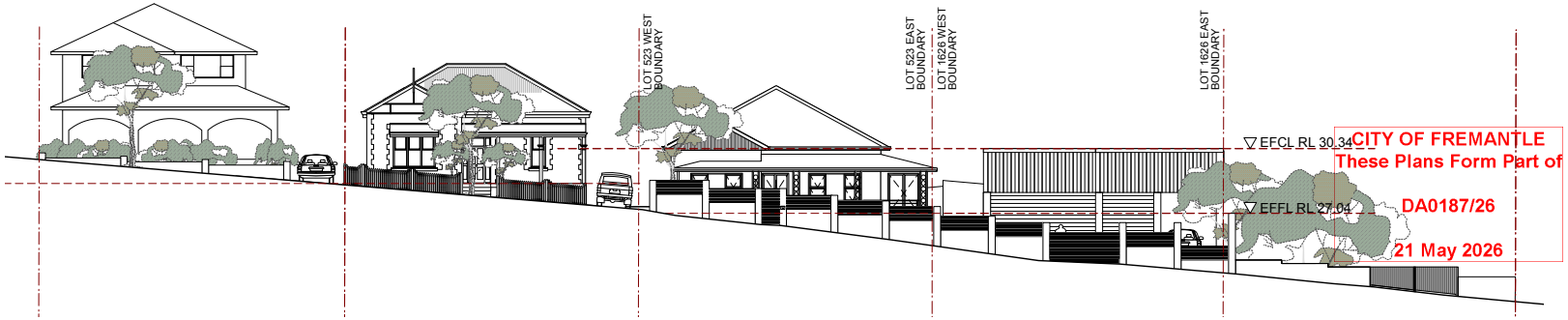

CITY OF FREMANTLE
These Plans Form Part of
DA0187/26
21 May 2026

1 - Existing Forrest Street Elevation
Scale 1:200 @ A3

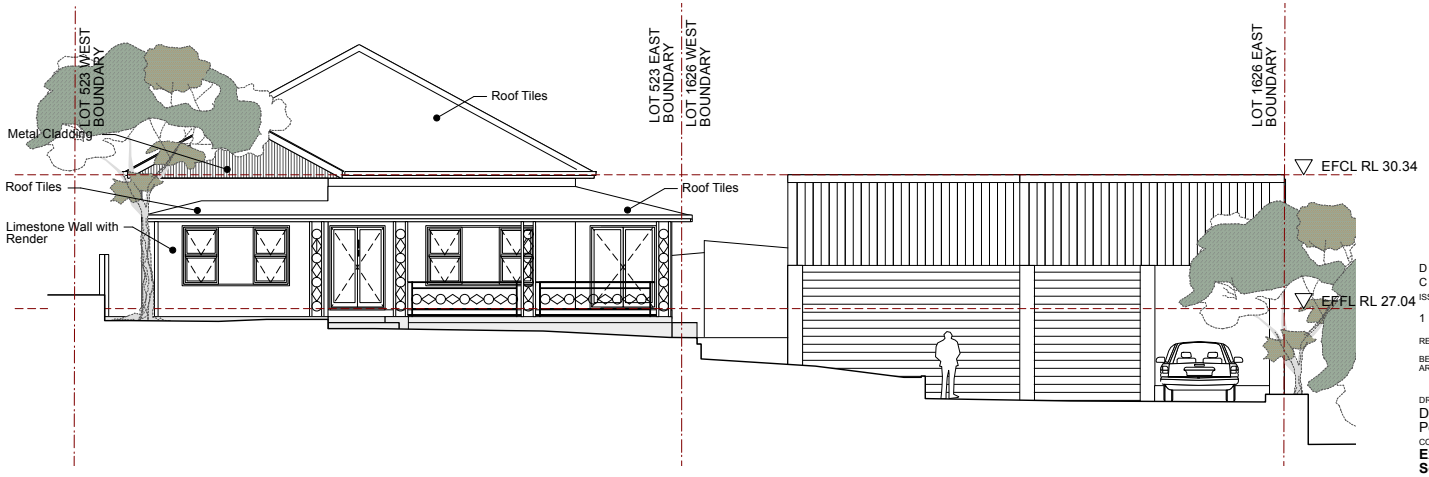

2 - Existing Southern Elevation
Scale 1:100 @ A3

ISSUE	DATE	NOTE
D	260513	CoF
C	260506	CoF
1	260505	Concept Development

REV DATE NOTE

BERNARD SEEBER ARCHITECTS
ARCHITECTS REGISTRATION NUMBER 3594

DRAWING STATUS
Demolition Permit

NORTH POINT

CONTENT
Existing Street & Southern Elevation

SCALE
As shown

FILE NAME
20 FORREST STREET

FILE No	DRAWING	REV	ISSUE
578	A007	1	D

BERNARD SEEBER.COM

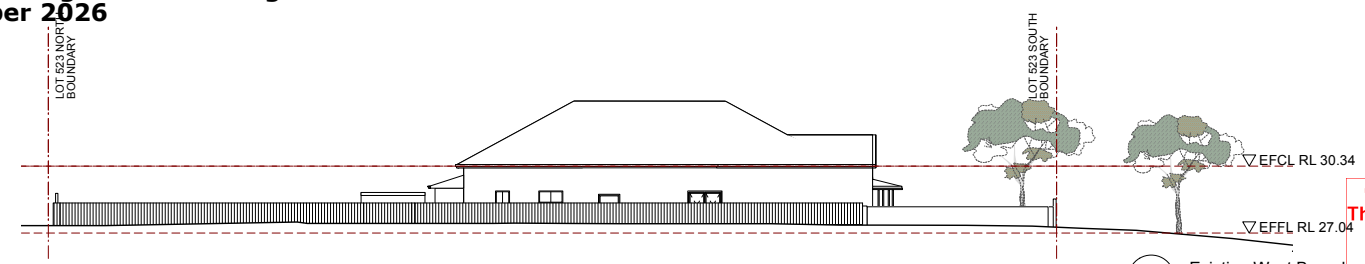

1 - Existing West Boundary Elevation
Scale 1:200 @ A3

CITY OF FREMANTLE
These Plans Form Part of
DA0187/26
21 May 2026

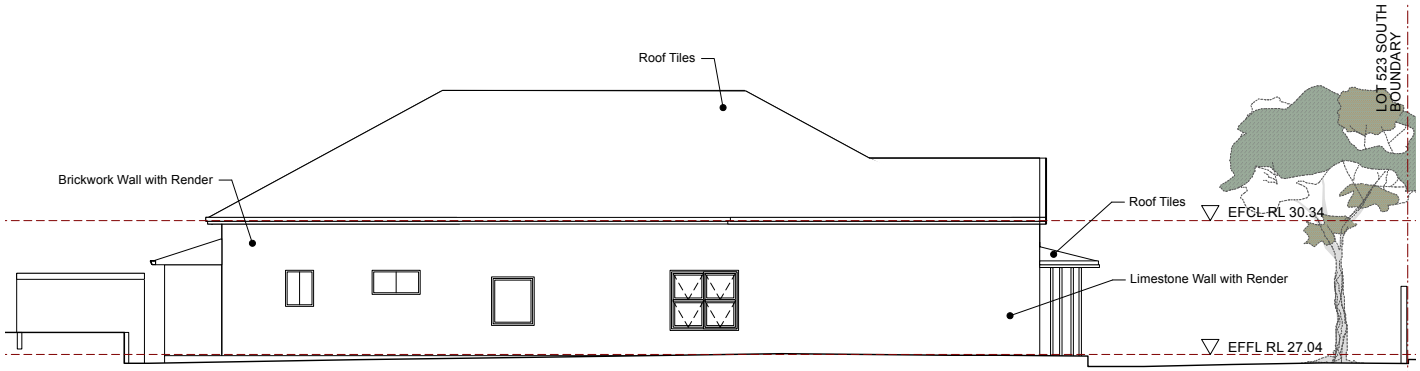

2 - Existing West Elevation
Scale 1:100 @ A3

REV	DATE	NOTE
D	260513	CoF
C	260506	CoF

ISSUE	DATE	NOTE
1	260505	Concept Development

BERNARD SEEBER ARCHITECTS
ARCHITECTS REGISTRATION NUMBER 3594

DRAWING STATUS
Demolition Permit

NORTH POINT

CONTENT
Existing Western Elevations

SCALE
As shown @ A3

FILE NAME
20 FORREST STREET

FILE No	DRAWING	REV	ISSUE
578	A008	1	D

BERNARD SEEBER.COM

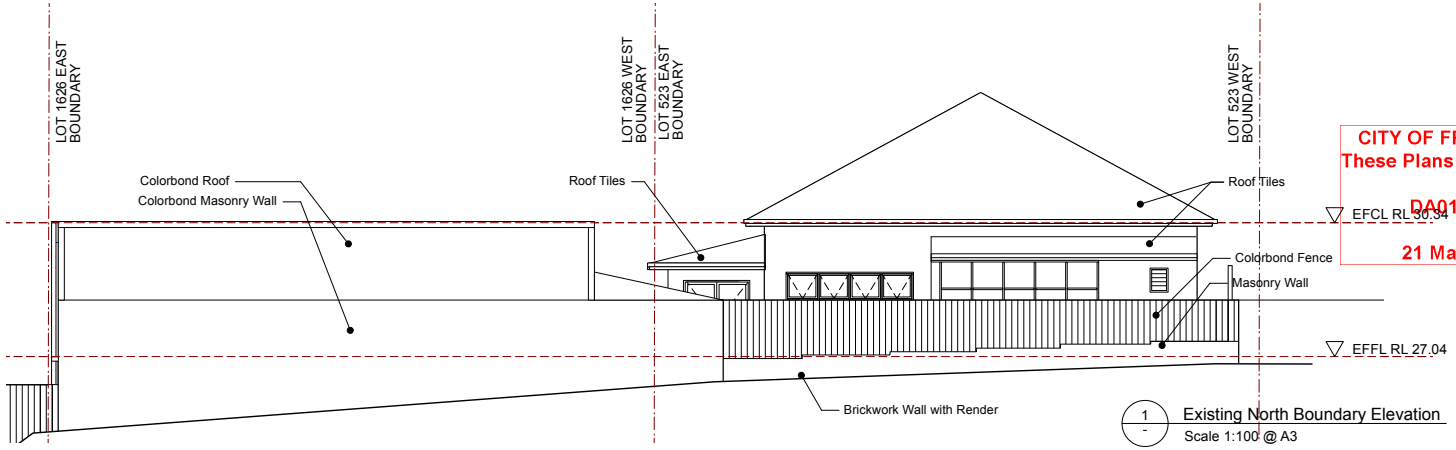

1 - Existing North Boundary Elevation
Scale 1:100 @ A3

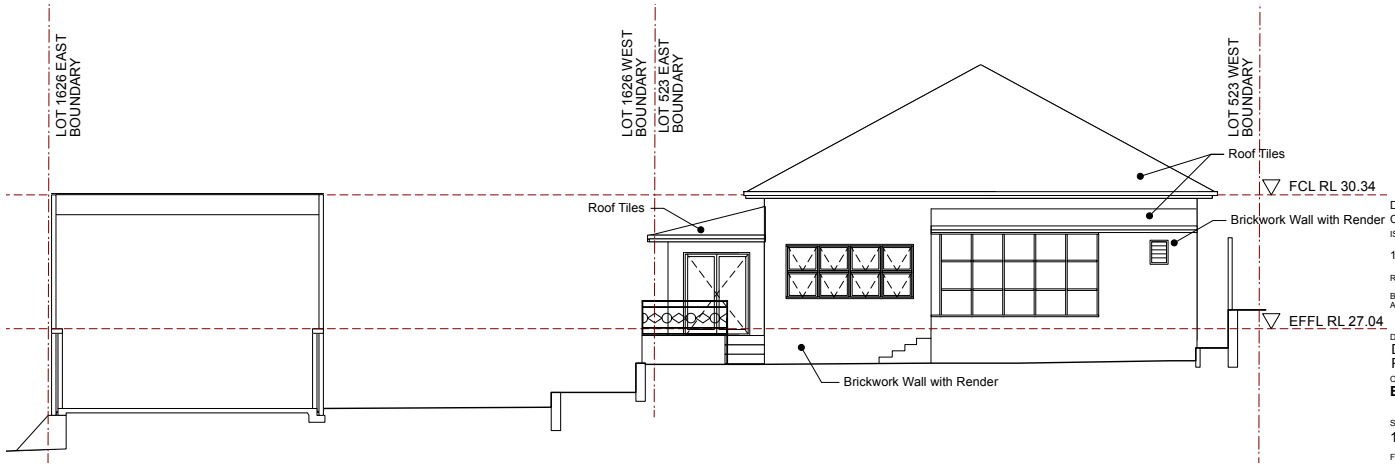

2 - Existing North Elevation
Scale 1:100 @ A3

CITY OF FREMANTLE
These Plans Form Part of
DA0187/26
21 May 2026

ISSUE	DATE	NOTE
D	260513	CoF
C	260506	CoF
1	260505	Concept Development

REV DATE NOTE

BERNARD SEEBER ARCHITECTS
ARCHITECTS REGISTRATION NUMBER 3594

DRAWING STATUS
Demolition Permit

NORTH POINT

CONTENT
Existing North Elevations

SCALE
1:100 @ A3

FILE NAME
20 FORREST STREET

FILE No	DRAWING	REV	ISSUE
578	A009	1	D

BERNARD SEEBER.COM

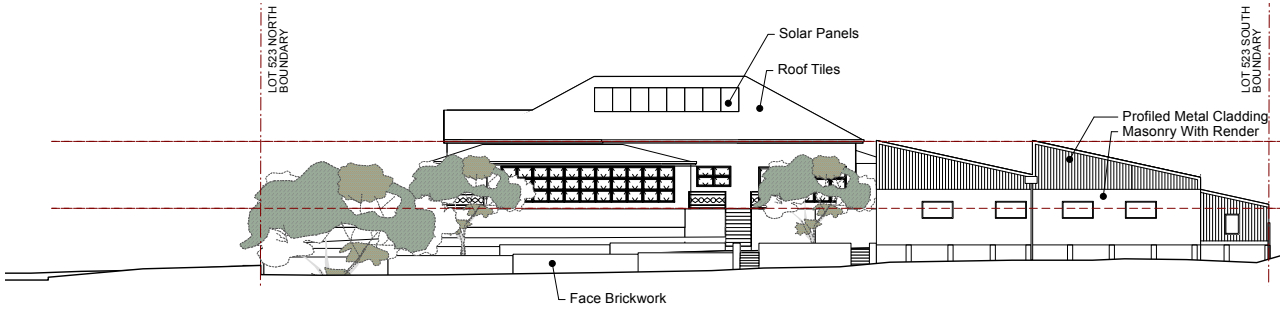

CITY OF FREMANTLE
These Plans Form Part of
DA0187/26
21 May 2026

1 - Existing East Boundary Elevation
Scale 1:200 @ A3

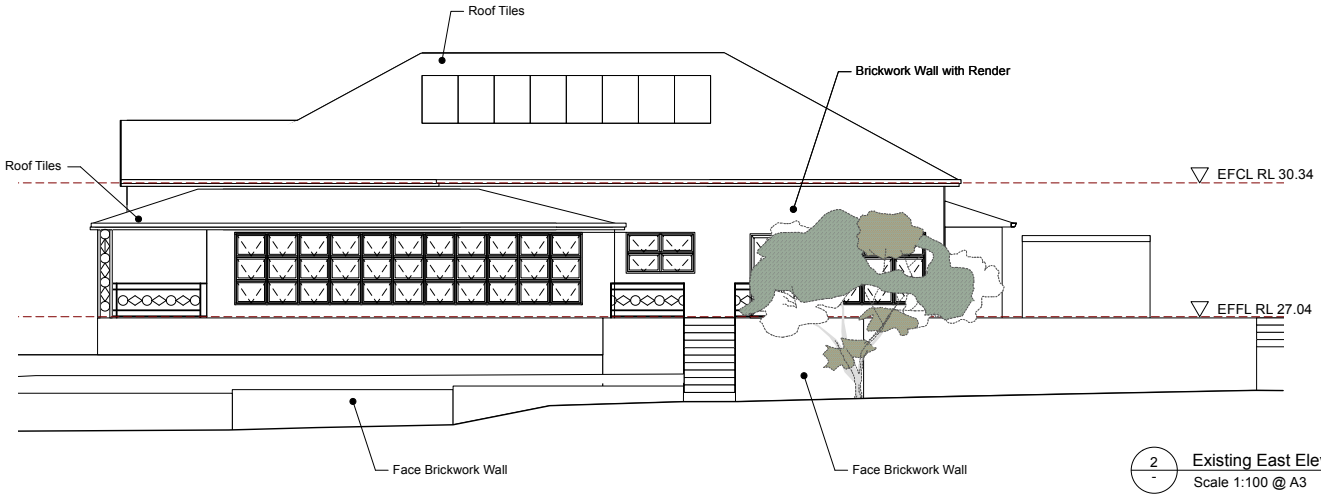

2 - Existing East Elevation
Scale 1:100 @ A3

BERNARD SEEBER ARCHITECTS
ARCHITECTS REGISTRATION NUMBER 3594

DRAWING STATUS
Demolition Permit

NORTH POINT

CONTENT
Existing Eastern Elevations

SCALE
As shown @ A3

FILE NAME
20 FORREST STREET

FILE No	DRAWING	REV	ISSUE
578	A010	1	D

BERNARD SEEBER.COM

Douro Rd
Douro Rd
Douro Rd
South Terrace
South Terrace
Hickory St
Hickory St
Unit 11 - Top Floor
Terrace Court
Recently viewed
CITY OF FREMANTLE
These Plans Form Part Of
DA0253/26
30 Jun 2026
11

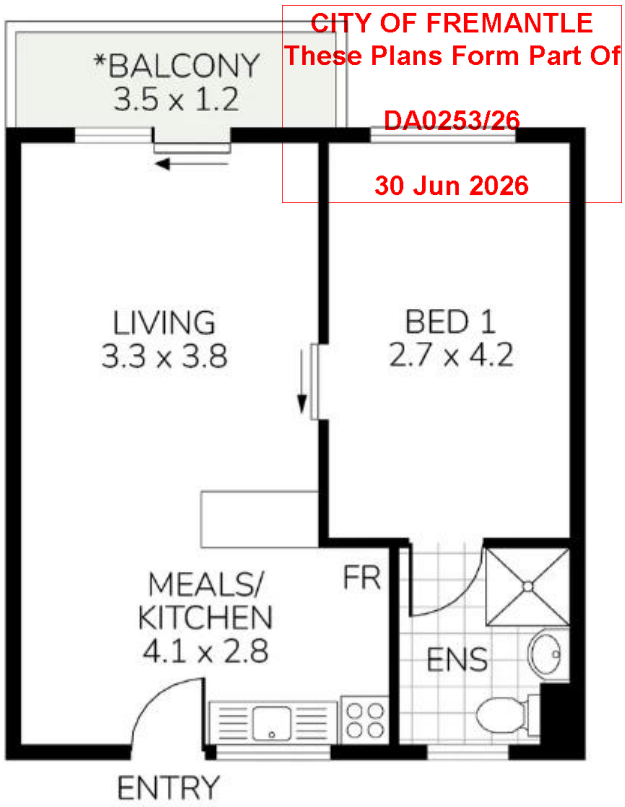
CITY OF FREMANTLE
These Plans Form Part Of
DA0253/26
30 Jun 2026
*BALCONY
3.5 x 1.2
LIVING
3.3 x 3.8
BED 1
2.7 x 4.2
MEALS/
KITCHEN
4.1 x 2.8
FR
ENS
ENTRY

SHORT-STAY ACCOMMODATION

PROPERTY MANAGEMENT PLAN

Property Address: 11/1 Douro Road, South Fremantle WA 6162
Use: Short-Stay Accommodation
Property Manager: Nomad Nest

---

1. Property Manager Details

Property Manager: Nomad Nest

Primary Contact: [redacted]

Address:
[redacted]

Telephone (24 hours):
[redacted]

Email:
[redacted]

Nomad Nest is responsible for the day-to-day management of the short-stay accommodation.

The Property Manager will respond to complaints relating to nuisance behaviour within 12 hours of receipt. A complaints register will be maintained recording the date, nature of the complaint and action taken and will be made available to the City of Fremantle upon request.

---

2. Method of Booking and Check-In

Bookings are accepted through reputable online booking platforms (including Airbnb and Booking.com) and via direct bookings managed by Nomad Nest.

All guests are required to provide verified identification prior to arrival. Bookings may be declined where there are concerns regarding parties, anti-social behaviour or non-compliance with the House Rules.

Secure self check-in is provided via a lockbox, with access details issued only after booking confirmation and acceptance of the Code of Conduct.

The property accommodates a maximum of **two (2) guests** in **one (1) bedroom.** Maximum occupancy limits are enforced at all times.

---

3. Parking Arrangements

One designated on-site parking bay is provided for guest use.

Guests are instructed to park only within the designated parking bay. Parking on verges, footpaths or in a manner that obstructs neighbours or traffic is not permitted.

Parking instructions are provided prior to arrival and within the dwelling.

---

4. Pets

Pets are not permitted at the property unless expressly approved in writing by the Property Manager prior to arrival.

Where pets are approved, they must not be left unattended and must not cause nuisance, including barking.

Additional cleaning or damage costs may apply.

---

5. Complaint and Nuisance Management

Nomad Nest maintains procedures to manage nuisance behaviour, including but not limited to:

- Violence or threats
- Loud or aggressive behaviour
- Excessive noise
- Overlooking
- Light spill
- Smoke or odours

Upon receipt of a complaint, the Property Manager will immediately contact guests to rectify the issue.

Escalation may include on-site attendance and, if behaviour is not rectified, termination of the booking.

All complaints are recorded in the complaints register.

---

6. Waste Management

Dedicated rubbish and recycling bins are provided at the property.

Guests are instructed on appropriate waste separation and disposal.

Bins are presented and returned in accordance with City of Fremantle collection schedules.

Overflowing bins or loose waste are not permitted.

Additional waste removal will be arranged if required.

---

7. Emergency Contact

For urgent matters, guests are provided with Nomad Nest's 24-hour contact number.

Emergency Services: 000

Nomad Nest (24 Hours):
[redacted]

Emergency information is also provided within the digital guest guide.

Declaration

Nomad Nest is committed to managing the short-stay accommodation at **11/1 Douro Road, South Fremantle** in a manner that protects residential amenity, complies with City of Fremantle requirements, and reflects best-practice short-stay property management.

Appendix A – Floor Plan

See below the approved floor plan for **11/1 Douro Road, South Fremantle WA 6162**.

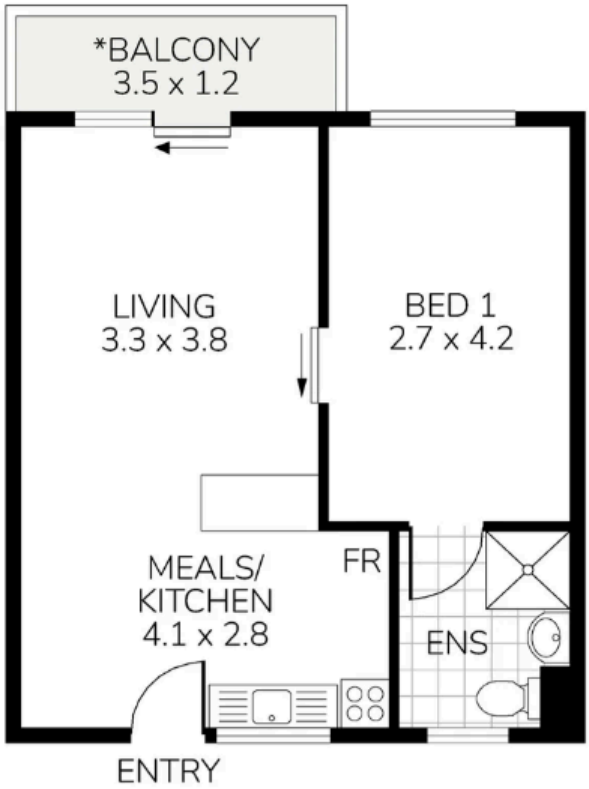
*BALCONY
3.5 x 1.2
LIVING
3.3 x 3.8
BED 1
2.7 x 4.2
MEALS/
KITCHEN
4.1 x 2.8
FR
ENS
ENTRY

NOMAD NEST

Guest Code of Conduct

Short-Term Rental Accommodation

Welcome to your Nomad Nest accommodation.

Our properties are located within established residential neighbourhoods. We ask all guests to respect neighbouring residents and help us maintain a safe, quiet and enjoyable environment for everyone.

Failure to comply with this Code of Conduct may result in immediate termination of your booking without refund.

---

1. Property Manager Contact Details

Nomad Nest

Property Manager: [redacted]

📞 **24 Hour Contact:** [redacted]

📧 [redacted]

Please contact us immediately if:

- an emergency occurs;
- maintenance is required;
- you accidentally damage the property;
- you have concerns regarding your stay.

---

2. Respect Our Neighbours

This property is located within a residential community.

Guests must:

- respect neighbouring residents at all times;
- minimise noise both inside and outside the property;
- keep televisions and music to reasonable levels;
- close doors and windows quietly;
- avoid congregating outside the property;
- supervise children at all times;
- leave the neighbourhood exactly as you found it.

Quiet Hours

10:00 pm – 7:00 am daily.

Please be particularly mindful when arriving or departing early in the morning or late at night.

---

3. Visitors, Parties & Events

The property may only be occupied by the number of guests approved within your booking.

The following are **strictly prohibited**:

- Parties
- Functions
- Events
- Bucks or Hens celebrations
- School leavers' gatherings
- Excessive alcohol consumption
- Unauthorised overnight visitors

Visitors during the day must be respectful of neighbours and must not create unreasonable noise or disturbance.

---

4. Parking

Please park only within the designated parking area allocated to the property.

Guests must not:

- park on neighbouring properties;
- block driveways;
- obstruct footpaths;
- park on lawns or landscaped areas;
- occupy visitor parking where prohibited.

Please comply with all local parking restrictions.

---

5. Alternative Transport

Where possible, guests are encouraged to use:

- Public transport
- Walking
- Cycling
- Taxi services
- Ride-share services including Uber and DiDi

Many Nomad Nest properties are conveniently located close to public transport, shops, restaurants and local attractions.

---

6. Waste Management

Please help keep the property and neighbourhood clean.

Guests are requested to:

- place rubbish in the appropriate bins;
- separate recycling where facilities are provided;
- avoid overfilling bins;
- ensure bin lids remain closed;
- never leave rubbish outside the property or on common areas.

7. Pets

Pets are only permitted where expressly approved prior to arrival.

Where pets are permitted:

- pets must not be left unattended unless specifically approved;
- owners must clean up after their pets;
- pets must not damage the property;
- excessive barking or nuisance behaviour is not permitted.

Unauthorised pets may result in cancellation of the booking.

---

8. Bushfire & Emergency Procedures

(Applicable to regional and bushland properties.)

Guests should familiarise themselves with emergency evacuation procedures upon arrival.

In the event of a bushfire or emergency:

- Follow all directions issued by Emergency Services.
- Leave immediately if instructed.
- Do not wait for personal belongings.
- Contact Nomad Nest once safely evacuated.

Emergency information is provided within the Guest Guide.

---

9. Safety & Security

- lock all doors and windows whenever leaving the property;
- report any hazards immediately;
- familiarise yourself with the location of smoke alarms, fire extinguishers and first aid equipment;
- never tamper with smoke alarms or safety equipment.

In an emergency dial 000

10. Smoking & Vaping

Smoking and vaping are prohibited inside all Nomad Nest properties unless specifically advised otherwise.

Please dispose of cigarette butts responsibly.

---

11. Property Care

Please treat the property as you would your own home.

Guests are requested to:

- report accidental damage immediately;
- use appliances correctly;
- avoid moving furniture;
- leave the property reasonably clean upon departure;
- switch off lights and air conditioning when leaving.

---

12. Check-out

Before departure please:

- place rubbish in the appropriate bins;
- wash dishes or start the dishwasher;
- return keys as instructed;
- lock all doors and windows;
- report any maintenance issues.

---

13. Compliance

Nomad Nest reserves the right to:

- contact guests regarding breaches of this Code of Conduct;
- attend the property where required;
- terminate bookings involving serious misconduct;
- recover costs associated with damage or breaches of House Rules.

Our objective is to ensure every guest enjoys their stay while preserving the amenity of the surrounding community.

Thank you for helping us achieve this.

Nomad Nest

Professional Holiday Home Management

[redacted]

[redacted]

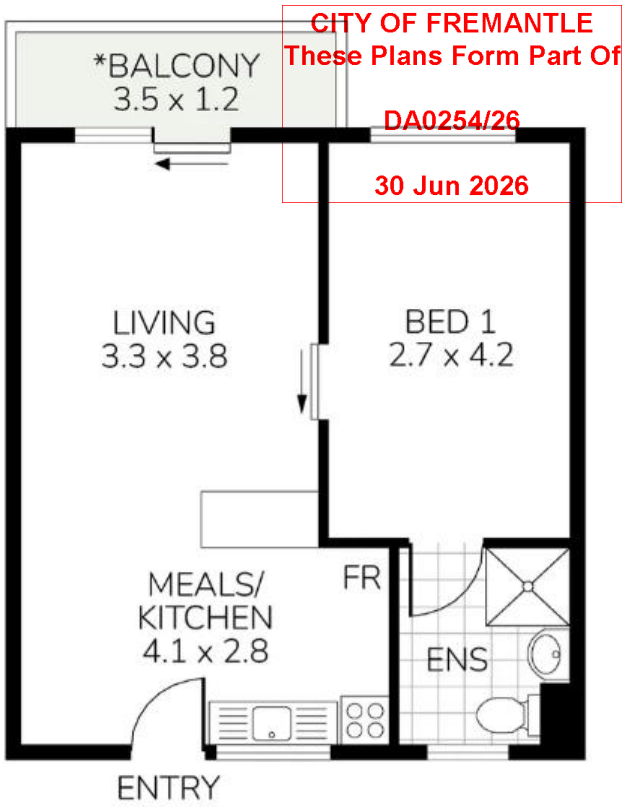
CITY OF FREMANTLE
These Plans Form Part Of
DA0254/26
30 Jun 2026
*BALCONY
3.5 x 1.2
LIVING
3.3 x 3.8
BED 1
2.7 x 4.2
MEALS/
KITCHEN
4.1 x 2.8
FR
ENS
ENTRY

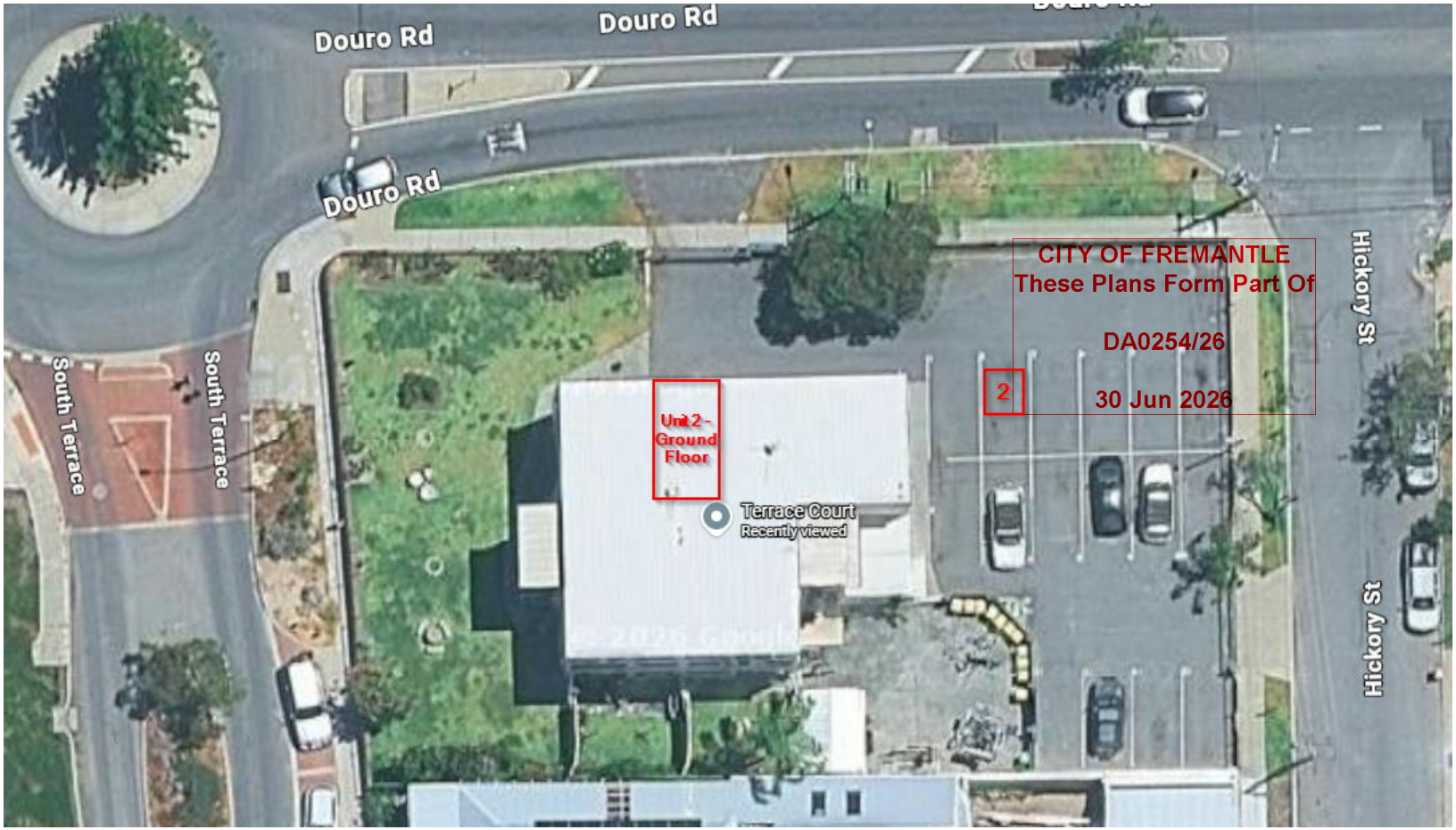
Douro Rd
Douro Rd
Douro Rd
South Terrace
South Terrace
Hickory St
Hickory St
Unit 2 - Ground Floor
Terrace Court
Recently viewed
CITY OF FREMANTLE
These Plans Form Part Of
DA0254/26
30 Jun 2026
2

SHORT-STAY ACCOMMODATION

PROPERTY MANAGEMENT PLAN

Property Address: 2/1 Douro Road, South Fremantle WA 6162
Use: Short-Stay Accommodation
Property Manager: [redacted]

---

1. Property Manager Details

Property Manager: [redacted]

Primary Contact: [redacted]

Address:
[redacted]

Telephone (24 hours):
[redacted]

Email:
[redacted]

CITY OF FREMANTLE
These Plans Form Part of

DA0254/26

30 June 2026

Nomad Nest is responsible for the day-to-day management of the short-stay accommodation.

The Property Manager will respond to complaints relating to nuisance behaviour within 12 hours of receipt. A complaints register will be maintained recording the date, nature of the complaint and action taken and will be made available to the City of Fremantle upon request.

---

2. Method of Booking and Check-In

Bookings are accepted through reputable online booking platforms (including Airbnb and Booking.com) and via direct bookings managed by Nomad Nest.

All guests are required to provide verified identification prior to arrival. Bookings may be declined where there are concerns regarding parties, anti-social behaviour or non-compliance with the House Rules.

Secure self check-in is provided via a lockbox, with access details issued only after booking confirmation and acceptance of the Code of Conduct.

The property accommodates a maximum of **two (2) guests** in **one (1) bedroom**. Maximum occupancy limits are enforced at all times.

3. Parking Arrangements

One designated on-site parking bay is provided for guest use.

Guests are instructed to park only within the designated parking bay. Parking on verges, footpaths or in a manner that obstructs neighbours or traffic is not permitted.

Parking instructions are provided prior to arrival and within the dwelling.

4. Pets

Pets are not permitted at the property unless expressly approved in writing by the Property Manager prior to arrival.

Where pets are approved, they must not be left unattended and must not cause nuisance, including barking.

Additional cleaning or damage costs may apply.

5. Complaint and Nuisance Management

Nomad Nest maintains procedures to manage nuisance behaviour, including but not limited to:

- Violence or threats
- Loud or aggressive behaviour
- Excessive noise
- Overlooking
- Light spill
- Smoke or odours

CITY OF FREMANTLE
These Plans Form Part of
DA0254/26
30 June 2026

Upon receipt of a complaint, the Property Manager will immediately contact guests to rectify the issue.

Escalation may include on-site attendance and, if behaviour is not rectified, termination of the booking.

All complaints are recorded in the complaints register.

6. Waste Management

Dedicated rubbish and recycling bins are provided at the property.

Guests are instructed on appropriate waste separation and disposal.

Bins are presented and returned in accordance with City of Fremantle collection schedules.

Overflowing bins or loose waste are not permitted.

Additional waste removal will be arranged if required.

---

7. Emergency Contact

For urgent matters, guests are provided with Nomad Nest's 24-hour contact number.

Emergency Services: 000

Nomad Nest (24 Hours):
0438 908 829

Emergency information is also provided within the digital guest guide.

Declaration

Nomad Nest is committed to managing the short-stay accommodation at **2/1 Douro Road, South Fremantle** in a manner that protects residential amenity, complies with City of Fremantle requirements, and reflects best-practice short-stay property management.

Appendix A – Floor Plan

See below the approved floor plan for **2/1 Douro Road, South Fremantle WA 6162**.

CITY OF FREMANTLE
These Plans Form Part of

DA0254/26

30 June 2026

NOMAD NEST

Guest Code of Conduct

Short-Term Rental Accommodation

Welcome to your Nomad Nest accommodation.

Our properties are located within established residential neighbourhoods. We ask all guests to respect neighbouring residents and help us maintain a safe, quiet and enjoyable environment for everyone.

Failure to comply with this Code of Conduct may result in immediate termination of your booking without refund.

---

1. Property Manager Contact Details

Nomad Nest

Property Manager: [redacted]

📞 **24 Hour Contact:** [redacted]

[redacted]

Please contact us immediately if:

- an emergency occurs;
- maintenance is required;
- you accidentally damage the property;
- you have concerns regarding your stay.

---

2. Respect Our Neighbours

This property is located within a residential community.

Guests must:

- respect neighbouring residents at all times;
- minimise noise both inside and outside the property;
- keep televisions and music to reasonable levels;
- close doors and windows quietly;
- avoid congregating outside the property;
- supervise children at all times;
- leave the neighbourhood exactly as you found it.

Quiet Hours

10:00 pm – 7:00 am daily.

Please be particularly mindful when arriving or departing early in the morning or late at night.

---

3. Visitors, Parties & Events

The property may only be occupied by the number of guests approved within your booking.

The following are **strictly prohibited**:

- Parties
- Functions
- Events
- Bucks or Hens celebrations
- School leavers' gatherings
- Excessive alcohol consumption
- Unauthorised overnight visitors

Visitors during the day must be respectful of neighbours and must not create unreasonable noise or disturbance.

---

4. Parking

Please park only within the designated parking area allocated to the property.

Guests must not:

- park on neighbouring properties;
- block driveways;
- obstruct footpaths;
- park on lawns or landscaped areas;
- occupy visitor parking where prohibited.

Please comply with all local parking restrictions.

---

5. Alternative Transport

Where possible, guests are encouraged to use:

- Public transport
- Walking
- Cycling
- Taxi services
- Ride-share services including Uber and DiDi

Many Nomad Nest properties are conveniently located close to public transport, shops, restaurants and local attractions.

---

6. Waste Management

Please help keep the property and neighbourhood clean.

Guests are requested to:

- place rubbish in the appropriate bins;
- separate recycling where facilities are provided;
- avoid overfilling bins;
- ensure bin lids remain closed;
- never leave rubbish outside the property or on common areas.

7. Pets

Pets are only permitted where expressly approved prior to arrival.

Where pets are permitted:

- pets must not be left unattended unless specifically approved;
- owners must clean up after their pets;
- pets must not damage the property;
- excessive barking or nuisance behaviour is not permitted.

Unauthorised pets may result in cancellation of the booking.

---

8. Bushfire & Emergency Procedures

(Applicable to regional and bushland properties.)

Guests should familiarise themselves with emergency evacuation procedures upon arrival.

In the event of a bushfire or emergency:

- Follow all directions issued by Emergency Services.
- Leave immediately if instructed.
- Do not wait for personal belongings.
- Contact Nomad Nest once safely evacuated.

Emergency information is provided within the Guest Guide.

---

9. Safety & Security

- lock all doors and windows whenever leaving the property;
- report any hazards immediately;
- familiarise yourself with the location of smoke alarms, fire extinguishers and first aid equipment;
- never tamper with smoke alarms or safety equipment.

In an emergency dial 000

10. Smoking & Vaping

Smoking and vaping are prohibited inside all Nomad Nest properties unless specifically advised otherwise.

Please dispose of cigarette butts responsibly.

---

11. Property Care

Please treat the property as you would your own home.

Guests are requested to:

- report accidental damage immediately;
- use appliances correctly;
- avoid moving furniture;
- leave the property reasonably clean upon departure;
- switch off lights and air conditioning when leaving.

---

12. Check-out

Before departure please:

- place rubbish in the appropriate bins;
- wash dishes or start the dishwasher;
- return keys as instructed;
- lock all doors and windows;
- report any maintenance issues.

---

13. Compliance

Nomad Nest reserves the right to:

- contact guests regarding breaches of this Code of Conduct;
- attend the property where required;
- terminate bookings involving serious misconduct;
- recover costs associated with damage or breaches of House Rules.

Our objective is to ensure every guest enjoys their stay while preserving the amenity of the surrounding community.

Thank you for helping us achieve this.

Nomad Nest

Professional Holiday Home Management

📞 0438 908 829

📧 nomad@nomadnest.com.au

[redacted]

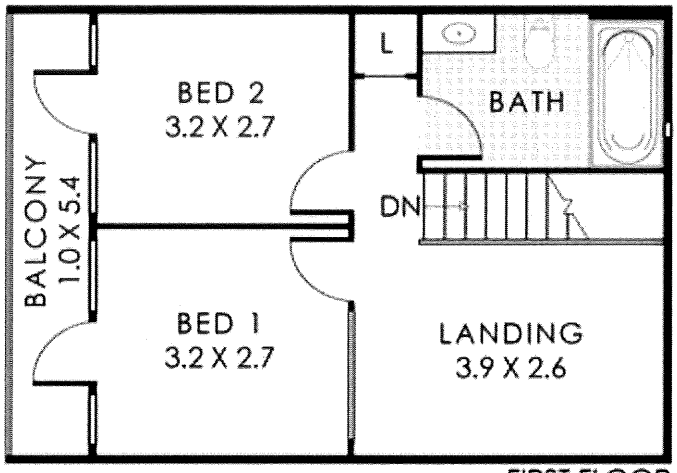

FIRST FLOOR

CITY OF FREMANTLE
These Plans Form Part of

DA0212/26

4 June 2026

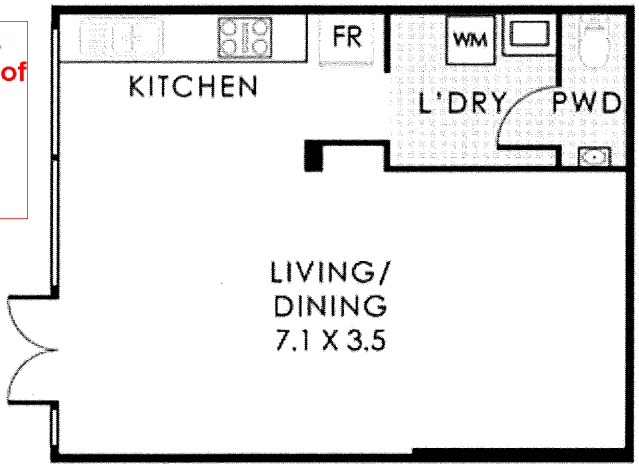

GROUND FLOOR

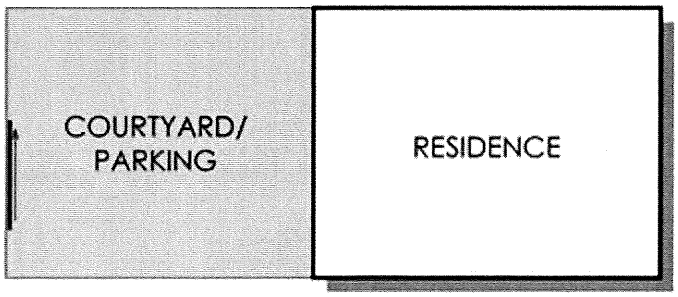

SOUTH TERRACE

7/342 South Terrace, South Fremantle

Residence 67m² | Balcony 5m²

Docusign Envelope ID: 899A47BF-C900-4151-975A-2E9252366BFD

SHEET No. 1 OF 2 SHEETS CA5

STRATA PLAN No. 25524

See sheet 2 of 2 for lots 1 - 14

GROUND FLOOR

CITY OF FREMANTLE
These Plans Form Part of

DA0212/26

4 June 2026



Initial

The stratum of the parts of the lots external to the building extends between 1 metre below and 4 metres above the upper surface of the ground floor level of the main building , except where covered.

Scale 1 : 400

41445/6/85—1M—S/7658

LANDGATE COPY OF ORIGINAL NOT TO SCALE 09/07/2024 11:52 AM Request number: 66846879

Landgate
www.landgate.wa.gov.au

Docusign Envelope ID: 899A47BF-C900-4151-975A-2E9252366BFD

SHEET No. 1 OF 2 SHEETS CA5

STRATA PLAN No. 25524

See sheet 2 of 2 for lots 1 - 14

GROUND FLOOR

CITY OF FREMANTLE
These Plans Form Part of

DA0212/26

4 June 2026

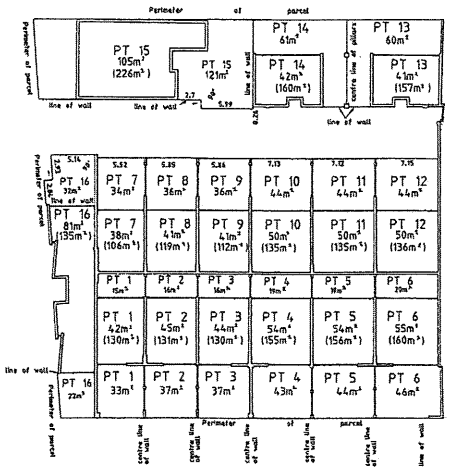

The stratum of the parts of the lots external to the building extends between 1 metre below and 4 metres above the upper surface of the ground floor level of the main building , except where covered.

Scale 1 : 400

LANDGATE COPY OF ORIGINAL NOT TO SCALE Fri May 7 10:34:53 2010 JOB 34395051

Docusign Envelope ID: 899A47BF-C900-4151-975A-2E9252366BFD

Initial
TL

CA 1

STRATA PLAN **25524**

HELD BY LANDGATE IN DIGITAL FORM ONLY.

PLAN OF Lot 100 of Fremantle Sub Lot 17 on Diagram 85235

CERTIFICATE OF TITLE Volume 1982 Folio 798

LOCAL AUTHORITY City of Fremantle

LOCALITY South Fremantle INDEX PLAN BG 34 07.11

NAME OF BUILDING 342 South Tce South Fremantle

NAME OF BODY CORPORATE
(IF STRATA PLAN OF SUBDIVISION OR CONSOLIDATION)

ADDRESS FOR SERVING OF ~~342 South Terrace South Fremantle 6162~~

NOTICES ON COMPANY SEE ANNEXURE 'B'

PURPOSE

OFFICE USE ONLY

LODGED 17.11.93 39146

EXAMINED 3-12-93 CL.

REGISTERED 3-12-93 App. F384338

REGISTRAR OF TITLES

CITY OF FREMANTLE
These Plans Form Part of
DA0212/26
4 June 2026

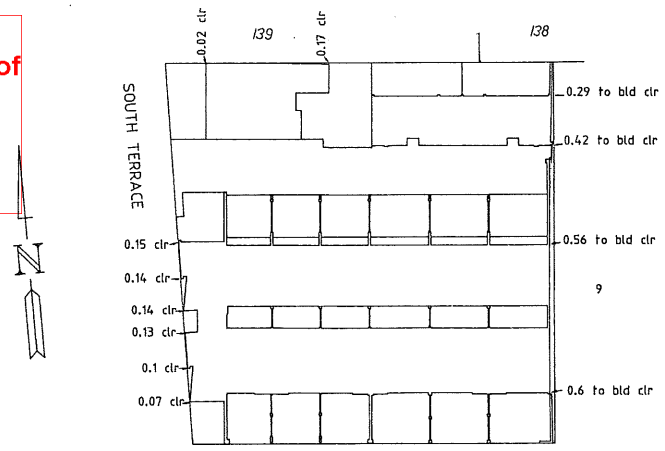

FINLAYSONS
LAND DEVELOPMENT CONSULTANTS
Suite 6, 89 Winton Road,
Joondalup WA 6027
phone (09) 300 1956
fax (09) 300 1956

AS TO PORTION ONLY: LIMITED TO A DEPTH OF 60.96 METRES BUT SUBJECT TO CERTAIN MINERAL AND OTHER RESERVATIONS AS SET OUT IN TRANSFER 1825/1959 WHICH ARE IN ADDITION TO THOSE RESERVATIONS TO THE CROWN ALREADY ALREADY CONTAINED IN THE ORIGINAL GRANT

Scale 1 : 500

SCHEDULE OF UNIT ENTITLEMENT		OFFICE USE ONLY CURRENT Cs. of TITLE	
LOT No.	UNIT ENTITLEMENT	VOL.	FOL.
	SEE ANNEXURE	A	
AGGREGATE			

CERTIFICATE OF LICENSED VALUER

I, ... being a Licensed Valuer licensed under the Land Valuers Licensing Act 1978 do hereby certify that the unit entitlement of each Lot, as stated in the schedule bears in relation to the aggregate unit entitlement of all Lots delineated on the strata plan a proportion not greater than 5 per cent more or 5 per cent less than the proportion that the capital value of that Lot bears to the aggregate capital value of all the Lots delineated on the plan.

Date ..... Signed .....

02181/5/91—2M—S/7652

LANDGATE COPY OF ORIGINAL NOT TO SCALE 09/07/2024 11:52 AM Request number: 66846879

Landgate
www.landgate.wa.gov.au

Docusign Envelope ID: 899A47BF-C900-4151-975A-2E9252366BFD

SHEET No. 2 OF 2 SHEETS CA5

STRATA PLAN No. 25524

FIRST FLOOR

See sheet 1 of 2 for other parts of lots 1 - 14

Initial

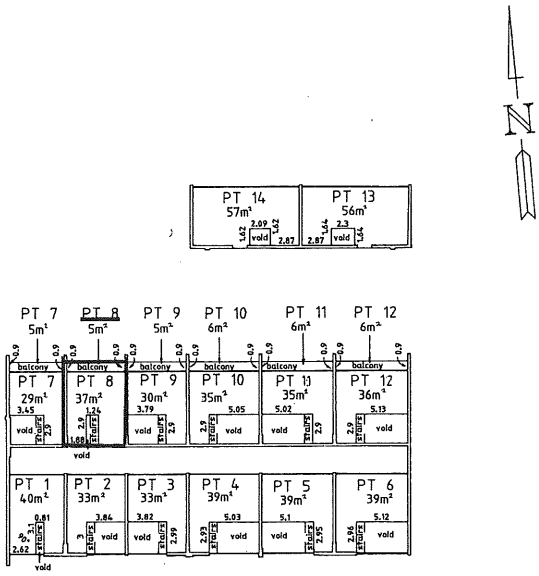

All angles are 90° unless stated otherwise

CITY OF FREMANTLE
These Plans Form Part of

DA0212/26

4 June 2026

Scale 1 : 400

41445/6/85—1M—S/7658

LANDGATE COPY OF ORIGINAL NOT TO SCALE 09/07/2024 11:52 AM Request number: 66846879

Landgate
www.landgate.wa.gov.au

Management Plan

1. Contact details of the property manager: [redacted]
2. Onsite second property manager: [redacted] (lives in the building and member of strata board): [redacted]
3. Method of booking and checking in: AirBnB and Stayz platforms. Details messaged with code to lock box for self check in.
4. Confirmation of location of onsite parking: no onsite parking. One carpark for guests is located in the property courtyard (see floorplan).
5. Pets are not permitted at the property.
6. No more than 4 guests are permitted to stay.
7. Complaint management procedure: Any and all complaints about guests are to be addressed to [redacted]. Phone number will be clearly displayed on the front gate. For immediate onsite attendance, complaints can be addressed to [redacted] (a resident in the complex and member of Strata council) whom I will contact on [redacted]
8. Waste management strategy: Guests to place bins on the kerbside on collection days. In the event a guest omits or neglects to do this, [redacted] will attend to bin placement.
9. Bushfire emergency response procedures: not applicable.

Code of Conduct

1. Contact details of Property Manager - see Management Plan.
2. Expected behaviour of guests and residents: guests and residents are expected to not engage in nuisance and to respect and permit all neighbours' quiet enjoyment, privacy,and good order of their premises, including no unreasonable and substantial noise, no gatherings of guests' visitors of more than four people, no smoking and no interference in car parking. Similarly, guests are guaranteed reasonable peace, comfort and privacy without interference or interruption (Residential Tenancies Act 1987).
3. On-site parking: 1 on-site park is provided for guests. Complaints about unauthorised on-site parking should be directed to the property manager. Public transport is available from a stop immediately outside the premises, as is off street parking.
4. Guests are required to dispose of waste by placing bins on the roadside outside the premises on Tuesday evening for Wednesday am collection.
5. Pets are not permitted on the property. Guests must not endeavour to feed local wildlife including birds.

CITY OF Fremantle

Local Planning Policy 3.16

Burt Street

fremantle.wa.gov.au

Local Planning Policy 3.16 – Burt Street

Citation

This is a Local Planning Policy prepared under Schedule 2 of the Planning and Development (Local Planning Schemes) Regulations 2015. This policy may be cited as Local Planning Policy 3.16 – Burt Street (LPP 3.16).

Introduction

The provisions of this Policy assist in the interpretation of the requirements within Sub area 2.3.4 of the City of Fremantle Local Planning Scheme No. 4 (LPS4) and partially augment the Residential Design Codes Volume 2 (R-Codes).

Objectives

The objective of this Policy is to ensure that development in the Burt Street area appropriately responds to the surrounding context in terms of streetscape appearance, built form, landscaping and tree cover.

Application of this Policy

This policy applies to the land bound by Skinner Street, Burt Street, East Street and Vale Street as shown below. Provisions relating to the development standards for this site are contained in Scheme under Sub Area 2.3.4 of Schedule 8.

In the event that there is a conflict between this policy, and a provision contained within a Local Area Planning Policy, the most specific policy provision shall prevail.

Notwithstanding the zoning of the site, development applications for the site require referral to the Design Advisory Committee for consideration, unless otherwise agreed upon by the Manager of Development Approvals.

Policy Provisions

Schedule 8 Provisions – Sub Area 2.3.4

SUMMARY OF SCHEDULE 8 PROVISIONS

(reproduced from Local Planning Scheme No.4 for ease of reference)

Clause 2.1 'height controls' and clause 2.2 'Matters to be c considered in applying general and specific height controls' of the Local Planning Area 2 do not apply

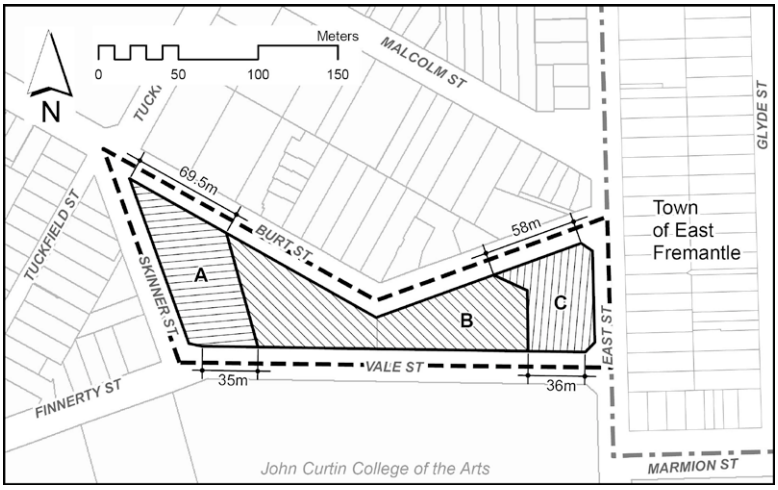

BUILDING HEIGHT [specified in Australian Height Datum (AHD) metres]	
Area A	Maximum building height of 37.0m AHD
Area B	Maximum building height of 40.0m AHD
Area C	Maximum building height of 42.0m AHD

AREA A BUILDING HEIGHT BUFFER

Development proposed within Area A shall comply with the following building height envelope:

1) Height plane is measured at an angle of 22.5 degrees above horizontal at a height of 28.0m AHD along the property boundary on the east side of Skinner Street.
2) Limit all building elements to height plane/building envelope.

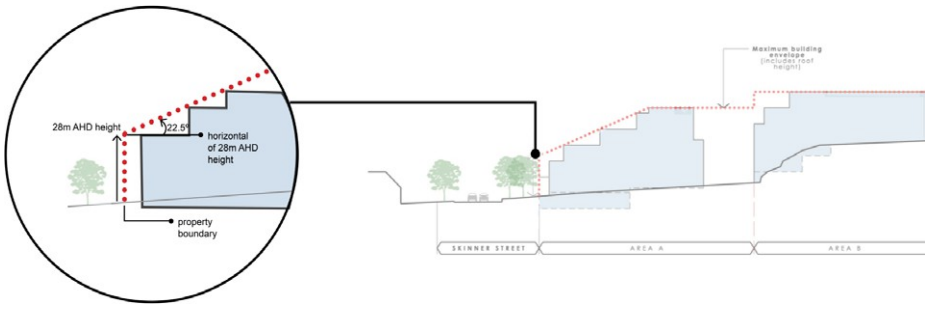

SUMMARY OF SCHEDULE 8 PROVISIONS *(reproduced from Local Planning Scheme No.4 for ease of reference)* Clause 2.1 'height controls' and clause 2.2 'Matters to be c considered in applying general and specific height controls' of the Local Planning Area 2 do not apply	
BUILDING SETBACKS	
East Street frontage	5.0m minimum
CAR PARKING AND VEHICLE ACCESS	
Primary vehicle access	Shall be located from Vale Street
Traffic Impact Assessment shall be submitted to support any planning application[1].	
OTHER DEVELOPMENT REQUIREMENTS *2	
Retain and/or interpret any features of cultural heritage or landscape significance	
Maximise opportunities to retain existing trees and provide significant areas of new planting	
Provide street verge landscaping and vehicle parking for public use	
Integrate with surrounding public areas	
Provide visual permeability through the site and mitigate the impact of building bulk on streetscape	

Notes:*1* *The Traffic Impact Assessment (required as specified in Schedule 8 Provisions) is to be undertaken by a suitably qualified traffic engineer and shall be submitted in support of application for planning approval.*

Notes:*2* *Additional requirements must be met for Multiple Dwelling Diversity as per Clause 4.4.5 of LPS4 and the City's Memorandum of Understanding with the Housing Authority.*

POLICY REQUIREMENTS *The below provisions are in addition to the R-Codes Volume 2 (and numbered accordingly)*
CLAUSE 2.7: BUILDING SEPARATION
Acceptable Outcomes: A2.7.1 The length of buildings fronting Vale Street must not exceed 40m and are to incorporate complete breaks between buildings of a minimum of 6m, providing uninterrupted views through the site. A2.7.3 A minimum of 30% open space must be provided across the site with a minimum dimension of 1m at any point. In calculating this percentage, deep soil areas and communal open space are included. A2.7.3 In relation to the open space requirement above, no more than 10% of the culminated setback areas on the site are to be included in the open space calculation. **Design Guidance:** DG2.7.1 Where landscaped building setbacks are included in the open space calculation, these shall incorporate the adjacent public realm and provide a consolidated experience and sense of character.
CLAUSE 3.1: SITE ANALYSIS AND DESIGN RESPONSE
Design Guidance: DG3.1.1 Site design should be responsive to neighbouring sites, the existing context and neighbouring public realm resulting in a positive contribution to the neighbourhood. DG3.1.2 Development should retain and/or interpret any features of cultural heritage or landscape significance. DG3.1.3 Development should achieve visual permeability through the site, incorporating view lines achievable from the public realm (measured at height of standard person).
CLAUSE 3.3: TREE CANOPY AND DEEP SOIL AREAS
DG3.3.1 Appendix 1 of this Policy includes a map showing existing tree canopy and identifies trees that meet the criteria of R-Codes cl. A3.3.1 as being worthy of retention. Where the City approves a tree for removal, it should be replaced by equivalent planting. As a last resort, removed onsite trees may be offset by planting trees in the road reserve but this should not be used to justify excessive site cover.
CLAUSE 3.6: PUBLIC DOMAIN INTERFACE
Design Guidance: DG3.6.1 Opportunities should be provided for casual interaction between residents and the public domain. This may include seating at building entries, near letterboxes and in private courtyards adjacent to streets. DG3.6.2 The provision of street verge landscaping and vehicle parking for public use shall be provided by the owner and or applicant. Additional approval by the City of Fremantle Parks and Landscaping department and/or Traffic and Civic Design will need to be obtained.
CLAUSE 3.8: VEHICLE ACCESS
Acceptable Outcomes A3.8.1 Ramping for accessibility should be minimised by building entry location and setting ground floor levels in relation to footpath levels. A3.8.2 On sloping sites, minimise basement carparks protruding above ground level by using split levels. A3.8.3 Development and access routes are to avoid removal or potential harm to any affected trees.
CLAUSE 4.10: FAÇADE DESIGN
Acceptable Outcomes A4.10.1 Buildings on corners address both frontages to the street with no blank walls to the frontages. A4.10.2 Continuous horizontal and vertical building elements shall be broken into smaller components through architectural features, materials textures and/or building breaks. **Design Guidance:** DG4.10.1 Key street corners should be activated as landmarks where appropriate to define local character. DG4.10.2 Building facades should be well resolved with an appropriate human scale and proportion to the streetscape. Design solutions may include: (i) well-composed horizontal and vertical elements; (ii) variation in floor heights to enhance the human scale; (iii) elements that are proportional and arranged in patterns; (iv) public artwork or treatments to exterior blank walls; (v) grouping of floors or elements such as balconies and windows on taller buildings; (vi) revealing and concealing certain elements; (vii) changes in texture, material, detail and colour to modify the prominence of elements.

Appendix 1 - Site character and context analysis

SITE CHARACTER AND CONTEXT ANALYSIS

Existing Natural Features

EXISTING MATURE TREES BY CANOPY COVER AND HEIGHT

Tree Canopy present in 2017 at time of original policy adoption (see Appendix for 2026 canopy)

EXISTING MATURE TREES WITHIN THE AREA

The site and immediate surrounding area has several existing mature trees, shown above by height. The existing vegetation in the area assists in breaking up any continuous built form.

HEIGHT DIFFERENCES AND NATURAL GRADIENT

The site has a significant gradient that falls from Burt Street to Vale Street as well as also falling to the West along Burt Street. These height changes have resulted in differing heights of surrounding developments.
The sloping natural topography should be used to enhance the visual interest to new developments through retention of some of these site features.



UNIQUE SITE FEATURES

SITE CHARACTER AND CONTEXT ANALYSIS

Existing Natural Features

The limestone rock formation to the north eastern corner Burt Street and East Street is a unique natural feature and landmark to the site. This location of the limestone rock is of a similar size and shape to an existing pocket of green space to the north of the site and would respond well to the local context.

SITE CHARACTER AND CONTEXT ANALYSIS

Built Form Character

SURROUNDING BUILT FORM AND ARCHITECTURAL CHARACTERISTICS

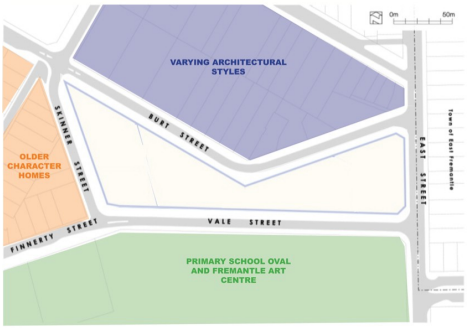

BURT STREET FRONTAGES

Adjoining dwellings located on Burt Street vary in size and height however typically these dwellings are of two to three storeys in height. The buildings along Burt Street vary significantly in age and character which makes for an eclectic mixing of building frontages. Larger side setbacks and varying front setbacks mean that there is building articulation along the streetscape.

EAST STREET FRONTAGES

SITE CHARACTER AND CONTEXT ANALYSIS

Existing Natural Features

The building heights and architectural styles along East Street are similar to those along Burt Street.

A higher proportion of sites are of single storey along East Street however, several dwellings range between three and four storeys.

SKINNER STREET FRONTAGES

The dwellings along Skinner Street are of a similar era and architectural style, found typically in Fremantle. The dwellings are predominantly single storey and have minimal side and front setbacks. This results in limited articulation of buildings however the high degree of landscaping means existing vegetation softens the appearance of continuous buildings.

VALE STREET FRONTAGES

The adjoining sites along Vale Street are predominantly undeveloped due to the location of John Curtin College and the heritage significant Fremantle Art Centre.

Both of these adjoining sites provide expansive green space for the area which is available for active and passive use by the community. Importantly these sites also incorporate significant established native vegetation and planting.

The limited development on the adjoining properties means that important green corridors and view corridors are maintained.

Appendix 2 –Building Heights

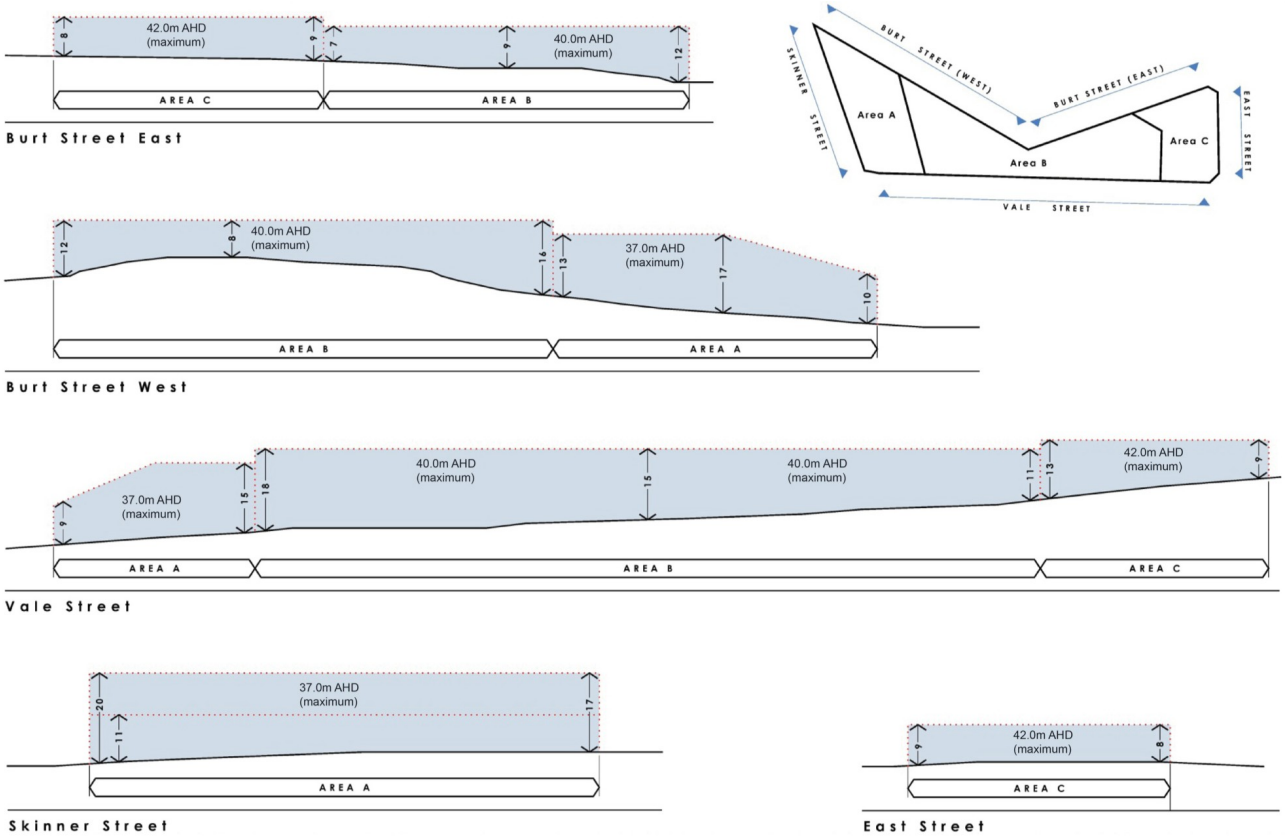

Street views illustrating permissible building height planes and approximate building heights above natural ground level (Note: maximum heights at AHD requirement)

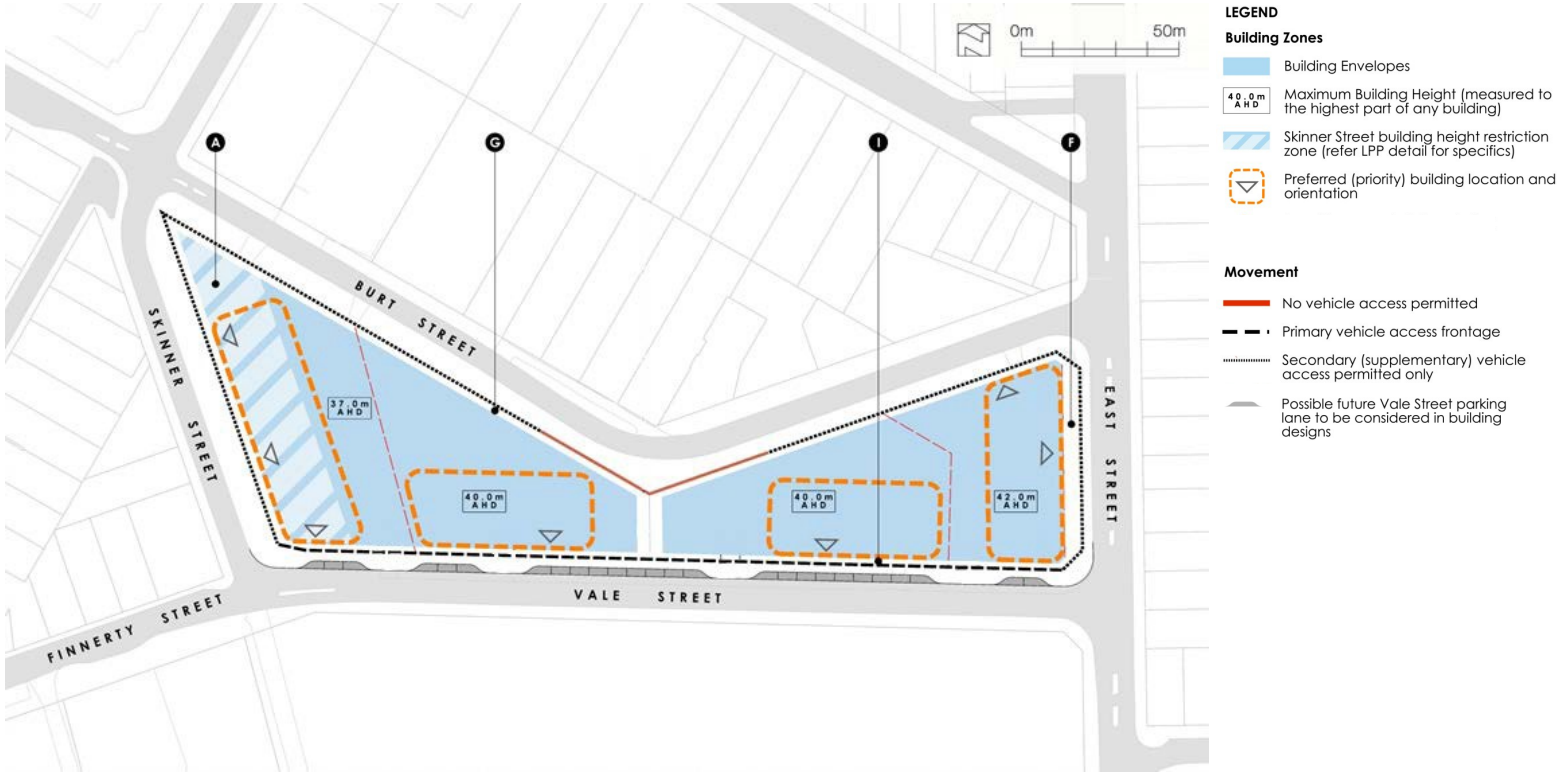

Site Specific Building Requirement Diagram

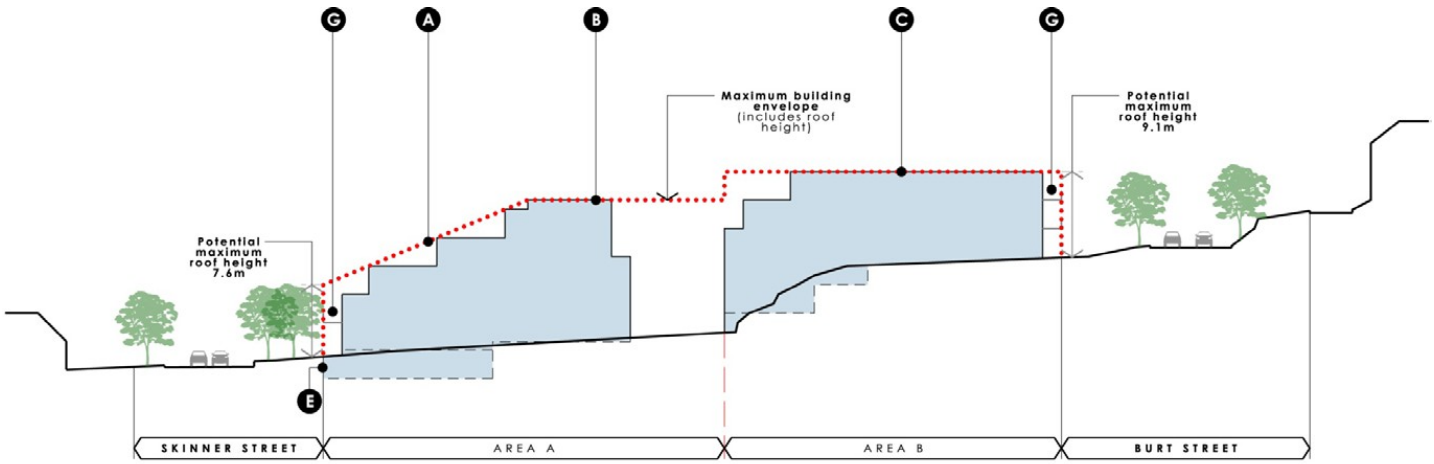

Indicative Section AA

Illustrative cross section – view north-west describing one possible building massing outcome

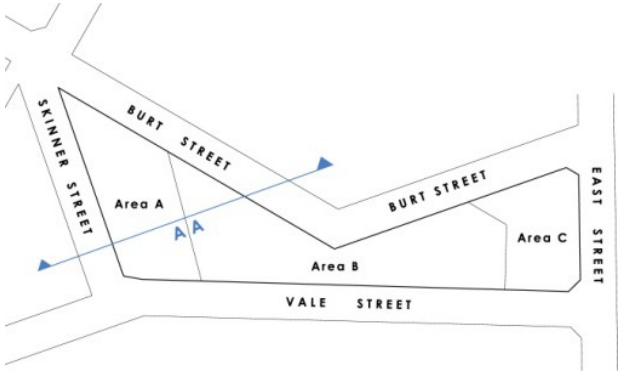

Appendix 3 - Existing tree canopy (2026)

Local Planning Policy – Document Control			
Responsible officer		**Previous Policy Title**	**Next Review Date**
Manager City Planning		XX	+4 years
Version	**Decision to Adopt/Amend**	**Brief Details of Modifications**	
1	Ordinary Meeting of Council – 10 June 2017	Policy adoption	
2	Planning Services Committee – Item No. – DDMMYYYY	Amendment to consolidate and align policy with current Planning Regulations, and administrative corrections for ease of use	
Public Consultation		Yes	
WAPC Approval Required?	No	**Date approved by WAPC**	N/A

CITY OF Fremantle

Schedule of Submissions

Project 117/063 LPP3.16

Schedule of Submissions 117/063 LPP3.16 Burt Street

No.	Directly Affected	Submission	Officer Response
Do not support			
1	Yes	The proposed 26 bays of parking on the south side of Burt St seems ill considered. The issue with visibility at the top of the hill on the corner, make the current proposal dangerous. The visibility on Vale Street is far better and will not impact residents as much as it is next to the school oval. Will residents be consulted on this at the next stage when an expert is hired to analyse this proposal? I would like confirmation that the northern verge on Burt Street will not be used for parking as we are currently investing our time and money to undertake the re-wilding of the common area to provide a better habitat for natives and give some privacy from the Muse development for residents in our Strata.	It is recommended that the amended policy does not include the prospective councillor amendments to the Building Requirements diagram (regarding verge parking and landscaping) Further analysis by City Officers following the Council decision identified that the changes to the diagram would trigger the required relocation of planned future street trees and landscaping, although existing mature trees can be kept. Omitting the councillor amendments to the diagram does not preclude the potential for the City to investigate including additional verge bays at a later date on an as needs basis, however removing the changes to the diagram will remove the identified conflict with planned landscaping and will enable a more flexible approach to future verge bay delivery.

CITY OF Fremantle

Council Policy

Grants and Sponsorships

fremantle.wa.gov.au

OFFICIAL

Grants and Sponsorships Policy

Policy scope

This policy applies to all discretionary financial assistance provided by the City of Fremantle to external organisations and individuals through grants, sponsorships and partnerships, donations, rebates, and in-kind support.

Exclusions: Statutory rates exemptions, statutory fees and charges, procurement contracts for goods and services, and third-party funded grants auspiced by the City.

Note: Discretionary rates concessions provided under the Local Government Act 1995 are included within the scope of this policy. Fee waivers on City services and facilities are also included — see Section 4.

Policy statement

The City of Fremantle (the City) recognises that community groups, organisations, businesses and individuals are essential partners in realising our vision of a vibrant, inclusive, resilient and creative city.

Through grants and sponsorships, the City aims to:

1. Support diverse projects and initiatives responding to community needs.
2. Generate economic and social benefits for the business community.
3. Contribute to Strategic Community Plan aspirations.
4. Ensure transparent, equitable and accountable use of public funds.
5. Build capacity and community sustainability.

1. Financial assistance categories

The City categorises financial assistance into three tiers based on total funding value, including both cash and in-kind contributions. Requirements increase with the level of support provided. Detailed application, assessment, approval and acquittal requirements for each tier are outlined in the relevant Program Guidelines.

Tier 1: Major grants and sponsorships (above $10,000)

- Tier 1 arrangements are typically partnership-based. Total City support, including in-kind contributions, is negotiated and confirmed through the funding agreement process.

Tier 2: Minor grants and sponsorships ($1,001 to $10,000)

- Applicants should declare any City in-kind support requested. Where in-kind contributions identified during assessment would affect tier classification, the City will advise the applicant.

Tier 3: Donations, rebates and minor partnerships (up to $1,000)

- In-kind support at this tier is limited to fee waivers. Total City support including any in-kind contribution must not exceed $1,000.

All in-kind contributions are assigned a monetary value for the purposes of tier classification, funding agreements, and annual reporting.

2. Programs and guidelines

The City administers grants and sponsorships through specific programs, each with its own Guidelines setting out eligibility, application, assessment, approval and acquittal requirements consistent with this policy.

All programs are reviewed annually and subject to the City's budget process. Program Guidelines are publicly available on the City's website.

3. Delegated authority and expenditure

Delegated authority is made under the Local Government Act 1995 and recorded in the City's Register of Delegated Authority.

4. Fee waivers

The City may waive fees and charges applicable to City services, facilities, or approvals in support of funded activities, in accordance with the Local Government Act 1995 and the City's Register of Delegated Authority.

Fee waivers may be provided as a standalone form of assistance or as a component of a broader funding agreement. In all cases:

- Fee waivers must be approved by an officer with delegated authority under the City's Register of Delegated Authority.
- The value of any fee waiver is calculated at the standard schedule of rates and included in the total City support value for tier classification and reporting purposes.
- Fee waivers forming part of a funding agreement are documented in that agreement and subject to the same acquittal requirements as other forms of City support.
- All fee waivers are reported in the City's annual financial assistance report.

5. Eligibility requirements

5.1 General eligibility

Applications must be submitted before project commencement (except for rebate programs). Projects must be delivered within the City or demonstrate a clear contribution to the Strategic Community Plan and deliver benefit to the Fremantle community. Applicants must demonstrate they can deliver the project.

DRAFT

5.2 Ineligible applicants

The City will not consider applications from:

- Political parties or organisations whose primary purpose is political lobbying.
- City elected members or employees, or their immediate family members, except where associated with an eligible organisation and any conflict of interest is appropriately managed.
- Applicants with outstanding City debts or engaged in legal action against the City.
- Applicants who have not satisfactorily acquitted previous City funding.
- Applicants whose conduct or values are inconsistent with the City's adopted values and commitments.

5.3 Funding principles

The City aims to ensure public funds are used equitably and transparently. In applying this policy:

- City funding is intended to support projects, not recurrent organisational costs such as ongoing salaries or administrative overheads.
- The City avoids duplicating support for the same project through multiple funding programs. Detailed eligibility rules, including how different forms of City support interact, are set out in the relevant Program Guidelines.
- The City takes a whole-of-organisation view when assessing and reporting financial assistance. The total value of all support provided to a single organisation — including cash grants, fee waivers, in-kind contributions, and discretionary rates concessions — is assessed and disclosed as a combined figure.
- Where the combined annual value of City support to a single organisation exceeds $50,000 (excluding rates concessions approved through the annual budget process), Council approval is required.
- Rates concessions are treated as a form of financial assistance and are included in total City support for the purposes of transparency, cumulative assessment, and annual reporting. However, where rates concessions have been approved through the City's annual budget process, they do not, on their own, trigger the requirement for Council approval under the $50,000 threshold.
- Current recipients must not use an existing funding relationship as the basis for soliciting additional City expenditure outside the terms of their funding agreement.

5.4 Applicant conduct

Applicants who lobby or attempt to influence elected members or employees regarding their application will become ineligible.

6. Conflict of interest

All officers involved in assessment or approval must declare conflicts of interest in accordance with the Local Government Act 1995 and the City's Code of Conduct. Individuals with declared conflicts must not participate in assessment or decision-making for that application unless they can demonstrate impartiality or the Chief

Executive Officer provides an exemption.

7. Application and assessment

All applications are assessed in accordance with procedural fairness and merit-based criteria as outlined in the relevant Program Guidelines. Assessment records must be retained per the State Records Act 2000.

Funding requests outside this policy or the approved budget require Council consideration.

The City may proactively invite applications or proposals from organisations whose activities align with specific strategic objectives. Funding agreements with these organisations are subject to this policy.

8. Multi-year funding

Multi-year funding agreements will be considered. Agreements generally do not exceed three years. Multi-year commitments are subject to annual budget appropriation and do not obligate the City to provide funding in subsequent years unless explicitly approved by Council.

9. Funding agreements and acquittals

Successful applicants must enter into a funding agreement before release of funds, outlining terms, conditions, deliverables, and acquittal requirements. All funding must be acquitted before further funding is released. Acquittal outcomes inform future funding considerations.

10. Variations and compliance

Recipients must seek written approval for significant variations to funded projects including changes to scope, budget, timelines, or key personnel.

10.1 Breach of agreement

The City may withhold payment, require repayment, deem recipient ineligible for future funding, or take legal action to recover funds where agreements are breached.

10.2 Fraud and misuse

Suspected fraud or misuse will be investigated per the City's policies and procedures and may be referred to authorities. Recipients found to have misused funding must repay all funds and become ineligible for future funding.

10.3 Termination of funding agreements

The City reserves the right to suspend or cancel funding, and/or terminate any funding agreement, if the recipient is involved in any incident, conduct, or matter that brings the individual, group or organisation into disrepute or has the potential to cause reputational harm to the City of Fremantle.

DRAFT

OFFICIAL

11. Transparency and accountability

11.1 Annual Reporting

The City prepares an annual information report listing all financial assistance provided, including recipient names, funding amounts (cash and in-kind), project purposes, and funding categories. The report is published on the City's website.

11.2 Council Reporting

An annual summary report to Council includes total expenditure by tier and category, application statistics, outcomes analysis, and recommendations for improvements.

11.3 Freedom of Information

All records are subject to the *Freedom of Information Act 1992* and managed per City procedures.

11.4 Public Promotion

The City may publicly promote grants and sponsorships through various communications channels.

12. Review and appeals

Applicants may request feedback on unsuccessful applications or seek a review on grounds of procedural error, failure to consider relevant information, or bias. Reviews do not affect rights under the Local Government Act 1995 or other legislation.

13. Recognition requirements

Recipients must acknowledge City support in accordance with their funding agreement. Recognition requirements by tier are outlined in the relevant Program Guidelines.

14. Record keeping

All records are managed per the State Records Act 2000 and the City's Record Keeping Plan, including applications, assessments, agreements, acquittals, correspondence, and compliance actions.

15. Policy review

This policy is reviewed every four years or as required by legislative changes or City strategic priorities. Effectiveness is monitored through annual Council reporting, process reviews, community feedback, and benchmarking.

DRAFT

OFFICIAL

Related documents

- The *Local Government Act 1995* and regulations
- City of Fremantle Strategic Community Plan
- City of Fremantle Register of Delegated Authority
- Grants and Sponsorship Program Guidelines
- Rates Concessions for Community Groups and Clubs — Process Guidelines
- Code of Conduct for Employees
- Fraud and Corruption Control Policy
- Record Keeping Plan
- Freedom of Information Procedures
- City of Fremantle Privacy (PRIS) Council Policy and Statement

Definitions and abbreviations

Acquittal - A written report submitted after the funded project is complete, detailing how funds were administered and project outcomes met. For rates concessions, an annual performance report fulfils the acquittal requirement in lieu of a financial acquittal. Requirements vary by tier and are outlined in the relevant Program Guidelines.

Auspice - An incorporated organisation that receives, administers and acquits City funding on behalf of an applicant.

Council - Council of the City of Fremantle

Grant - Cash or in-kind support provided through a specific funding program for a specified project or purpose as outlined in the funding agreement.

Project - A service, event, activity, program or other operational function for which an organisation or individual may seek assistance.

Rates concession - Discretionary financial assistance provided by Council in the form of a partial or full reduction of rates liability under section 6.47 of the Local Government Act 1995. Rates concessions are included within the scope of this policy and counted as part of total City support for the purposes of tier classification, combined support assessment, and annual reporting. Distinct from a statutory rates exemption.

Rates exemption - A statutory determination under section 6.26 of the Local Government Act 1995 that land is non-rateable. Eligibility is determined by legislative criteria rather than discretionary assessment. Rates exemptions are excluded from the scope of this policy.

Rebate - A partial refund of up to 50% of an approved eligible cost, capped at the maximum program amount.

Sponsorship - Cash and/or in-kind support provided by the City to an external party where the City and/or its community receive a direct or indirect benefit.

DRAFT

OFFICIAL

Unincorporated Community Group - A group of people acting together for a shared purpose. Where successful for funding, an individual representative must personally sign the funding agreement or an auspice must enter the agreement on the group's behalf.

Value In-kind - Any non-cash contribution provided by the City in support of an approved activity, including foregone revenue on City services or facilities that would normally attract a fee, and City resources such as staff time, assets, equipment, or communications support. All in-kind contributions are assigned a monetary value for reporting purposes.

Responsibility and review information	
Responsible officer:	Manager Community Development
Document adoption/approval details	
Document amendment details	
Next review date	Within four years of adoption of this revision

DRAFT

CITY OF Fremantle

Rates Exemptions and Community Group Rates Concessions Guidelines

2026/2027

fremantle.wa.gov.au

Overview

The City of Fremantle provides community groups, organisations, businesses and individuals a range of funding opportunities to bring to life our vision of a vibrant, inclusive, resilient and creative city.

Under section 6.26 of the Local Government Act 1995 (WA), eligible organisations may apply for a statutory rates exemption where the land satisfies the criteria set out in the Act. For organisations that do not meet the legislative requirements for exemption, the Community Group Rates Concession Program provides a secondary pathway for support. The program is a form of community investment that provides discretionary rates assistance to eligible not-for-profit organisations whose activities demonstrate measurable community benefit and alignment with the City's strategic priorities.

Standard criteria

These guidelines operate within the framework of the City's Grants and Sponsorships Policy. Concession decisions are made in accordance with the policy's principles of transparency, accountability and equitable use of public funds, with approval pathways and reporting requirements set out in these guidelines.

The City will not fund:

- Applicants who lobby or attempt to influence elected members or employees regarding their application.
- Political parties or organisations whose primary purpose is lobbying.
- City elected members or employees (not including casual employees) or their immediate family (except where associated with an eligible organisation and any conflict of interest is appropriately managed).
- Applicants with outstanding City debts or engaged in legal action against the City.
- Applicants who have not satisfactorily acquitted previous City funding.
- Applicants whose conduct or values are inconsistent with the City's adopted values and commitments.

City support interactions

Applicants must disclose any current or pending City grants, sponsorships, fee waivers, rates concessions or other in-kind support relevant to the organisation.

The City takes a whole-of-organisation approach when assessing financial assistance. Rates concessions form part of the recipient's total City support and may be considered alongside other forms of City assistance for assessment, reporting and transparency purposes.

Receipt of a rates concession does not prevent an applicant from seeking support through other City funding programs, subject to the requirements of those programs and the Grants and Sponsorships Policy.

Section 1: Statutory Rates Exemptions (LGA WA s6.26)

Section purpose

This section provides an overview of the eligibility requirements, application process, and assessment criteria for land that may be classified as non-rateable under section 6.26 of the *Local Government Act 1995 (WA)*. Applications made for a rates exemption under LGA s6.26 that are approved will be assigned a full or partial non-rateable status.

Eligibility criteria

Applications may be submitted by organisations seeking recognition that their land is non-rateable under LGA s6.26.

Land may be eligible for exemption where it falls within one of the categories specified in section 6.26, including land that is:

- Used or held exclusively by a religious body for prescribed religious purposes;
- Used exclusively as a non-government school;
- Used exclusively for charitable purposes; or
- Otherwise exempt under section 6.26 or another written law.

Eligibility is determined based on the ownership, occupation and use of the land, rather than the status of the organisation alone.

Refer to the Local Government Act 1995 (WA) for full details.

Ownership, occupation and use of land

To qualify as non-rateable under section 6.26 of the Local Government Act 1995 (WA), an applicant must demonstrate that:

- The land falls within one of the exemption categories specified in section 6.26; and
- The land is owned, held, occupied or used in a manner consistent with the relevant exemption category; and
- The land is used exclusively for the exempt purpose.

The City may request supporting information to assess the nature and extent of the land use.

Any use of the land that is non-qualifying, incidental, or commercial in nature may affect eligibility.

Assessment criteria

Applications will be assessed in accordance with the *Local Government Act 1995 (WA)*. In determining whether land is non-rateable, the City will consider:

- Whether the land meets the statutory definition under section 6.26.
- The nature and purpose of activities conducted on the land.
- Whether the land is used exclusively for a qualifying purpose.
- The extent to which any non-qualifying use occurs.

Mixed-use land

Where a property is used for both exempt and non-exempt purposes, the City may consider a partial rate exemption if a clearly identifiable part of the property meets the requirements of section 6.26 of the *Local Government Act 1995*.

Any partial exemption will be assessed on a case-by-case basis, taking into account the extent of the exempt use and whether the exempt and non-exempt areas can be reasonably identified and separated.

The City may seek information or advice from the Valuer-General to assist with determining an appropriate apportionment. Where the exempt and non-exempt uses cannot be reasonably separated, a partial exemption may not be possible.

Application process

Applicants must:

1. Complete the prescribed application for rates exemption form available on the City's website.
2. Provide all required supporting documentation and sufficient evidence to support the application.
3. Submit the application via the approved lodgement method (e.g. via email).

Ongoing obligations

Organisations with approved exemptions must:

- Notify the City of any change in ownership, occupation, or land use.
- Continue to meet the eligibility requirements under section 6.26.
- Provide updated information upon request or as part of periodic review processes.

Failure to meet these obligations may result in the removal of the exemption.

Review of decisions

Decisions made under section 6.26 are subject to review. Applicants may:

- Request clarification or reconsideration from the City; and
- Seek an external review through the State Administrative Tribunal (SAT) where applicable.

Relationship to other assistance

This statutory exemption is distinct from any rates concessions, rebates, or financial assistance offered by the City. While section 6.26 determines whether land is legally non-rateable, other forms of support may be provided at the discretion of Council under separate policies and programs.

Section 2: Community Group Rates Concession Program (LGA WA s6.47)

Section purpose

This section outlines the process for eligible community organisations to be considered for a rates concession under section 6.47 of the *Local Government Act 1995 (WA).* This may occur where an application for a statutory rates exemption under section 6.26 has been declined, or where a community group such as a sporting club is not eligible for a rates exemption under section 6.26. Eligible community organisations can apply for a Community Group Rates Concession that will be assessed by the City's Community Development team.

Objectives

- Support organisations delivering demonstrable community benefit.
- Increase access and participation in community activities.
- Support activation of community facilities and places.
- Encourage volunteering and inclusion.
- Provide targeted financial assistance where community outcomes justify support.

Eligibility criteria

Where an organisation does not meet the rates exemption criteria under section 6.26, or where it is reasonably apparent that exemption criteria cannot be satisfied, but still provides demonstrable community benefit, the organisation may be considered for assistance under the Community Group Rates Concession program.

Minimum concession eligibility

- Incorporated group or not-for-profit (or equivalent charitable status) with a copy of the organisation's current certificate of incorporation provided.
- Provision of a copy of the organisation's constitution.
- Provision of a copy of the organisation's current or most recent audited financial statements where available, or otherwise the most recent financial statements approved by the governing body.
- Provision of all required organisational overview information listed in the assessment criteria, including details of: public access and reach; community outcomes; volunteering and activation; and financial need. (Refer to assessment criteria below for further details).
- Provision of compliance information where relevant to the organisation's activities (safeguarding/child safe organisation policy; and liquor RSA/incident register/harm minimisation)

Ineligible organisations/groups

- Predominantly private/member-only benefit with minimal public access.
- Weak governance/financial transparency or non-compliance.
- Organisations operating primarily for private profit.

Application process

Where a section 6.26 application is declined, the applicant will be:

- Advised of the outcome and reasons for refusal; and
- Provided with the option to submit an application for a concession under section 6.47 via the prescribed Community Group Rates Concession application form available on the City's website.

Applicants may be required to submit additional or updated information to support their Community Group Rates Concession application, including details of community benefit, activities, and financial capacity.

Alternatively, a community group that may not be eligible to apply for a rates exemption but still provides demonstrable community benefit is eligible to apply for a rates concession.

Assessment process

Applications for a Community Group Rates Concession will be assessed by the City's Community Development team, rather than through the statutory rating assessment process.

The assessment will focus on:

- The organisation's contribution to community wellbeing and social outcomes.
- Accessibility and inclusiveness of services or activities.
- Alignment with City strategic priorities.
- The organisation's financial position and need for support.
- Other financial support provided to the applicant by the City.

Nature of concessions

Concessions granted under section 6.47 are discretionary and may include full or partial relief from rates.

Approval is subject to:

- Council endorsement; and
- Available budget provisions and policy settings.

Unlike exemptions under section 6.26, concessions are not based on land being classified as non- rateable and may be varied, limited, or withdrawn.

Retrospective concessions

Community Group Rates Concessions are not provided retrospectively.

Relationship to exemptions

The Community Group Rates Concession process operates as a separate and secondary pathway to the statutory exemption provisions.

Section 6.26 determines whether land is legally non-rateable.

Section 6.47 enables the City to provide financial assistance where exemption criteria are not met but support is warranted.

Ongoing requirements

Organisations granted a rates concession must:

- Continue to meet the eligibility criteria.
- Notify the City of any material changes to their operations.
- Comply with any reporting, City acknowledgment, or review requirements established as part of the concession by the City's Community Development team.

The City may review a concession at any time should material changes occur to the organisation's operations, governance, financial position or community benefit delivered.

Community Group Rates Concession types

The City offers two Community Group Rates Concession types:

- **Major Concession Partnership**
  - Up to 100% general rates relief.
  - Enhanced reporting requirements and partnership obligations.
  - Partnership agreement endorsed via standalone Council item.

- Up to 3-year term.

- **Basic Capped Concession**
  - Concession capped to adopted annual budgeted amount (currently $12,000). If rates liability is below the cap, the concession may cover it in full without changing its classification or reporting requirements.
  - Basic annual KPI reporting.
  - All capped concessions endorsed collectively via annual budget process. May also be considered by Council outside the annual budget process if required.
  - Up to 3-year term.

All concessions require Council approval by absolute majority as required under section 6.47 of the Local Government Act 1995.

Note: Approved concessions apply to general rates only. ESL/service charges are excluded unless Council resolves otherwise.

Council discretion

Eligibility for consideration of a Major Concession Partnership may be informed by the assessment criteria and overall assessment score; however, the granting of a Major Concession Partnership Agreement remains at Council's discretion.

Council may determine that an organisation demonstrating significant community benefit is suitable for a Major Concession Partnership Agreement regardless of whether a Major Concession Partnership was specifically sought by the applicant.

Similarly, an organisation that achieves a score otherwise indicating eligibility for a Major Concession Partnership consideration is not automatically entitled to receive a Major Concession Partnership Agreement.

The following requirements apply to the two concession types:

Major Concession Partnership - reporting requirements	Basic Capped Concession - reporting requirements
• Membership numbers and demographics • Volunteer numbers and hours • Open-to-public events and attendance • Community group facility use • Inclusion activities • Financial snapshot • Liquor licence compliance • Community impact case study • Acknowledgement obligations	• Members/participants • Activities and programs • Community benefits • Open-access events • Volunteer hours • Acknowledgement obligations

Overview of Community Group Rates Concession types and requirements

Concession type	Applicable to (examples)	Support level	Rationale in plain English	Requirements of recipients of Community Group Rates Concession	Council endorsement	Length of term of concession
Major Concession Partnership (Eligible for consideration if criteria score of 70+	**Not-for-profits/ incorporated associations; community service organisations;** and **community sporting clubs that deliver a significant community benefit**.	**Higher rates concession may be available as part of partnership agreement.** Council may provide a concession up to 100% of general rates.	They deliver high public positive outcomes, are NFP, and often activate City assets for community benefit.	**Detailed annual reporting to the City** (membership numbers, yearly change and demographics; volunteers and hours; public events/programs and attendance; community facility use; activity summary; inclusion practices; financial snapshot; liquor compliance where relevant; and a short impact example.) **Acknowledge the City as a supporter** where appropriate, including in publications, event invitations, major events and logo display.	Endorsed via standalone Council item.	Up to three-year partnership agreement.
Basic Capped Concession (Criteria score of under 70)	**Community social clubs**, **semi-professional sporting clubs*** and **smaller organisations** (*Refer below for criteria for how semi-professional sporting clubs are determined)	**Capped rates concession (currently up to $12,000).** If rates liability is below the cap, the concession may cover it in full without changing its classification or reporting requirements.	- Groups that don't meet Major Concession eligibility or are smaller organisations. - Groups that may create solid community value yet have greater revenue sources and more member-centric activity. - Assign Basic Capped Concession when organisation delivers community benefit but operates with semi-professional sporting club characteristics.	**Basic annual KPI reporting to the City** (members/participants; activities and programs; community benefits provided; open access/community events; estimated volunteer hours) **Acknowledge the support of the City of Fremantle where practical.**	Capped concessions endorsed collectively via annual budget process. Can be considered outside the annual budget process if required.	Up to three-year term

Assessment criteria

1. **Public access and reach (30%)** — how open is the facility and its programs to the broader community?
2. **Community outcomes (30%)** — health, youth development, cultural programs, emergency services, social inclusion.
3. **Volunteering and activation (20%)** — volunteer hours, public events, shared facility use.
4. **Financial need (20%)** — rates liability as a proportion of operating revenue.

The total score out of 100 creates eligibility for consideration (i.e. a score of 70–100 = eligible for Major Concession Partnership consideration; a score under 70 = Basic Capped Concession).

Impact screen (examples of what tips groups into each type)

Major Concession Partnership

- Not-for-profits and community sport that may operate on Council owned or Crown land under lease; and
- Deliver predominantly public benefit: regular open programs, strong multi-demographic reach, broad volunteering, and shared facility use with other community groups and public.
- Demonstrate *strong* alignment with City strategies (e.g. community development, inclusion, health and wellbeing, positive ageing, arts/culture, youth).
- Limited commercial activity; any bar/catering is ancillary to mission.
- Willingness to enter into partnership agreement with the City including detailed annual reporting requirements.

Basic Capped Concession

- Groups or community sporting clubs that don't meet Major Concession Partnership eligibility/criteria level and/or smaller organisations.
- Community social clubs: mixed member/public model, frequent cultural/social programs accessible to non-members; venue often hired by community.
- Semi-professional sporting clubs: clubs compete in meaningful elite competition or provide pathways; may provide junior competition or community clinics but has moderate to significant commercial revenue streams (sponsorships, gate/bar, merchandising); and professional operations (employs multiple paid staff across administration, coaching or high performance functions; players provided salary/match fees). To be classified as a semi-professional sporting club under the Community Group Rates Concessions model, clubs would satisfy at least two of the following criteria: salaried players; employs multiple paid staff across administration, coaching or high performance functions; moderate to significant commercial revenue streams (sponsorships, gate/bar, merchandising).
- Demonstrate *some* alignment with City strategies (e.g. community development, inclusion, health and wellbeing, positive ageing, arts/culture, youth).

Important information

Total City support

The City considers all forms of support provided to an organisation, including grants, sponsorships, fee waivers, in-kind support and rates concessions, when assessing applications. Applicants may be required to disclose current or pending City support as part of the application process.

Existing funding relationship

Recipients must not use an existing funding relationship with the City as a basis for seeking additional financial support outside the approved funding agreement. Any additional requests will be assessed independently in accordance with relevant City policies.

Variations

Significant changes to scope, budget, timelines or key personnel require written approval from the City.

Breach of Agreement

The City may withhold, reduce, cancel, or recover funds, and declare applicants ineligible for future funding if conditions are breached.

Fraud and misuse

Suspected fraud or misuse of funds will be investigated under the City's Fraud & Corruption Control Policy and may be referred to authorities.

Reputational harm

The City may suspend, withdraw, or cancel funding, and/or terminate a funding agreement, if the funded individual, group or organisation becomes involved in any incident, behaviour or matter that may bring them into disrepute or has the potential to cause reputational damage to the City. In such circumstances, the City may also require the repayment of any funds already provided.

Assessment and decision-making

- Applications assessed on merit, value for money, alignment with objectives and procedural fairness.
- Decisions made under delegated authority according to the program Tier.
- The City's decision is final, subject to available budget.

Reviews / Appeals

Applicants may request feedback on unsuccessful applications or request a review on grounds of procedural error, failure to consider relevant information, or bias. Requests should be made in writing within 10 business days.

Contact information

Email: grantfunding@fremantle.wa.gov.au
Phone: 1300 MY FREO (1300 693 736)
Website: Grants - City of Fremantle

Appendices

Appendix 1: Local Government Act 1995 (WA) – Relevant sections

6.26. Rateable land

(1) Except as provided in this section all land within a district is rateable land.

(2) The following land is not rateable land —

(a) land which is the property of the Crown and —

(i) is being used or held for a public purpose; or

(ii) is unoccupied, except —

(I) where any person is, under paragraph (e) of the definition of ***owner*** in section 1.4, the owner of the land other than by reason of that person being the holder of a prospecting licence held under the *Mining Act 1978* in respect of land the area of which does not exceed 10 ha or a miscellaneous licence held under that Act; or

(II) where and to the extent and manner in which a person mentioned in paragraph (f) of the definition of ***owner*** in section 1.4 occupies or makes use of the land;

and

(b) land in the district of a local government while it is owned by the local government and is used for the purposes of that local government other than for purposes of a trading undertaking (as that term is defined in and for the purpose of section 3.59) of the local government; and

(c) land in a district while it is owned by a regional local government and is used for the purposes of that regional local government other than for the purposes of a trading undertaking (as that term is defined in and for the purpose of section 3.59) of the regional local government; and

(d) land used or held exclusively by a religious body as a place of public worship or in relation to that worship, a place of residence of a minister of religion, a convent, nunnery or monastery, or occupied exclusively by a religious brotherhood or sisterhood; and

(e) land used exclusively by a religious body as a school for the religious instruction of children; and

(f) land used exclusively as a non-government school within the meaning of the *School Education Act 1999*;

and

(g) land used exclusively for charitable purposes; and

(h) land vested in trustees for agricultural or horticultural show purposes; and

(i) land owned by Co-operative Bulk Handling Limited or leased from the Crown or a statutory authority (within the meaning of that term in the *Financial Management Act 2006*) by that co-operative and used solely for the storage of grain where that co-operative has agreed in writing to make a contribution to the local government;

and

(j) land which is exempt from rates under any other written law; and

(k) land which is declared by the Minister to be exempt from rates.

(3) If Co-operative Bulk Handling Limited and the relevant local government cannot reach an agreement under subsection (2)(i) either that co-operative or the local government may refer the matter to the Minister for determination of the terms of the agreement and the decision of the Minister is final.

(4) The Minister may from time to time, under subsection (2)(k), declare that any land or part of any land is exempt from rates and by subsequent declaration cancel or vary the declaration.

(5) Notice of any declaration made under subsection (4) is to be published in the *Gazette*.

(6) Land does not cease to be used exclusively for a purpose mentioned in subsection (2) merely because it is used occasionally for another purpose which is of a charitable, benevolent, religious or public nature.

[Section 6.26 amended: No. 36 of 1999 s. 247; No. 77 of 2006 Sch. 1 cl. 102; No. 24 of 2009 s. 506 (correction to reprint: Gazette 7 Sep 2012 p. 4329).]

6.47. Concessions

Subject to the *Rates and Charges (Rebates and Deferments) Act 1992*, a local government may at the time of imposing a rate or service charge or at a later date resolve to waive* a rate or service charge or resolve to grant other concessions in relation to a rate or service charge.

** Absolute majority required.*

Appendix 2: Overview of application process for Rates Exemptions and Community Group Rates Concessions

A community group that may not be eligible to apply for a rates exemption but still provides demonstrable community benefit is eligible to apply for a rates concession. If successful approve for up to three-year term with option to re-apply at end of term.

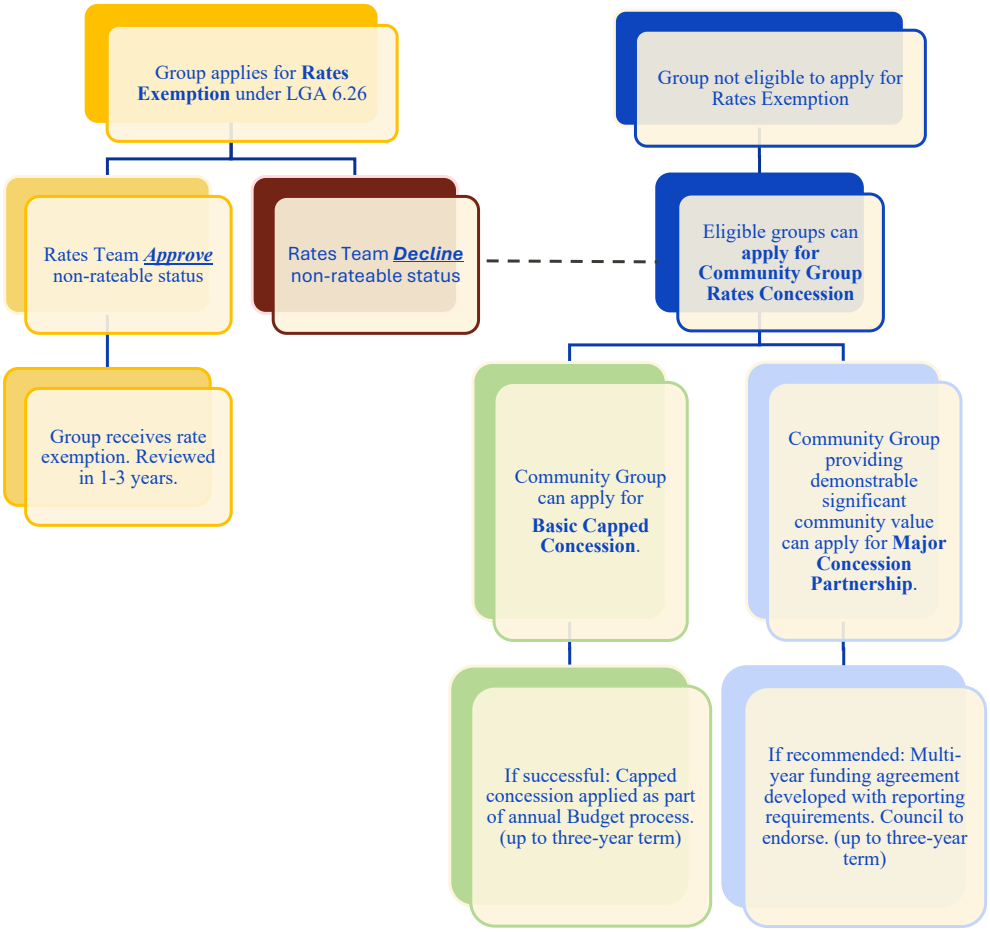
Group applies for **Rates Exemption** under LGA 6.26
Rates Team ***Approve*** non-rateable status
Rates Team ***Decline*** non-rateable status
Group receives rate exemption. Reviewed in 1-3 years.
Group not eligible to apply for Rates Exemption
Eligible groups can **apply for Community Group Rates Concession**
Community Group can apply for **Basic Capped Concession**.
Community Group providing demonstrable significant community value can apply for **Major Concession Partnership**.
If successful: Capped concession applied as part of annual Budget process. (up to three-year term)
If recommended: Multi-year funding agreement developed with reporting requirements. Council to endorse. (up to three-year term)

Local Government Inspector

GOVERNMENT OF WESTERN AUSTRALIA

2025 Compliance Audit Return

Local Government Authority: The City of Fremantle

Local Government Act 1995

s. 2.29

Has every person elected or appointed to a mayor, president, deputy, or councillor role made the required declaration in the prescribed form before a prescribed person, prior to acting in the office?

Response: Yes

s. 3.16

Has the local government reviewed local laws, which have not been reviewed in the previous 8 years, to ensure compliance with Schedule 9.3, Clause 65?

Response: N/A

Comments: Council commenced its review of local laws on 12 March 2025 (C2503-6). During the audit period, the City completed a review of two local laws on 25 June 2025 (C2506-10). Reviews of all remaining applicable local laws are scheduled to be completed by December 2026 (in accordance with Schedule 9.3, Clause 65).

s.3.57

Subject to Local Government (Functions and General) Regulations 1996, regulation 11(2), did the local government invite tenders for all contracts for the supply of goods or services where the consideration under the contract was, or was expected to be, worth more than the consideration stated in regulation 11(1) of the Regulations?

Response: Yes

s. 3.58(3)

Where the local government disposed of property other than by public auction or tender, did it dispose of the property in accordance with section 3.58(3) of the Local Government Act 1995 (unless section 3.58(5) applies)?

Response: Yes

s. 3.58(4)

Where the local government disposed of property under section 3.58(3) of the Local Government Act 1995, did it provide details, as prescribed by section 3.58(4) of the Act, in the required local public notice for each disposal of property?

Response: Yes

s. 3.59(2)(a)

Has the local government prepared a business plan for each major trading undertaking that was not exempt in 2025?

Response: N/A

Comments: No major trading undertakings in the 2025 period.

s. 3.59(2)(b)

Has the local government prepared a business plan for each major land transaction that was not exempt in 2025?

Response: N/A

Comments: No major land transactions in the 2025 period.

s. 3.59(2)(c)

Has the local government prepared a business plan before entering into each land transaction that was preparatory to entry into a major land transaction in 2025?

Response: N/A

Comments: No major land transactions in the 2025 period.

s. 3.59(4)

Has the local government complied with public notice and publishing requirements for each proposal to commence a major trading undertaking or enter into a major land transaction or a land transaction that is preparatory to a major land transaction for 2024?

Response: N/A

Comments: No major trading or land transactions entered into in the 2025 period.

s. 3.59(5)

During 2025, did the council resolve to proceed with each major land transaction or trading undertaking by absolute majority?

Response: N/A

Comments: No major trading or land transactions entered into in the 2025 period.

s. 5.16 (1)

Were all delegations to committees resolved by absolute majority?

Response: N/A

Comments: No delegations to committees were considered or approved by Council during the audit period.

Revoked delegations to Committees: 28/08/2024

Renewed delegations to Committees: 27/05/2026

s. 5.16 (2)

Were all delegations to committees in writing?

Response: N/A

Comments: No delegations to committees were made during the audit period.

Revoked delegations to Committees: 28/08/2024

Renewed delegations to Committees: 27/05/2026

s. 5.17

Were all delegations to committees within the limits specified in section 5.17 of the Local Government Act 1995?

Response: N/A

Comments: No delegations to committees were made during the audit period.

Revoked delegations to Committees: 28/08/2024

Renewed delegations to Committees: 27/05/2026

s. 5.18

Were all delegations to committees recorded in a register of delegations?

Response: N/A

Comments: No delegations to committees were made during the audit period and therefore no entries were required in the Delegations Register.

Revoked delegations to Committees: 28/08/2024

Renewed delegations to Committees: 27/05/2026

s. 5.36(4) and s. 5.37(3)

Were all CEO and/or senior employee vacancies advertised in accordance with Local Government (Administration) Regulations 1996, regulation 18A?

Response: N/A

Comments: There were no vacancies for CEO in 2025. Only the CEO is designated as a senior employee.

s. 5.37(2)

Did the CEO inform council of each proposal to employ or dismiss senior employee?

Response: N/A

Comments: There were no appointments or dismissals of senior employees in 2025. Only the CEO is designated as a senior employee.

Where council rejected a CEO's recommendation to employ or dismiss a senior employee, did it inform the CEO of the reasons for doing so?

Response: N/A

Comments: There were no appointments or dismissals of senior employees in 2025. Only the CEO is designated as a senior employee.

s. 5.39B

Has the local government adopted and maintained model standards that incorporate the prescribed model standards within required timeframes (including amendments), ensured adoption by absolute majority, published an up-to-date version on its official website, and avoided including any inconsistent additional provisions?

Response: N/A

Comments: No changes were made to Model Standards during the reporting period.

s. 5.42

Were all delegations to the CEO resolved by an absolute majority?

Response: Yes

Were all delegations to the CEO in writing?

Response: Yes

s. 5.43

Did the powers and duties delegated to the CEO exclude those listed in section 5.43 of the Local Government Act 1995?

Response: Yes

s. 5.44(2)

Were all employees delegated authority by the CEO under Section 5.44(1), issued with a written instrument of delegation?

Response: Yes

s. 5.45(1)(b)

Were all decisions by the Council to amend or revoke a delegation made by absolute majority?

Response: Yes

s. 5.46

Has the CEO kept a register of all delegations made under Division 4 of the Act to the CEO and to employees?

Response: Yes

Were all delegations made under Division 4 of the Act reviewed by the delegator at least once during the 2024/2025 financial year?

Response: Yes

Did all persons exercising a delegated power or duty under the Act keep, on all occasions, a written record in accordance with Local Government (Administration) Regulations 1996, regulation 19?

Response: Yes

s. 5.50

If the local government paid a finishing employee an amount in addition to their entitlement, did the local government follow a policy it had adopted and published on its website outlining the circumstances in relation to payments made to terminated employees?

Response: N/A

Comments: No payments in addition to employee entitlements were made to finishing employees during the reporting period.

If the local government made a payment to a finishing employee that is more than the amount set out in the policy, was local public notice given?

Response: N/A

Comments: No payments in addition to employee entitlements were made to finishing employees during the reporting period.

s. 5.51A

Has the CEO prepared and implemented a code of conduct to be observed by employees of the local government?

Response: Yes

Comments: Adopted 30 May 2023.

Last amended (before or during compliance period): November 2023.

The Code of conduct was not adopted or amended during this review period, although an annual review is not required by legislation.

Has the CEO published an up-to-date version of the code of conduct for employees on the local government's website?

Response: Yes

s. 5.67

Where a council member disclosed an interest in a matter and did not have participation approval under sections 5.68 or 5.69 of the Local Government Act 1995, did the council member ensure that they did not remain present to participate in discussion or decision making relating to the matter?

Response: Yes

s. 5.68(2)

Were all decisions regarding participation approval in relation to Section 5.68(2), including the extent of participation allowed and, where relevant, the information required by the Local Government (Administration) Regulations 1996 regulation 21A, recorded in the minutes of the relevant council or committee meeting?

Response: N/A

Comments: No applications were made.

s. 5.69(5)

Were all decisions regarding participation approval in relation to Section 5.69(5), including the extent of participation allowed recorded in the minutes of the relevant council or committee meeting?

Response: N/A

Comments: No application required or made.

s. 5.70

Where an employee had an interest in any matter in respect of which the employee provided advice or a report directly to council or a committee, did that person disclose the nature and extent of that interest when giving the advice or report?

Response: Yes

s. 5.71B(5) and (7)

Where council applied to the Minister to allow the CEO to provide advice or a report to which a disclosure under section 5.71A(1) of the Local Government Act 1995 relates, did the application include details of the nature of the interest disclosed and any other information required by the Minister for the purposes of the application?

Response: N/A

Comments: No application required or made.

Was any decision made by the Minister under section 5.71B(6) of the Local Government Act 1995, recorded in the minutes of the council meeting at which the decision was considered?

Response: N/A

Comments: No application required or made.

s. 5.73

Were disclosures under sections 5.65, 5.70 or 5.71A(3) of the Local Government Act 1995 recorded in the minutes of the meeting at which the disclosures were made?

Response: Yes

s. 5.75

Was a primary return in the prescribed form lodged by all relevant persons within three months of their start day?

Response: Yes

s. 5.76

Was an annual return in the prescribed form lodged by all relevant persons by 31 August 2025?

Response: Yes

s. 5.77

On receipt of a primary or annual return, did the CEO, or the Mayor/President, as the case may be, give written acknowledgment of having received the return?

Response: Yes

s. 5.88

Did the CEO keep a register of financial interests which contained the returns lodged under sections 5.75 and 5.76 of the Local Government Act 1995?

Response: Yes

Did the CEO keep a register of financial interests which contained a record of disclosures made under sections 5.65, 5.70, 5.71 and 5.71A of the Local Government Act 1995, in the form prescribed in the Local Government (Administration) Regulations 1996, regulation 28?

Response: Yes

After a person ceased to be a person required to lodge a return under sections 5.75 and 5.76 of the Local Government Act 1995, did the CEO remove from the register all returns relating to that person?

Response: Yes

Have all returns removed from the register in accordance with section 5.88(3) of the Local Government Act 1995 been kept for a period of at least five years after the person who lodged the return(s) ceased to be a person required to lodge a return?

Response: Yes

s. 5.89A

Did the CEO keep a register of gifts which contained a record of disclosures made under sections 5.87A and 5.87B of the Local Government Act 1995, in the form prescribed in the Local Government (Administration) Regulations 1996, regulation 28A?

Response: Yes

Did the CEO publish an up-to-date version of the gift register on the local government's website?

Response: Yes

s. 5.90A

Did the local government prepare, adopt by absolute majority and publish an up-to-date version on the local government’s website, a policy dealing with the attendance of council members and the CEO at events?

Response: Yes

s. 5.94

Does the local government have information available for members of the public to inspect, free of charge as prescribed under section 5.94 and Admin Reg 29, except where restricted under this section?

Response: Yes

s. 5.96

Where a person is entitled to inspect information under this Division, can the local government confirm that copies are available and that the price at which it sells copies does not exceed the cost of providing them, (unless prescribed otherwise)?

Response: Yes

s. 5.96A

Did the CEO publish information on the local government's website in accordance with sections 5.96A(1), (2), (3), and (4) of the Local Government Act 1995?

Response: Yes

s. 5.104

Did the local government prepare and adopt, by absolute majority, a code of conduct to be observed by council members, committee members and candidates that incorporates the model code of conduct?

Response: Yes

Comments: Adopted 28 April 2021 - Ordinary Meeting of Council - FPOL2104-8.

Last amended (before or during compliance period): 10 April 2024 – Ordinary Meeting of Council – C2404-6.

The Code of conduct was not adopted or amended during this review period, although an annual review is not required by legislation.

Did the local government adopt additional requirements in addition to the model code of conduct?

Response: Yes

Does it comply with section 5.104(3) and (4) of the Local Government Act 1995?

Response: Yes

Has the CEO published an up-to-date version of the code of conduct for council members, committee members and candidates on the local government's website?

Response: Yes

s. 5.128

Did the local government prepare and adopt (by absolute majority) a policy in relation to the continuing professional development of council members?

Response: Yes

s. 7.12A(3), (4) and (5)

Where the local government determined that matters raised in the auditor's report prepared under section 7.9(1) of the Local Government Act 1995 required action to be taken, did the local government ensure that appropriate action was undertaken in respect of those matters?

Response: Yes

Where matters identified as significant were reported in the auditor's report, did the local government prepare a report that stated what action the local government had taken or intended to take with respect to each of those matters?

Response: Yes

Was a copy of the report given to the Minister within three months of the audit report being received by the local government?

Response: Yes

Within 14 days after the local government gave a report to the Minister under section 7.12A(4)(b) of the Local Government Act 1995, did the CEO publish a copy of the report on the local government's official website?

Response: Yes

Local Government (Administration) Regulations 1996

r. 18F

Were the remuneration and other benefits paid to a CEO on appointment the same remuneration and benefits advertised for the position under section 5.36(4) of the Local Government Act 1995?

Response: N/A

Comments: There were no vacancies for CEO in 2025. Only the CEO is designated as a senior employee.

r. 19AB

Does the code of conduct contain the requirement that a local government employee (not including the CEO) must not accept a prohibited gift from an associated person?

Response: Yes

r. 19AC

Does the local government's code of conduct include requirements for the recording, storing, disclosure, and use of information relating to gifts accepted by local government employees (excluding the CEO) from associated persons, in accordance with regulatory requirements?

Response: Yes

r. 19AE

Does the local government's code of conduct include requirements addressing employee behaviour in the performance of duties, interactions with others, use and disclosure of information, use of local government resources and finances, the keeping of records, and the reporting and management of suspected breaches and misconduct, in accordance with regulatory requirements?

Response: Yes

r. 19B

Did the local government include in its annual report all information required under section 5.53(2)(g) and (i) and regulation 3A(2), including number of employee's in salary bands over $130,000, remuneration and allowances paid, ordered payments, CEO remuneration, council member meeting attendance, available demographic information about council members, and details of any modifications to the strategic community plan or significant modifications to the corporate business plan?

Response: Yes

r. 19C

Has the local government adopted by absolute majority a strategic community plan?

Response: Yes

Comments: Adopted 22 May 2024 - Ordinary Meeting of Council - C2405-11

Adoption date or the date of the most recent review: 22/05/2024

r. 19DA

Has the local government reviewed its corporate business plan in accordance with Admin Regulation 19DA(4)?

Response: Yes

Comments: Adopted 23 July 2025 - Ordinary Meeting of Council - C2507-8

Previous Corporate Plan 2024-2028 was adopted 26 June 2024 (C2406-13) and is now reviewed annually to align with the Annual Budget and Long Term Financial Plan.

Date of review: 23/07/2025

Does the corporate business plan comply with the requirements of Local Government (Administration) Regulations 1996 19DA(2) & (3)?

Response: Yes

r. 22

No response required. This is covered by s5.75.

r. 23

No response required. This is covered by s5.76.

r. 28

No response required. This is covered by s5.88(1).

r. 28A

No response required. This is covered by s5.89A(1).

r. 29

No response required. This is covered by s5.94.

r. 29C

Does the local government publish all prescribed information on its official website— including up-to-date policies, required details of council member and employee returns, council member fees and allowances, and relevant public notices—within the specified timeframes and in accordance with legislative requirements?

Response: Yes

r. 35

Has every local government council member completed and passed the Council Member Essentials course, consisting of the five required modules and delivered by an approved provider, within 12 months of being elected?

Response: N/A

Comments: No council members had overdue Council Member Essentials training during the 2025 compliance period. 12 months from the 2025 election is October 2026.

r. 36

Does the local government appropriately identify and document council members who are exempt from the training requirements under section 5.126(1), including verifying that the member:

- has completed an approved course within the specified 5-year period prior to election, or
- completed the LGASS00002 Elected Member Skill Set before 1 July 2019 within the relevant timeframe, or
- qualifies for the transitional exemption applicable to council members in office at the commencement of the 2019 regulatory amendments?

Response: Yes

Local Government (Audit) Regulations 1996

r. 10

Was the auditor's report for the financial year ending 30 June 2025 received by the local government within 30 days of completion of the audit?

Response: Yes

r. 17

Did the CEO review the appropriateness and effectiveness of the local government's systems and procedures in relation to risk management, internal control and legislative compliance in accordance with Local Government (Audit) Regulations 1996 regulation 17 within the three financial years prior to 31 December 2025?

Response: Yes

Comments: 10 December 2025 - Ordinary Meeting of Council - ARIC2512-4

Date of council's resolution to accept the report: 10/12/2025

Local Government (Constitution) Regulations 1998

r. 11FA

Did the CEO provide the Minister a report as to the result of the election within 14 days of the declaration and in the form of Form 20 of the Local Government (Elections) Regulations 1997, modified as necessary?

Response: Yes

r. 13

Were all required oaths, affirmations and declarations under section 2.42 (in relation to Commissioners) made in the correct form (Form 8), before the appropriate authorised person?

Response: N/A

Comments: No Commissioners were appointed during the audit period.

Local Government (Elections) Regulations 1997

r. 30G

Did the CEO establish and maintain an electoral gift register and ensure that all disclosure of gifts forms completed by candidates and donors and received by the CEO were placed on the electoral gift register at the time of receipt by the CEO and in a manner that clearly identifies and distinguishes the forms relating to each candidate in accordance with regulations 30G(1) and 30G(2) of the Local Government (Elections) Regulations 1997?

Response: Yes

Did the CEO remove any disclosure of gifts forms relating to an unsuccessful candidate, or a successful candidate that completed their term of office, from the electoral gift register, and retain those forms separately for a period of at least two years in accordance with regulation 30G(4) of the Local Government (Elections) Regulations 1997?

Response: Yes

Did the CEO publish an up-to-date version of the electoral gift register on the local government's official website in accordance with regulation 30G(5) of the Local Government (Elections) Regulations 1997?

Response: Yes

Local Government (Financial Management) Regulations 1996

r. 5

Has the CEO ensured efficient systems and procedures are established under provisions set out in Financial Management Regulations 5(1)(a) to (g)?

Response: Yes

r. 6

Has the local government ensured that any employee delegated responsibility for day-to-day accounting or financial management operations is not also delegated the responsibility for conducting internal audits, reviewing their own duties, or for managing, directing or supervising someone who carries out these functions?

Response: Yes

r. 7

Did the local government ensure it has regard to the needs of the inhabitants of the district as a whole and not keep separate ward accounts or determine expenditure on the basis of revenue from a ward?

Response: Yes

r. 8

Does the local government maintain separate accounts with a bank or other financial institution for money to be held in the municipal fund, trust fund and for reserve account purposes?

Response: Yes

r. 9

Did the local government keep separate financial records for each trading undertaking and each major land transaction?

Response: N/A

Comments: No major trading undertakings in the 2025 period.

r. 11

Has the local government developed procedures for the authorisation of, and the payment of, accounts in accordance with Local Government (Financial Management) Regulations 11(1), (2) and (3)?

Response: Yes

r. 12

Were payments made from the municipal fund or trust fund made by the CEO under a delegated authority or authorised, in accordance with regulation 13(2), in advance by a council resolution?

Response: Yes

r. 13

Can the local government confirm that, where the CEO has been delegated authority to make payments from the municipal or trust fund, the CEO prepared accurate monthly lists that are presented at the next ordinary council meeting and recorded in the minutes?

- includes the payee's name, payment amount, payment date, and sufficient information to identify each transaction where payments have already been made; or
- includes the payee's name, payment amount, sufficient information to identify each transaction, and the date of the council meeting (to which the list will be presented) for accounts requiring council approval.

Response: Yes

r. 13A

Did the local government prepare a list each month of all payments made using employee-authorised credit, debit or other purchasing cards, and include the payee’s name, the amount of the payment, the date of the payment, sufficient information to identify the payment, and present the list at the next ordinary council meeting (and record in the minutes)?

Response: No

Comments: The City provided the following to Council monthly:

(a) the payee’s name;

(b) the amount of the payment;

(c) the date of the payment;

An audit finding identified that the following requirement of regulation 13A (1), was not met on all occasions: (d) sufficient information to identify the payment.

It is noted that this finding was identified in the management of purchasing cards audit. In response to this finding and recommendation, the City is reviewing the report provided to Council each month and will make appropriate amendments to ensure sufficient information is provided to satisfy this requirement.

r. 19

Has the local government established and documented internal control procedures to enable identification of the nature and location of all investments and any related transactions?

Response: Yes

r. 19C

Has the local government ensured that all investments made under section 6.14(1) comply with statutory restrictions set out in Financial Management Reg. 19C?

Response: Yes

Local Government (Functions and General) Regulations 1996

r. 7

No response required. This is covered by s3.59(2).

r. 9

No response required. This is covered by s3.59(2).

r. 10

No response required. This is covered by s3.59(2).

r. 11A

Did the local government comply with its current purchasing policy, adopted under the Local Government (Functions and General) Regulations 1996, regulations 11A(1) and (3) in relation to the supply of goods or services where the consideration under the contract was, or was expected to be, $250,000 or less or worth $250,000 or less?

Response: Yes

r. 11

No response required. This is covered by s3.57.

r. 12

Did the local government consider the implications of Local Government (Functions and General) Regulations 1996, Regulation 12 when deciding to enter into multiple contracts rather than a single contract?

Response: N/A

Comments: The City did not enter into multiple contracts to avoid tendering requirements. Where multiple contracts are used it is not for the purpose of circumventing the requirements of Regulation 12.

r. 14(1), (3) and (5)

If the local government sought to vary the information supplied to tenderers, was every reasonable step taken to give each person who sought copies of the tender documents, or each acceptable tenderer notice of the variation?

Response: Yes

r. 15

Did the local government's procedure for receiving and opening tenders comply with the requirements of Local Government (Functions and General) Regulations 1996, Regulation 15 and 16?

Response: No

Comments: The City generally complied with the requirements of Local Government (Functions and General) Regulations 1996, Regulations 15 and 16. However, the City did not fully comply with Regulation 16(3)(c), as some details of tenders were not recorded in the tenders register “immediately” after opening. It was found that the names of respondents were not recorded immediately in the register after opening.

Procedures are being reviewed and updated to address this requirement, based on advice that "immediately" suggests "by end of day".

r. 16

No response required. This is covered by r. 15.

r. 17

Did the information recorded in the local government's tender register comply with the requirements of the Local Government (Functions and General) Regulations 1996, Regulation 17 and did the CEO make the tenders register available for public inspection and publish it on the local government's official website?

Response: Yes

r. 18(1) and (4)

Did the local government reject any tenders that were not submitted at the place, and within the time, specified in the invitation to tender?

Response: Yes

Were all tenders that were not rejected assessed by the local government via a written evaluation of the extent to which each tender satisfies the criteria for deciding which tender to accept?

Response: Yes

r. 19

Did the CEO give each tenderer written notice containing particulars of the successful tender or advising that no tender was accepted?

Response: Yes

r. 21

Does the local government's advertising and expression of interest processes for limiting who can tender comply with the requirements of the Local Government (Functions and General) Regulations 1996, Regulations 21 and 22?

Response: N/A

Comments: No EOIs were sought in 2025.

Processes reflect the requirements.

r. 22

No response required. This is covered by r. 21.

r. 23

Did the local government reject any expressions of interest that were not submitted at the place, and within the time, specified in the notice or that failed to comply with any other requirement specified in the notice?

Response: N/A

Comments: No EOIs were sought in 2025.

Processes reflect the requirements.

Were all expressions of interest that were not rejected under the Local Government (Functions and General) Regulations 1996, Regulation 23(1) & (2) assessed by the local government? Did the CEO list each person as an acceptable tenderer?

Response: N/A

Comments: No EOIs were sought in 2025.

Processes reflect the requirements.

r. 24

Did the CEO give each person who submitted an expression of interest a notice in writing of the outcome in accordance with Local Government (Functions and General) Regulations 1996, Regulation 24?

Response: N/A

Comments: No EOIs were sought in 2025.

Processes reflect the requirements.

r. 24AD(2), (4) and (6)

Did the local government invite applicants for a panel of pre-qualified suppliers via Statewide public notice in accordance with Local Government (Functions & General) Regulations 1996 regulations 24AD(4) and 24AE?

Response: Yes

If the local government sought to vary the information supplied to the panel, was every reasonable step taken to give each person who sought detailed information about the proposed panel or each person who submitted an application notice of the variation?

Response: Yes

r. 24AE

No response required. This is covered by r. 24AD(2), (4) and (6).

r. 24AF

No response required. This is covered by r. 24AD(2), (4) and (6).

r. 24AG

Did the information recorded in the local government's tender register about panels of pre-qualified suppliers comply with the requirements of Local Government (Functions and General) Regulations 1996, Regulation 24AG?

Response: Yes

r. 24AH(1) and (3)

Did the local government reject any applications to join a panel of prequalified suppliers that were not submitted at the place, and within the time, specified in the invitation for applications?

Response: N/A

Comments: No panel rejections were made in 2025.

Were all applications that were not rejected assessed by the local government via a written evaluation of the extent to which each application satisfies the criteria for deciding which application to accept?

Response: N/A

Comments: No panel rejections were made in 2025.

r. 24AI

Did the CEO send each applicant written notice advising them of the outcome of their application?

Response: Yes

r. 24E

Where the local government gave regional price preference, did the local government comply with the requirements of Local Government (Functions and General) Regulations 1996, Regulation 24E and 24F?

Response: N/A

Comments: Does not apply to the City of Fremantle.

r. 24F

No response required. This is covered by r. 24E.

I certify this is a true and accurate copy of the 2025 Compliance Audit Return, as adopted by Council at the meeting of _____ 2026.

_____ _____

CEO Date

_____ _____

Mayor or President Date

Compliance Audit Return 2025 Questions

Regulation 14 of the Local Government (Audit) Regulations 1996 requires local governments to carry out a compliance audit return for the period of 1 January to 31 December of each year.

Local Government Act 1995

Reference	Question	Response	Comments	Internal comment for ARIC/OCM report	Respondent
s. 2.29	Has every person elected or appointed to a mayor, president, deputy, or councillor role made the required declaration in the prescribed form before a prescribed person, prior to acting in the office?	Yes		Completed 22 October 2025 & 23 October 2023 Evidence sighted	Manager Governance
s. 3.16	Has the local government reviewed local laws which have not been reviewed in the previous 8 years, to ensure compliance with Schedule 9.3, Clause 65?	NA	Council commenced its review of local laws on 12 March 2025 (C2503-6). During the audit period, the City completed a review of two local laws on 25 June 2025 (C2506-10). Reviews of all remaining applicable local laws are scheduled to be completed by December 2026 (in accordance with Schedule 9.3, Clause 65).	Ordinary Meeting of Council - 12 March 2025 Ordinary Meeting of Council - 25 June 2025 Evidence sighted	Manager Governance
s. 3.57	Subject to Local Government (Functions and General) Regulations 1996, regulation 11(2), did the local government invite tenders for all contracts for the supply of goods or services where the consideration under the contract was, or was expected to be, worth more than the consideration stated in regulation 11(1) of the Regulations?	Yes		Evidence sighted. https://www.fremantle.wa.gov.au/business-and-investment/tenders-and-quotations/public-contract-register/	Manager Commercial Services
s. 3.58(3)	Where the local government disposed of property other than by public auction or tender, did it dispose of the property in accordance with section 3.58(3) of the *Local Government Act 1995* (unless section 3.58(5) applies)?	Yes		Evidence sighted. https://www.fremantle.wa.gov.au/wp-content/uploads/2026/09/Public-Notice-City-of-Fremantle-Disposal-of-Property-document.pdf	Manager Commercial Services
s. 3.58(4)	Where the local government disposed of property under section 3.58(3) of the *Local Government Act 1995* , did it provide details, as prescribed by section 3.58(4) of the Act, in the required local public notice for each disposal of property?	Yes		Evidence sighted. https://www.fremantle.wa.gov.au/wp-content/uploads/2026/09/Public-Notice-City-of-Fremantle-Disposal-of-Property-document.pdf	Manager Commercial Services
s. 3.59(2)(a)	Has the local government prepared a business plan for each major trading undertaking that was not exempt in 2025?	NA	No major trading undertakings in the 2025 period.		Manager Commercial Services
s. 3.59(2)(b)	Has the local government prepared a business plan for each major land transaction that was not exempt in 2025?	NA	No major land transactions in the 2025 period.		Manager Commercial Services
s. 3.59(2)(c)	Has the local government prepared a business plan before entering into each land transaction that was preparatory to entry into a major land transaction in 2025?	NA	No major land transactions in the 2025 period.		Manager Commercial Services
s. 3.59(4)	Has the local government complied with public notice and publishing requirements for each proposal to commence a major trading undertaking or enter into a major land transaction or a land transaction that is preparatory to a major land transaction for 2025?	NA	No major trading or land transactions entered into in the 2025 period.		Manager Commercial Services
s. 3.59(5)	During 2025, did the council resolve to proceed with each major land transaction or trading undertaking by absolute majority?	NA	No major trading or land transactions entered into in the 2025 period.		Manager Commercial Services

s. 5.16 (1)	Were all delegations to committees resolved by absolute majority?	NA	No delegations to committees were considered or approved by Council during the audit period. Revoked delegations to Committees: 28/08/2024 Renewed delegations to Committees: 27/05/2026		Manager Governance
s. 5.16 (2)	Were all delegations to committees in writing?	NA	No delegations to committees were made during the audit period. Revoked delegations to Committees: 28/08/2024 Renewed delegations to Committees: 27/05/2026		Manager Governance
s. 5.17	Were all delegations to committees within the limits specified in section 5.17 of the *Local Government Act 1995* ?	NA	No delegations to committees were made during the audit period. Revoked delegations to Committees: 28/08/2024 Renewed delegations to Committees: 27/05/2026		Manager Governance
s. 5.18	Were all delegations to committees recorded in a register of delegations?	NA	No delegations to committees were made during the audit period and therefore no entries were required in the Delegations Register. Revoked delegations to Committees: 28/08/2024 Renewed delegations to Committees: 27/05/2026		Manager Governance
s. 5.36(4) & s. 5.37(3)	Were all CEO and/or senior employee vacancies advertised in accordance with Local Government (Administration) Regulations 1996, regulation 18A?	NA	There were no vacancies for CEO in 2025. Only the CEO is designated as a senior employee.		Manager People and Culture
s. 5.37(2)	Did the CEO inform council of each proposal to employ or dismiss senior employee? Where council rejected a CEO's recommendation to employ or dismiss a senior employee, did it inform the CEO of the reasons for doing so?	NA	There were no appointments or dismissals of senior employees in 2025. Only the CEO is designated as a senior employee.		Manager People and Culture
s. 5.39B	Has the local government adopted and maintained model standards that incorporate the prescribed model standards within required timeframes (including amendments), ensured adoption by absolute majority, published an up-to-date version on its official website, and avoided including any inconsistent additional provisions?	NA	No changes were made to Model Standards during the reporting period.	Model Code of Conduct changes started 1 January 2026.	Manager Governance
s. 5.42	Were all delegations to the CEO resolved by an absolute majority? Were all delegations to the CEO in writing?	Yes		Ordinary Meeting of Council - 25 June 2025 Evidence sighted	Manager Governance
s. 5.43	Did the powers and duties delegated to the CEO exclude those listed in section 5.43 of the *Local Government Act 1995* ?	Yes		Evidence sighted. Notification of delegation letter sighted. https://www.fremantle.wa.gov.au/your-city-and-council/public-registers/ > Register of Delegated Authority	Manager Governance
s. 5.44(2)	Were all employees delegated authority by the CEO under Section 5.44(1), issued with a written instrument of delegation?	Yes		Evidence sighted. Notification of delegation letters sighted. https://www.fremantle.wa.gov.au/your-city-and-council/public-registers/ > Register of Delegated Authority	Manager Governance

s. 5.45(1)(b)	Were all decisions by the Council to amend or revoke a delegation made by absolute majority?	Yes		Ordinary Meeting of Council - 25 June 2025 Evidence sighted	Manager Governance
s. 5.46	Has the CEO kept a register of all delegations made under Division 4 of the *Local Government Act 1995* to the CEO and to employees? Were all delegations made under Division 4 reviewed by the delegator at least once during the 2024/2025 financial year? Did all persons exercising a delegated power or duty under the Act keep, on all occasions, a written record in accordance with Local Government (Administration) Regulations 1996, regulation 19?	Yes		Evidence sighted.	Manager Governance
s. 5.50	If the local government paid a finishing employee an amount in addition to their entitlement, did the local government follow a policy it had adopted and published on the website? outlining the circumstances in relation to payments made to terminated employees? If the local government made a payment to a finishing employee that is more than the amount set out in the policy, was local public notice given?	NA	No payments in addition to employee entitlements were made to finishing employees during the reporting period.		Manager People and Culture
s. 5.51A	Has the CEO prepared and implemented a code of conduct to be observed by employees of the local government? If yes, has the CEO published an up-to-date version of the code of conduct for employees on the local government's website?	Yes	Adopted 30 May 2023. Last amended (before or during compliance period): November 2023. The Code of conduct was not adopted or amended during this review period, although an annual review is not required by legislation.	https://www.fremantle.wa.gov.au/your-city-and-council/about-council/strategies-plans-local-laws-and-policies/ > Code of Conduct for Employees	Manager People and Culture
s. 5.67	Where a council member disclosed an interest in a matter and did not have participation approval under sections 5.68 or 5.69 of the *Local Government Act 1995* , did the council member ensure that they did not remain present to participate in discussion or decision making relating to the matter?	Yes		Evidence sighted. OCM - 26 March 2025 OCM - 9 April 2025 OCM - 14 May 2025 ARMC - 16 June 2025 OCM - 25 June 2025 OCM - 13 Aug 2025 OCM - 24 Sept 2025 OCM - 8 October 2025	Manager Governance
s. 5.68(2)	Were all decisions regarding participation approval in relation to Section 5.68(2), including the extent of participation allowed and, where relevant, the information required by the Local Government (Administration) Regulations 1996 regulation 21A, recorded in the minutes of the relevant council or committee meeting?	NA	No applications were made.		Manager Governance
s. 5.69(5)	Were all decisions regarding participation approval in relation to Section 5.69(5), including the extent of participation allowed recorded in the minutes of the relevant council or committee meeting?	NA	No application required or made.		Manager Governance

s. 5.70	Where an employee had an interest in any matter in respect of which the employee provided advice or a report directly to council or a committee, did that person disclose the nature and extent of that interest when giving the advice or report?	Yes		Evidence sighted.	Manager Governance
s. 5.71B(5) and (7)	Where council applied to the Minister to allow the CEO to provide advice or a report to which a disclosure under section 5.71A(1) of the *Local Government Act 1995* relates, did the application include details of the nature of the interest disclosed and any other information required by the Minister for the purposes of the application? Was any decision made by the Minister under section 5.71B(6) of the *Local Government Act 1995* , recorded in the minutes of the council meeting at which the decision was considered?	NA	No application required or made.		Manager Governance
s. 5.73	Were disclosures under sections 5.65, 5.70 or 5.71A(3) of the *Local Government Act 1995* recorded in the minutes of the meeting at which the disclosures were made?	Yes		Evidence sighted. OCM - 26 March 2025 OCM - 9 April 2025 OCM - 14 May 2025 ARMC - 16 June 2025 OCM - 25 June 2025 OCM - 13 Aug 2025 OCM - 24 Sept 2025 OCM - 8 October 2025	Manager Governance
s. 5.75	Was a primary return in the prescribed form lodged by all relevant persons within three months of their start day?	Yes		Evidence sighted.	Manager Governance
s. 5.76	Was an annual return in the prescribed form lodged by all relevant persons by 31 August 2025?	Yes		Evidence sighted.	Manager Governance
s. 5.77	On receipt of a primary or annual return, did the CEO, or the Mayor/President, as the case may be, give written acknowledgment of having received the return?	Yes		Evidence sighted.	Manager Governance

s. 5.88	Did the CEO keep a register of financial interests which contained the returns lodged under sections 5.75 and 5.76 of the Local Government Act 1995? Did the CEO keep a register of financial interests which contained a record of disclosures made under sections 5.65, 5.70, 5.71 and 5.71A of the Local Government Act 1995, in the form prescribed in the Local Government (Administration) Regulations 1996, regulation 28? After a person ceased to be a person required to lodge a return under sections 5.75 and 5.76 of the *Local Government Act 1995* , did the CEO remove from the register all returns relating to that person? Have all returns removed from the register in accordance with section 5.88(3) of the *Local Government Act 1995* been kept for a period of at least five years after the person who lodged the return(s) ceased to be a person required to lodge a return?	Yes		Evidence sighted. Public version of register: https://www.fremantle.wa.gov.au/your-city-and-council/public-registers/ > Register of Primary and Annual Returns.	Manager Governance
s. 5.89A	Did the CEO keep a register of gifts which contained a record of disclosures made under sections 5.87A and 5.87B of the *Local Government Act 1995* , in the form prescribed in the Local Government (Administration) Regulations 1996, regulation 28A? Did the CEO publish an up-to-date version of the gift register on the local government's website?	Yes		Evidence sighted. Public version of register: https://www.fremantle.wa.gov.au/your-city-and-council/public-registers/ > Gift Registers	Manager Governance
s. 5.90A	Did the local government prepare, adopt by absolute majority and publish an up-to-date version on the local government's website, a policy dealing with the attendance of council members and the CEO at events?	Yes		Evidence sighted. https://www.fremantle.wa.gov.au/your-city-and-council/about-council/strategies-plans-local-laws-and-policies/ > Elected Member and Chief Executive Officer Attendance at Events Council Policy	Manager Governance
s. 5.94	Does the local government have information available for members of the public to inspect, free of charge as prescribed under section 5.94 and Admin Reg 29, except where restricted under this section?	Yes		Evidence sighted.	Manager Governance
s. 5.96	Where a person is entitled to inspect information under this Division, can the local government confirm that copies are available and that the price at which it sells copies does not exceed the cost of providing them, (unless prescribed otherwise)?	Yes		Evidence sighted. Most available electronically on the City's website, or available on request, without a fee. Fees set in Fees and Charges (if applicable).	Manager Governance

s. 5.96A	Did the CEO publish information on the local government's website in accordance with sections 5.96A(1), (2), (3), and (4) of the *Local Government Act 1995* ?	Yes		Evidence sighted. Section 5.96A(1) - Information that must be published: - District/ward boundaries map - Consolidated local laws in force - Annual budget - Fees and charges - Current plans for the future (Strategic Community Plan) - Council and Committee Minutes - Electors meeting minutes - Agendas, notice papers and meeting reports - Prescribed information (Delegationss, financial returns, Gifts, allowances etc.) No evidence of publication of information prohibited by s. 5.96A(4).	Manager Governance
s. 5.104	Did the local government prepare and adopt, by absolute majority, a code of conduct to be observed by council members, committee members and candidates that incorporates the model code of conduct? Did the local government adopt additional requirements in addition to the model code of conduct? If yes, does it comply with section 5.104(3) and (4) of the *Local Government Act 1995* ? Has the CEO published an up-to-date version of the code of conduct for council members, committee members and candidates on the local government's website?	Yes	Adopted 28 April 2021 - Ordinary Meeting of Council -FPOL2104-8. Last amended (before or during compliance period): 10 April 2024 – Ordinary Meeting of Council – C2404-6. The Code of conduct was not adopted or amended during this review period, although an annual review is not required by legislation.	https://www.fremantle.wa.gov.au/your-city-and-council/about-council/strategies-plans-local-laws-and-policies/ > Council Members, Committee Members and Candidates Code of Conduct	Manager Governance
s. 5.128	Did the local government prepare and adopt (by absolute majority) a policy in relation to the continuing professional development of council members?	Yes		https://www.fremantle.wa.gov.au/your-city-and-council/about-council/strategies-plans-local-laws-and-policies/ > Elected Member Professional Development Council Policy	Manager Governance
s.7.12A(3), (4) and (5)	Where the local government determined that matters raised in the auditor's report prepared under section 7.9(1) of the Local Government Act 1995 required action to be taken, did the local government ensure that appropriate action was undertaken in respect of those matters? Where matters identified as significant were reported in the auditor's report, did the local government prepare a report that stated what action the local government had taken or intended to take with respect to each of those matters? Was a copy of the report given to the Minister within three months of the audit report being received by the local government? Within 14 days after the local government gave a report to the Minister under section 7.12A(4)(b) of the *Local Government Act 1995* , did the CEO publish a copy of the report on the local government's official website?	Yes		Evidence sighted. Matters are addressed through the quarterly Audit Actions Update report to the Audit, Risk and Improvement Committee. Confidential attachments include findings and action plans. https://www.fremantle.wa.gov.au/wp-content/uploads/2025/12/City-of-Fremantle-Report-on-Significant-Finding-from-OAG-Information-Systems-Audit-YE-June-2025.pdf https://www.fremantle.wa.gov.au/wp-content/uploads/2025/08/City-of-Fremantle-Report-on-Significant-Finding-from-OAG-Purchase-Card-Audit-2025.pdf	Manager Financial Services

Local Government (Administration) Regulations 1996					
Reference	**Question**	**Response**	**Comments**	**Internal comment for ARIC/OCM report**	**Respondent**
Reg 18F	Was the remuneration and other benefits paid to a CEO on appointment the same remuneration and benefits advertised for the position under section 5.36(4) of the Local Government Act 1995?	NA	There were no vacancies for CEO in 2025. Only the CEO is designated as a senior employee.		Manager People and Culture
Reg 19AB	Does the code of conduct contain the requirement that a local government employee (not including the CEO) must not accept a prohibited gift from an associated person?	Yes		Section 6 - Gifts https://www.fremantle.wa.gov.au/your-city-and-council/about-council/strategies-plans-local-laws-and-policies/ > Code of Conduct for Employees	Manager Governance
Reg 19AC	Does the local government's code of conduct include requirements for the recording, storing, disclosure, and use of information relating to gifts accepted by local government employees (excluding the CEO) from associated persons, in accordance with regulatory requirements?	Yes		Section 6 - Gifts https://www.fremantle.wa.gov.au/your-city-and-council/about-council/strategies-plans-local-laws-and-policies/ > Code of Conduct for Employees	Manager Governance
Reg 19AE	Does the local government's code of conduct include requirements addressing employee behaviour in the performance of duties, interactions with others, use and disclosure of information, use of local government resources and finances, the keeping of records, and the reporting and management of suspected breaches and misconduct, in accordance with regulatory requirements?	Yes		Section 4 - Expected behaviours Section 5 - Communication and Community Engagement Section 8 - Use of information and resources Section 9 - Reporting https://www.fremantle.wa.gov.au/your-city-and-council/about-council/strategies-plans-local-laws-and-policies/ > Code of Conduct for Employees	Manager People and Culture
Reg 19B	Did the local government include in its annual report all information required under section 5.53(2)(g) and (i) and regulation 3A(2), including number of employee's in salary bands over $130,000, remuneration and allowances paid, ordered payments, CEO remuneration, council member meeting attendance, available demographic information about council members, and details of any modifications to the strategic community plan or significant modifications to the corporate business plan?	Yes		Evidence sighted. https://www.fremantle.wa.gov.au/wp-content/uploads/2025/12/CoF-Annual-Report-2024-25-WEB-1-1.pdf	Manager Governance
Reg 19C	Has the local government adopted by absolute majority a strategic community plan? If yes, provide the date of the most recent review?	Yes	Adopted 22 May 2024 - Ordinary Meeting of Council - C2405-11	https://www.fremantle.wa.gov.au/wp-content/uploads/2025/04/City-of-Fremantle-Strategic-Community-Plan-2024-2034-1.pdf	Manager Governance
Reg 19DA	Has the local government reviewed its corporate business plan in accordance with Admin Regulation 19DA(4) ? If yes, provide date of review Does the corporate business plan comply with the requirements of Local Government (Administration) Regulations 1996 19DA(2) & (3)?	Yes	Adopted 23 July 2025 - Ordinary Meeting of Council - C2507-8 Previous Corporate Plan 2024-2028 was adopted 26 June 2024 (C2406-13) and is now reviewed annually to align with the Annual Budget and Long Term Financial Plan.	Evidence sighted. https://www.fremantle.wa.gov.au/wp-content/uploads/2025/07/City-of-Fremantle-Corporate-Plan-2025-29.pdf	Manager Governance
Reg 22	Asked as part of question s5.75	-		The prescribed form is used for a primary return submission.	Manager Governance
Reg 23	Asked as part of question s5.76	-		The prescribed form is used for an annual return submission.	Manager Governance
Reg 28	Asked as part of question s5.88(1)	-		The prescribed form is used for the register financial interests.	Manager Governance

Reg 28A	Asked as part of question s5.89A(1)	-		The prescribed form is used for the register of gifts.	Manager Governance
Reg 29	Asked as part of question s5.94	-		Evidence sighted. All information either publicly available on the City's website or available upon request.	Manager Governance
Reg 29C	Does the local government publish all prescribed information on its official website— including up-to-date policies, required details of council member and employee returns, council member fees and allowances, and relevant public notices—within the specified timeframes and in accordance with legislative requirements?	Yes		Evidence sighted. Timelines for publication followed. https://www.fremantle.wa.gov.au/your-city-and-council/about-council/strategies-plans-local-laws-and-policies/ https://www.fremantle.wa.gov.au/your-city-and-council/public-registers/ https://www.fremantle.wa.gov.au/your-city-and-council/public-notice/	Manager Governance
Reg 35	Has every local government council member completed and passed the Council Member Essentials course, consisting of the five required modules and delivered by an approved provider, within 12 months of being elected?	NA	No council members had overdue Council Member Essentials training during the 2025 compliance period. 12 months from the 2025 election is October 2026.		Manager Governance
Reg 36	Does the local government appropriately identify and document council members who are exempt from the training requirements under section 5.126(1), including verifying that the member: - has completed an approved course within the specified 5-year period prior to election, or - completed the LGASS00002 Elected Member Skill Set before 1 July 2019 within the relevant timeframe, or - qualifies for the transitional exemption applicable to council members in office at the commencement of the 2019 regulatory amendments?	Yes		The City verifies exemption eligibility before enrolment. WALGA confirmed that Mayor Ben Lawver, Cr Fedele Camarda and Cr Andrew Sullivan met the exemption criteria, having completed the required training within the relevant five-year period. These members were nevertheless encouraged to undertake the updated Council Member Essentials training to maintain awareness of recent legislative reforms.	Manager Governance
Local Government (Audit) Regulations 1996					
Reference	**Question**	**Response**	**Comments**	**Internal comment for ARIC/OCM report**	**Respondent**
Reg 10	Was the auditor's report for the financial year ending 30 June 2025 received by the local government within 30 days of completion of the audit?	Yes		Submission and acknowledgement sighted.	Manager Financial Services
Reg 17	Did the CEO review the appropriateness and effectiveness of the local government's systems and procedures in relation to risk management, internal control and legislative compliance in accordance with Local Government (Audit) Regulations 1996 regulation 17 within the three financial years prior to 31 December 2025? If yes, provide date of council's resolution to accept the report.	Yes	10 December 2025 - Ordinary Meeting of Council - ARIC2512-4	Regulation 17 audit completed December 2025.	Manager Governance
Local Government (Constitution) Regulations 1998					
Reference	**Question**	**Response**	**Comments**	**Internal comment for ARIC/OCM report**	**Respondent**
Reg 11FA	Did the CEO provide the Minister a report as to the result of the election within 14 days of the declaration and in the form of Form 20 of the Local Government (Elections) Regulations 1997, modified as necessary?	Yes		The CEO submitted a Form 20 for the election of the Deputy Mayor. The WAEC appointed Returning Officer completed the Form 20 for the remainder on behalf of the City.	Manager Governance

Reg 13	Were all required oaths, affirmations and declarations under section 2.42 (in relation to Commissioners) made in the correct form (Form 8), before the appropriate authorised person?	NA	No Commissioners were appointed during the audit period.		Manager Governance
Local Government (Elections) Regulations 1997					
Reference	**Question**	**Response**	**Comments**	**Internal comment for ARIC/OCM report**	**Respondent**
Reg 30G	Did the CEO establish and maintain an electoral gift register and ensure that all disclosure of gifts forms completed by candidates and donors and received by the CEO were placed on the electoral gift register at the time of receipt by the CEO and in a manner that clearly identifies and distinguishes the forms relating to each candidate in accordance with regulations 30G(1) and 30G(2) of the Local Government (Elections) Regulations 1997? Did the CEO remove any disclosure of gifts forms relating to an unsuccessful candidate, or a successful candidate that completed their term of office, from the electoral gift register, and retain those forms separately for a period of at least two years in accordance with regulation 30G(4) of the Local Government (Elections) Regulations 1997?	Yes		Evidence sighted. https://www.fremantle.wa.gov.au/your-city-and-council/public-registers/ > Electoral gift registers.	Manager Governance
Local Government (Financial Management) Regulations 1996					
Reference	**Question**	**Response**	**Comments**	**Internal comment for ARIC/OCM report**	**Respondent**
Reg 5	Has the CEO ensured efficient systems and procedures are established under provisions set out in Financial Management Regulations 5(1)(a) to (g)?	Yes		Systems and procedures sighted. Audit recommendations from the 2023 Regulation 5 audit have been implemented.	Manager Financial Services
Reg 6	Has the local government ensured that any employee delegated responsibility for day-to-day accounting or financial management operations is not also delegated the responsibility for conducting internal audits, reviewing their own duties, or for managing, directing or supervising someone who carries out these functions?	Yes		Confirmed. Evidence sighted.	Manager Financial Services
Reg 7	Did the local government ensure it has regard to the needs of the inhabitants of the district as a whole and not keep separate ward accounts or determine expenditure on the basis of revenue from a ward?	Yes		Annual budget and financial statements include a single, consolidated municipal fund with no ward-based cost centres or ward accounts.	Manager Financial Services
Reg 8	Does the local government maintain separate accounts with a bank or other financial institution for money to be held in the municipal fund, trust fund and for reserve account purposes?	Yes		The City maintains a number of separate bank accounts as per the requirements of the regulations. Details of the accounts were provided and verified as part of the audit process.	Manager Financial Services
Reg 9	Did the local government keep separate financial records for each trading undertaking and each major land transaction?	NA	No major trading undertakings in the 2025 period.		Manager Financial Services

Reg 11	Has the local government developed procedures for the authorisation of, and the payment of, accounts in accordance with Local Government (Financial Management) Regulations 11(1), (2) and (3)?	Yes		Key controls include: -POs are raised in accordance with the Procurement Policy and approved by officers with appropriate delegated authority. -AP Officers process invoices and prepare payment runs, which are subject to peer review. -The Financial Transactions Coordinator performs a further review of payment transactions and verifies bank account details using EFTsure. -Transactions requiring clarification are removed from the payment run, recorded in M-Files, and referred to the relevant Team Leader and/or Finance Manager for review and resolution. -Approved payment runs are transferred directly to the bank through a secure system link, with no opportunity for manual manipulation, and are approved online by officers with delegated authority. -Bank reconciliations and AP reconciliations are performed to ensure the accuracy and completeness of payments. These controls provide appropriate segregation of duties and multiple levels of review and authorisation prior to payment.	Manager Financial Services
Reg 12	Were payments made from the municipal fund or trust fund made by the CEO under a delegated authority or authorised, in accordance with regulation 13(2), in advance by a council resolution?	Yes		Delegation 2.5 Payments from municipal or trust fund.	Manager Governance
Reg 13	Can the local government confirm that, where the CEO has been delegated authority to make payments from the municipal or trust fund, the CEO prepared accurate monthly lists that are presented at the next ordinary council meeting and recorded in the minutes that: - include the payee's name, payment amount, payment date, and sufficient information to identify each transaction where payments have already been made; or - include the payee's name, payment amount, sufficient information to identify each transaction, and the date of the council meeting (to which the list will be presented) for accounts requiring council approval?	Yes		Reported monthly to the Ordinary Meeting of Council.	Manager Financial Services
Reg 13A	Did the local government prepare a list each month of all payments made using employee-authorised credit, debit or other purchasing cards, and include the payee's name, the amount of the payment, the date of the payment, sufficient information to identify the payment, and present the list at the next ordinary council meeting (and record in the minutes)?	No	The City provided the following to Council monthly: (a) the payee's name; (b) the amount of the payment; (c) the date of the payment; An audit finding identified that the following requirement of regulation 13A (1), was not met on all occasions: (d) sufficient information to identify the payment. It is noted that this finding was identified in the management of purchasing cards audit. In response to this finding and recommendation, the City is reviewing the report provided to Council each month and will make appropriate amendments to ensure sufficient information is provided to satisfy this requirement.	Adoption of Audit finding: 25 June 2025 - Ordinary Meeting of Council - ARMC2506-2 Monthly report to Council via the Schedule of Payments report.	Manager Commercial Services

Reg 19	Has the local government established and documented internal control procedures to enable identification of the nature and location of all investments and any related transactions?	Yes		Key controls include: - All investments are made in accordance with the City's Investment Policy and supported by cash flow forecasting to maximise investment returns while ensuring sufficient liquidity to meet cash flow requirements. - Investments are arranged through the Treasury Direct platform, with investment rates quoted through the platform and investments approved by authorised officers. - Investment funds are transferred in accordance with Treasury Direct investment instructions and approved by officers with appropriate delegated financial authority. - All investment transactions are reconciled through bank and General Ledger reconciliations. - A month-end investment report from Treasury Direct is reviewed and submitted to Council as part of the monthly Council reporting process.	Manager Financial Services
Reg 19C	Has the local government ensured that all investments made under section 6.14(1) comply with statutory restrictions set out in Financial Management Reg. 19C?	Yes		All investments are term deposits with terms of no more than one year and are placed only with authorised financial institutions that meet the minimum credit rating requirements specified in the City's Investment Policy. Investments are made in Australian currency and do not include non-government-guaranteed bonds or foreign currency investments. Investment transactions are approved by officers with appropriate delegated authority and are monitored through Treasury Direct, bank and General Ledger reconciliations, and monthly reporting to Council.	Manager Financial Services
Local Government (Functions and General) Regulations 1996					
Reference	**Question**	**Response**		**Internal comment for ARIC/OCM report**	**Respondent**
Reg 7	Asked as part of question s3.59(2)	-		No major land transactions in the 2025 period.	Manager Commercial Services
Reg 9	Asked as part of question s3.59(2)	-		No major land transactions in the 2025 period.	Manager Commercial Services
Reg 10	Asked as part of question s3.59(2)	-		No major land transactions in the 2025 period.	Manager Commercial Services
Reg 11A	Did the local government comply with its current purchasing policy, adopted under the Local Government (Functions and General) Regulations 1996, regulations 11A(1) and (3) in relation to the supply of goods or services where the consideration under the contract was, or was expected to be, $250,000 or less or worth $250,000 or less?	Yes		Evidence sighted.	Manager Commercial Services
Reg 11	Asked as part of question s3.57	-		Evidence sighted. https://www.fremantle.wa.gov.au/business-and-investment/tenders-and-quotations/public-contract-register/	Manager Commercial Services
Reg 12	Did the local government consider the implications of Local Government (Functions and General) Regulations 1996, Regulation 12 when deciding to enter into multiple contracts rather than a single contract?	NA	The City did not enter into multiple contracts to avoid tendering requirements. Where multiple contracts are used it is not for the purpose of circumventing the requirements of Regulation 12.	Evidence sighted. Procurement Council Policy - Section 15: Anti-Avoidance https://www.fremantle.wa.gov.au/your-city-and-council/about-council/strategies-plans-local-laws-and-policies/ > Procurement Council Policy	Manager Commercial Services

Reg 14(1), (3) and (5)	If the local government sought to vary the information supplied to tenderers, was every reasonable step taken to give each person who sought copies of the tender documents, or each acceptable tenderer notice of the variation?	Yes		Evidence sighted. Via addendum's in every case.	Manager Commercial Services
Reg 15	Did the local government's procedure for receiving and opening tenders comply with the requirements of Local Government (Functions and General) Regulations 1996, Regulation 15 and 16?	No	The City generally complied with the requirements of Local Government (Functions and General) Regulations 1996, Regulations 15 and 16. However, the City did not fully comply with Regulation 16(3)(c), as some details of tenders were not recorded in the tenders register "immediately" after opening. It was found that the names of respondents were not recorded immediately in the register after opening. Procedures are being reviewed and updated to address this requirement, based on advice that "immediately" suggests "by end of day".		Manager Commercial Services
Reg 16	Asked as part of question Reg 15	-			Manager Commercial Services
Reg 17	Did the information recorded in the local government's tender register comply with the requirements of the Local Government (Functions and General) Regulations 1996, Regulation 17 and did the CEO make the tenders register available for public inspection and publish it on the local government's official website?	Yes		Evidence sighted. https://www.fremantle.wa.gov.au/business-and-investment/tenders-and-quotations/public-contract-register/	Manager Commercial Services
Reg 18(1) and (4)	Did the local government reject any tenders that were not submitted at the place, and within the time, specified in the invitation to tender? Were all tenders that were not rejected assessed by the local government via a written evaluation of the extent to which each tender satisfies the criteria for deciding which tender to accept?	Yes		Evidence sighted.	Manager Commercial Services
Reg 19	Did the CEO give each tenderer written notice containing particulars of the successful tender or advising that no tender was accepted?	Yes		Evidence sighted. Letters are issued from Contracts Lead as per delegation.	Manager Commercial Services
Reg 21	Does the local government's advertising and expression of interest processes for limiting who can tender comply with the requirements of the Local Government (Functions and General) Regulations 1996, Regulations 21 and 22?	NA	No EOIs were sought in 2025. Processes reflect the requirements.		Manager Commercial Services
Reg 22	Asked as part of question Reg 21	-			Manager Commercial Services

Reg 23	Did the local government reject any expressions of interest that were not submitted at the place, and within the time, specified in the notice or that failed to comply with any other requirement specified in the notice? Were all expressions of interest that were not rejected under the Local Government (Functions and General) Regulations 1996, Regulation 23(1) & (2) assessed by the local government? Did the CEO list each person as an acceptable tenderer?	NA	No EOIs were sought in 2025. Processes reflect the requirements.		Manager Commercial Services
Reg 24	Did the CEO give each person who submitted an expression of interest a notice in writing of the outcome in accordance with Local Government (Functions and General) Regulations 1996, Regulation 24?	NA	No EOIs were sought in 2025. Processes reflect the requirements.		Manager Commercial Services
Reg 24AD(2), (4) and (6)	Did the local government invite applicants for a panel of pre-qualified suppliers via Statewide public notice in accordance with Local Government (Functions & General) Regulations 1996 regulations 24AD(4) and 24AE? If the local government sought to vary the information supplied to the panel, was every reasonable step taken to give each person who sought detailed information about the proposed panel or each person who submitted an application notice of the variation?	Yes		Evidence sighted. One panel was awarded in 2025. FCC685/25 – WFAC Alcoholic and Non-Alcoholic Packaged Beverages https://www.fremantle.wa.gov.au/business-and-investment/tenders-and-quotations/public-contract-register/	Manager Commercial Services
Reg 24AE	Asked as part of question Reg 24AD(2), (4) and (6)	-		Evidence sighted. One panel was awarded in 2025. FCC685/25 – WFAC Alcoholic and Non-Alcoholic Packaged Beverages https://www.fremantle.wa.gov.au/business-and-investment/tenders-and-quotations/public-contract-register/	Manager Commercial Services
Reg 24AF	Asked as part of question Reg 24AD(2), (4) and (6)	-		Evidence sighted. One panel was awarded in 2025. FCC685/25 – WFAC Alcoholic and Non-Alcoholic Packaged Beverages https://www.fremantle.wa.gov.au/business-and-investment/tenders-and-quotations/public-contract-register/	Manager Commercial Services
Reg 24AG	Did the information recorded in the local government's tender register about panels of pre-qualified suppliers comply with the requirements of Local Government (Functions and General) Regulations 1996, Regulation 24AG?	Yes		Evidence sighted. One panel was awarded in 2025. FCC685/25 – WFAC Alcoholic and Non-Alcoholic Packaged Beverages https://www.fremantle.wa.gov.au/business-and-investment/tenders-and-quotations/public-contract-register/	Manager Commercial Services
Reg 24AH(1) and (3)	Did the local government reject any applications to join a panel of prequalified suppliers that were not submitted at the place, and within the time, specified in the invitation for applications? Were all applications that were not rejected assessed by the local government via a written evaluation of the extent to which each application satisfies the criteria for deciding which application to accept?	NA	No panel rejections were made in 2025.		Manager Commercial Services

Reg 24AI	Did the CEO send each applicant written notice advising them of the outcome of their application?	Yes		Evidence sighted.	Manager Commercial Services
Reg 24E	Where the local government gave regional price preference, did the local government comply with the requirements of Local Government (Functions and General) Regulations 1996, Regulation 24E and 24F?	NA	Does not apply to the City of Fremantle.		Manager Commercial Services
Reg 24F	Asked as part of question Reg 24	-			Manager Commercial Services

CITY OF Fremantle

Risk Management Framework

fremantle.wa.gov.au

City of Fremantle Risk Management Framework

Table of Contents

Risk Management Framework 2

1. Introduction 2
2. Mandate and Commitment 3
   - 2.1 Principles 3
   - 2.2 Risk Management Policy 5
   - 2.3 Roles and Responsibilities 5
3. Integrated Risk Management 7
   - 3.1 Strategic and Governance Risks 8
   - 3.2 Operational Risks 9
   - 3.3 Project Risks 9
4. Risk Management Process 11
5. Capability & Support 12
   - 5.1 Resources 12
   - 5.2 Management of risk information 12
   - 5.3 Support 12
   - 5.4 Monitoring and communication of the RMF 12

Appendix 1: Risk Management Policy 13

Appendix 2: Common Risk Definitions & Terms 15

Appendix 3: Risk Assessment Criteria & Risk Appetite Statement 18

- MEASURES OF (POSITIVE OR NEGATIVE) CONSEQUENCE OR IMPACT 18
- MEASURES OF LIKELIHOOD 20
- EXISTING CONTROL ENVIRONMENT (FOR RISK OR OPPORTUNITY) 20
- RISK MATRIX 20
- CRITERIA FOR MANAGING RISK 21

Appendix 4: Risk Management Process 25

Appendix 5: Schedule of Activities 28

Risk Management Framework

1. Introduction

The City of Fremantle is a local government area south of Perth, Western Australia (WA) covering an area of circa nineteen square kilometres. It has a vision and seven key focus areas:

Vision[1]	
Fremantle: 'a destination City'	A city that is clever and creative, inspiring and inclusive. A city that welcomes and celebrates all people and cultures. A city that encourages innovation, prosperity and achievement. A compassionate city that cares for the wellbeing of our people and the environment we share; and A City that thrives on diversity, that dares to be different – and delivers on its promises.

#	Key Focus Areas[2]
1	Economic development
2	Environmental responsibility
3	Transport and connectivity
4	Character, culture and heritage
5	Places for people
6	Health and happiness
7	Capability

The City has developed a 'Corporate Business Plan' to address these key focus areas. However, there will always be a level of uncertainty associated with delivering the City's vision, key focus areas and the activities that support those areas. In this context, it is envisaged that a systematic and structured approach to risk management will enable the City to effectively deal with the uncertainty that could affect it.

[1] Corporate Business Plan 2019 - 23

[2] Strategic Community Plan 2015 - 25

This Risk Management Framework (RMF) will be integrated into the City processes. The RMF describes the policy, responsibilities, approach and processes for managing risk within the City. It includes a description of the resources and processes to ensure the RMF is monitored, reviewed and continually improved.

2. Mandate and Commitment

The City is committed to implementing practical and comprehensive risk management, ensuring effective risk management remains central to the City's activities. This RMF reflects contemporary good practice and sound corporate governance. It is consistent with AS ISO 31000:2018 (*the Risk Management Standard*) and has been developed in the context of the Local Government Act 1995 and associated regulations.

For clarity, this RMF applies to all City activities. It encompasses full-time, part-time, temporary and contracted employees; applies to City-wide risk and includes consideration of visitors, third parties and key stakeholders/interested parties.

2.1 Principles

For risk management to be effective, it needs to create and protect value. The City ensures risk management contributes to the demonstrable achievement of objectives and aids in improving performance, efficiency in operations and the promotion of good governance, trust and credibility. It is:

- **Integrated into organisational processes**. Risk management at the City is not considered a stand-alone activity that is separate from other activities and processes. It is evident within the papers prepared for Elected Members by Management, and papers prepared for Management by staff. As such, it is a demonstrable part of the City's planning and delivery processes.

- **Structured and comprehensive**. The City's Elected Members, Executive Leadership and Management expect the approach to risk management to deliver consistent, comparable and reliable results which can then be monitored and managed. This is evident with the use of standard templates and reporting mechanisms.

- **Customised**. The City's internal and external context, and the principles, framework and process have been tailored to meet the demands of the risk profile. This customisation ensures that the optimum amount of risk management work is undertaken to support risk-based decision making.

- **Inclusive**. Risks are discussed regularly, and either accepted as a necessary part of conducting business or actively managed to prevent or reduce the severity of disruptions or impacts to objectives. Appropriate and timely involvement of stakeholders ensures that risk management remains relevant and contemporary, allowing stakeholders to be properly represented and have their views considered.

- **Dynamic**. Risk management at the City has been established to continually sense and respond to change. As internal and external events occur, the context and knowledge change, monitoring and review of risks take place, new risks emerge, some change and others disappear. Risk management at the City has been structured to deal with this in a proactive, iterative and responsive manner.

- **Based on the best available information**. The City ensures inputs into the management of risks are based on information sources such as experience, stakeholder feedback, observation, horizon scanning and expert judgement. The City endeavours to ensure sources used for risk-based decision making are the most contemporary and comprehensive international, national, state and local government-focussed materials available.

- **Continually taking human and cultural factors into account**. The City recognises the capabilities, perceptions and intentions of external stakeholders and internal personnel can facilitate or hinder the achievement of objectives, and these are considered in the City's approach to risk management through the language, documentation and processes that are used. The aim is always to use understandable and accessible language.

- **Continually improved**. Risk management is used at the City to continually help make more informed choices, better prioritise actions and distinguish when alternative courses of action are available. Incidents and learned lessons inform the strategies which are then employed to continually improve the RMF and risk management maturity.

2.2 Risk Management Policy

The City's Risk Management Policy (*Appendix 1*) sets out the commitments, and the enabling actions required to meet those commitments. It seeks to ensure that the City transparently meets its performance and conformance requirements in an accurate and timely manner.

2.3 Roles and Responsibilities

The specific roles and responsibilities in relation to risk management are outlined below:

Elected Members

- Are responsible for the identification and management of strategic and governance-related risks associated with the City
- Establish the expected risk management performance and conformance levels of the City, including the risk appetite and tolerance levels (*in consultation with the CEO*)
- Ensure the risk assessments adequately inform the strategic vision, key focus areas and activities of the City.

Audit & Risk Management Committee

- Provides assurance and advice to Council as to whether the RMF, principles and processes are being appropriately conducted.
- Ensure the content of the RMF and risk registers are contemporary and robust.
- Facilitates the oversight of audit recommendations, control improvements and risk treatments
- Meet the risk-related responsibilities set out in their Terms of Reference.

Chief Executive Officer (CEO)

- Is accountable to the Elected Members for the overall operations of the City, including the management of risk
- Sets the risk appetite and tolerance levels for the City and is responsible for identifying the emerging/strategic risks associated with the strategic direction (*in consultation with the Elected Members)*
- Ensures a credible RMF and risk assessments exist which comprehensively address the governance, strategic, operational and project risks of the City
- Establishes and ensure regular reviews of the RMF, including the risk register, incidents and lessons learned
- Continually monitors, reviews and advises on material risks to the City including through provision of a risk-based Internal and External program of review and assurance
- Is the custodian of the RMF, principles and process.

Executive Leadership Team Members & Managers

- Work collaboratively with the CEO to develop individual, functional and City-wide competence, capability and capacity in risk management
- Integrate risk management into day-to-day management activities.

Officers/Staff

- Constructively contribute and fully participate in risk management as required.

City of Fremantle Risk Management Framework

3. Integrated Risk Management

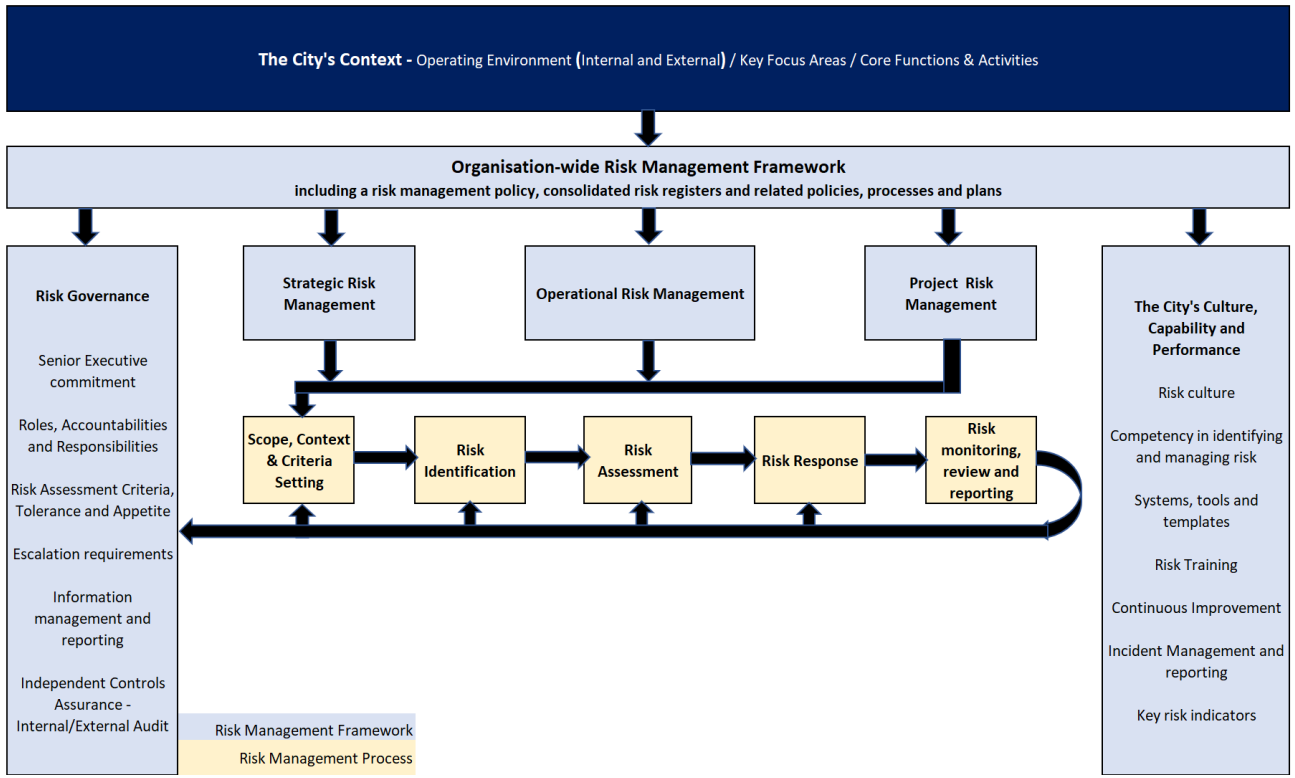

3.1 Strategic and Governance Risks

These risks relate to the ability of the City to achieve its key focus areas and outcomes. The focus on identifying strategic and governance-related risk is to consider:

- emerging or present threats or opportunities associated with uncertainties within the external environment
- emerging or present strengths or weaknesses associated with uncertainties within the internal environment
- the expectations and management of stakeholders and key interested parties
- issues of funding and sustainable funding models.

Risk Identification	Managing the risk	Ongoing Monitoring
Governance and Strategic Risks		
Proactive: Risks are identified and assessed by the Elected Members and CEO as part of the strategic planning and review process. Risks are also identified and assessed as part of any papers/business cases presented to Elected Members and associated committees. **Reactive:** Risks may be identified at any time in response to an internal or external event or situation. The CEO will add the risk to the risk register, as appropriate. The CEO has carriage of the Risk Register and is responsible for ensuring all existing and emerging risk information is relevant and up-to date.	Risk ownership, responsibility for the assurance of controls and implementation of actions are owned by the CEO. Actions may be assigned to Executive Leaders, Managers, other Officers/Staff as required and appropriate. Responsibilities and timeframes for actions are agreed and documented in the risk register and integrated into planning and reporting documentation (*e.g. The City's Corporate Business Plan*).	As a minimum, all governance-related and strategic risks are monitored and reviewed on a quarterly basis by the Elected Members. Any residually SIGNIFICANT OR EXTREME level strategic risks are reported to the Elected Members.

3.2 Operational Risks

The key risks associated with the successful delivery of activities and services are identified at the CEO and Executive Leadership Team level. These are also articulated, assessed, monitored and reviewed in accordance with the defined risk management process and captured in the Risk Register.

Risk Identification	Managing the risk	Ongoing Monitoring
Operational Risks		
Proactive: Risks are identified and assessed as part of Planning/Review processes and the Executive Leadership Team and Management meetings. Risk is also identified as part of all options papers/business cases requiring material decisions. **Reactive:** Risks may be identified at any time in response to an internal or external event or situation. The CEO has responsibility for ensuring that the Operational risks on the Risk Register are kept up to date.	Risk ownership is allocated to the CEO, the Board / Audit & Risk Management Committee as required. Control ownership is allocated to the relevant Officer. Responsibilities and timeframes for actions are agreed and documented in the risk register.	All operational risks are reviewed and updated for quarterly monitoring at regular Executive Leadership and Management meetings. Risks are reported in line with the defined reporting mechanisms.

3.3 Project Risks

The management of project risks is carried out in accordance with any associated Project Management Framework (PMF) in use but, as with all risks, project related risk are identified, assessed, managed and reported in accordance with the process documented in this RMF and each project will be separately identified (and split out as necessary) in the risk register. The degree of risk management effort and level of risk information captured is commensurate with the size, complexity and inherent risk profile of the project.

Risk Identification	Managing the risk	Ongoing Monitoring
Project Risks		
Proactive: Risks are identified and assessed as part of all Project Planning/Review processes and the City's Project Management meetings. Risks are also identified as part of all project-related options papers or business cases requiring material decisions. **Reactive:** Risks may be identified at any time in response to an internal or external event or situation. The CEO and/or nominated Risk Owner will ensure that the risk is added to the risk register, as appropriate.	Risk ownership is allocated to the CEO or a Project Director, Executive Leader, Manager or Officer by the CEO. Responsibility for controls and action are allocated to the relevant project team member. Responsibilities and timeframes for actions are agreed and documented in the risk register.	Project risks are monitored, reviewed and updated by the risk owners. Risks are reported to the CEO, Board or in accordance with the specific Project Governance Framework.

4. Risk Management Process

The risk management process is typically defined as "t*he systematic application of management policies, procedures and practices to the activities of communicating and consulting, establishing the context, identifying, analysing, evaluating, treating, monitoring and reviewing risk*". The process aligns with the AS ISO 31000: 2018 Standard (the R*isk Management Standard*), and is as follows:

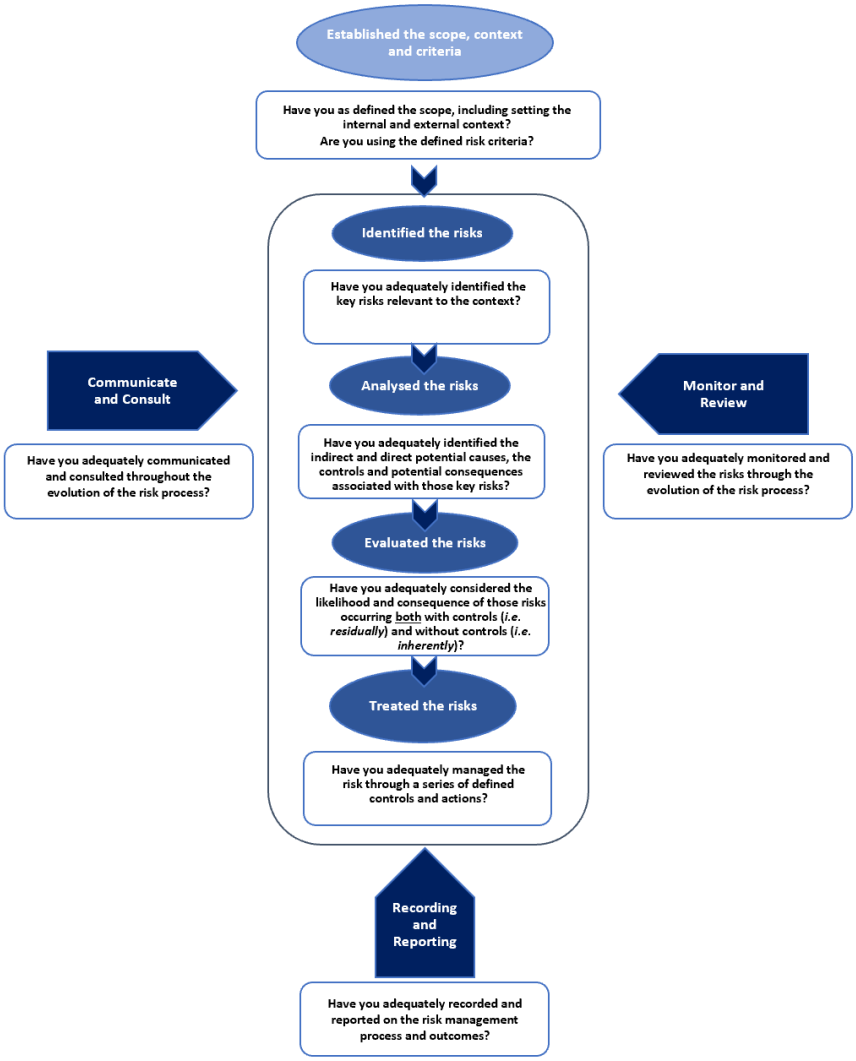

The above is more fully explained in Appendix 4.

5. Capability & Support

5.1 Resources

The City acknowledges the need to allocate appropriate resources for risk management. This includes consideration and planning for the following:

- Recruitment of the CEO, Executive Leaders, Managers, Officers and staff
- Within role descriptions and performance management to include assessment of risk management skills, experience and competence relevant to their role
- Training of the Elected Members, CEO, Executive Leaders, Managers, Officers and staff in risk management relevant to their role; and
- Tools to be used for managing risk, including the use of electronic information and knowledge management systems.

5.2 Management of risk information

The City recognises risk information needs to be accessible, practical and compliant with relevant information management legislation and guidelines. A simple excel workbook is used to ensure:

- Consistent application of the risk management process and terminology
- Ease of reporting
- Greater visibility over risk and actions, and
- Improved accountability.

5.3 Support

The CEO ensures that there is the necessary support to identify, manage and report on key risks to the City, and sources external support on an '*as needs*' basis and as part of the established outsourced model.

5.4 Monitoring and communication of the RMF

The performance of the RMF is monitored by the Audit and Risk Management Committee and improvement recommendations made as required. The RMF, and any subsequent modifications, are communicated to the City's interested parties/stakeholders as required personnel. Appendix 5 includes an annual 'Schedule of Activities'.

Appendix 1: Risk Management Policy

The City of Fremantle is committed to ensuring that all planning and delivery is conducted in a manner that effectively mitigates and manages risk and allows opportunities to be realised. To ensure this approach is adopted and embedded within the City, the principles, framework and process outlined in AS ISO 31000: 2018 (*i.e. the Risk Management Standard*) are applied, and alignment is sought with Local Government-based risk management requirements.

The main objectives for the City are as follows:

- To give greater visibility and transparency of risks to relevant interested parties
- To ensure that all the risks identified are within the stated appetite and tolerance of the Elected Members and Executive
- To ensure the ongoing, unimpeded capacity of the City to fulfil its vision, mission, strategic objectives and activities
- To protect the community that the City serves, our staff and other key stakeholders and interested parties, from adverse incidents, to reduce exposure to loss and to mitigate and manage losses should they occur
- To ensure that all individuals, interested parties and stakeholders are made aware of the need to identify and manage risk and to promote a culture of participation in that process, and
- To ensure compliance with statutory requirements and alignment with relevant standards.

The enabling actions to allow these objectives to be realised include:

- Committing to common risk principles that are reviewed and renewed periodically
- Identifying, assessing and managing risks with reference to the City's risk appetite and tolerance
- Embedding simple, flexible, meaningful and prudent risk management practices within existing procedures, practices, delegations of responsibility and accountability
- Ensuring risk management practices and processes are implemented in a way that facilitates continuous improvement in decision making, and evidence performance improvement outcomes
- Recognising risk management as an integral part of good corporate governance and management practice through a commitment to deliver risk-related education, training and continuing professional development, and
- Evidencing that the management of risk is embedded in the City's planning, reporting, decision making and management practices to the extent that risk management becomes an obvious and inextricable component of operations.

City of Fremantle Risk Management Framework

This Policy applies to the whole of the City including the Elected Members, Executive Leaders, Management, Officers, Contractors and interested parties/stakeholders who are expected to act in accordance with the objectives of the Policy.

The CEO, supported by the Audit & Risk Management Committee, has the overall responsibility for the implementation of this Policy.

Appendix 2: Common Risk Definitions & Terms

ALARP - 'As Low As Reasonably Practicable' - The concept of weighing up a risk against the trouble, time and money needed to control it.

Business Continuity Management (BCM) and ***Business Continuity Plan (BCP) -*** BCM is a process that allows the City to recover from an event that significantly disrupts activities. A BCP is the principal output of the BCM process. A BCP is, in effect, a control for certain risks the consequences of which could disrupt core functions.

Causes - *The multiple factors, either direct or indirect, that may give rise to a risk / risk event.*

Consequences - The multiple impacts or outcomes of a risk / risk event occurring.

Consequence Categories - These are key impact areas, which if affected because of a particular risk event, could have a significant impact on the ability of the City to deliver outcomes.

Consequence Rating - The level of impact from the risk occurring in any given consequence category, ranging from 1-5.

Control - A procedure, system, activity or process that reduces the likelihood and/or consequences of a risk. A risk may have more than one control, and a control may address more than one risk.

Controls Rating - A qualitative, common-sense measure of the adequacy of controls in addressing a risk. There are three ratings given for the City controls (*i.e. 'Fully Effective', 'Adequate' and 'Inadequate or Unknown'*).

Controls Assurance - The process whereby control ratings are verified through a series of questions regarding their relevance and effectiveness.

Critical Success Factor (CSF) - A factor which is essential for the successful performance of a key activity.

Impact Range - A measurement of how widespread the consequences of a risk may be. This measurement can assist in the assessment of controls and the formulation of treatments.

Implementation or Action Plan - A plan created to establish how the Risk Management Process is to be implemented.

Key Activity - Any high-level activity or function that is instrumental to the City delivering required outcomes or performing its mission.

Key Dependency - Relationship with or reliance upon another party essential to delivering outcomes or services. Key dependencies can be within the City or external.

Likelihood - A measure of how likely it is that a certain consequence will eventuate, ranging from very unlikely to almost certain.

Likelihood rating - The likelihood of the risk occurring with the level of consequence identified, ranging from 1-5.

Level of Risk (LOR) - Determined by multiplying the consequence rating with the likelihood rating for risks.

Monitor - An ongoing process of surveillance of the internal and external environments to ensure that risks continue to be effectively and appropriately managed.

Operational (Context) - Deals with Operational Risks: those risks associated with normal, ongoing operations and activities.

Opportunity - An occasion or situation in which it is made possible to do something that you want or must do.

Predicted Control Rating - An assessment of how the controls would rate following the implementation of the proposed TAP.

Predicted LOR - The predicted level of risk following the implementation of the proposed TAP. Proposed by multiplying the predicted consequence and predicted likelihood ratings. See comments under 'Level of Risk (LOR)'.

Project (Context) - Deals with Project Risks: those risks associated with defined projects and other discreet undertakings.

Residual Risk - The risk that remains after controls are considered (*i.e. risk level after controls*).

Review - Periodic assessment of a specific aspect of the Risk Management Process or a particular group of risks to determine if there have been gradual changes over time.

Risk (or Risk Event) - (from AS ISO 31000:2018) 'the effect of uncertainty on objectives'.

Risk Acceptance Criteria - Specific standards that delineate under what conditions risks of a certain level can be accepted. The higher the risk rating, the higher the standard of controls, monitoring, and ownership required.

Risk Assessment - A step in the risk management process which involves assigning values (Risk Ratings) to individual risks and deciding how to manage them.

Risk Analysis - A process that assigns a Risk Rating to each risk by evaluating the effectiveness of existing controls and assigning values for Likelihood and Consequences for various scenarios.

Risk Register - A means of recording, monitoring and reporting on risks, controls and risk treatment plans.

Risk Evaluation - A decision-making process which evaluates the Risk Rating against the Risk Assessment Criteria.

Risk Categories - The categorisation of risks within the City by type, are often based on source of risk.

Risk Decision - The decision made after risk evaluation, balancing risk and reward.

Risk Identification - 'Critical Success Factors' and key dependencies are used to identify risks.

Risk Management - The practice of systematically identifying, understanding, and managing the risks encountered by the City.

Risk Owner - The person specifically assigned to manage the risk, including monitoring the risk, its controls and any treatments that are implemented.

Risk Ranking - A ranking of the level of risk compared to the City's '*Risk Acceptance Criteria Table'.* Ranks are labelled as 'low', 'moderate', 'significant' or 'High'. This allows the risk owner to determine required action to be undertaken to enable acceptance of the given risk.

Risk Rating (or Level of Risk) - The value assigned to the risk which represents the product of 'consequences' and 'likelihood'.

Risk Reference Tables - The collective term used for the various risk measurement and evaluation tools.

Risk Tolerance - The degree of risk that the City is willing to accept to achieve objectives.

Strategic (Context) - Deals with Strategic Risks: risks which concern the City as a whole and are associated with long term objectives. It is conducted as an integral part of the strategic planning process.

Treatment and ***Treatment Action Plan (TAP) -*** A treatment is measure that is designed and implemented to further reduce the consequences and/or likelihood of a risk. Once a treatment is fully implemented and effective (*i.e. 'in place'*), it will become a Control. A TAP is the plan formulated for the selected treatments to ensure they are fully and properly implemented. TAPs should identify owners, participants, resources, schedule, and Performance Indicators.

Appendix 3: Risk Assessment Criteria & Risk Appetite Statement

MEASURES OF (POSITIVE OR NEGATIVE) CONSEQUENCE OR IMPACT

LEVEL	RANK	PEOPLE (P)	FINANCIAL[3] (F)	STAKEHOLDERS & REPUTATION (S&R)	PERFORMANCE (P)	LEGAL & COMPLIANCE (L&C)	COMMUNITY/ SOCIAL (C/S)	ENVIRONMENTAL/ HERITAGE (E/H)	COMMERCIAL/ ECONOMIC[4] (C/E)
1	**Insignificant Downside**	(Physical / mental) injury requiring first aid but no expected adverse physical / psychological / mental impacts.	<$10,000	Isolated individual's issue-based complaint and no media coverage.	Inability to operate / provide services for < day and/or service delivery impacts managed through normal business practices.	Breach of process/procedures with no noticeable adverse operational, regulatory or statutory impacts.	Low localised event with no broader social / community impacts.	Low localised event with no broader environmental or heritage impacts.	Decline of economic activity and/or loss of value < 1% dispersed across the City.
2	**Minor Downside**	(Physical / mental) injury requiring medical treatment, or 'Restricted Work Injury' <10 days.	$10,000-$250,000	Local stakeholder impacts or issue-based concerns.	Inability to operate / provide services for 1 – 3 days and/or impact requires additional effort or response or redirection of resources to respond.	Some temporary non-compliances, audit or regulator findings.	Event impacts on ability to meet local social / community expectations.	delay impacting on ability to meet environmental and/or heritage expectations.	Decline of economic activity and/or loss of value 1 – 10% dispersed across City.
3	**Moderate Downside**	(Physical / mental) Lost Time Injury (LTI) > 1 day requiring medical treatment, or Restricted Work Injury > 10 days.	$250,000-$1m	Stakeholder impacts and concerns publicly expressed with reduced organisational confidence in the City.	Inability to operate / provide services for 3 – 7 days and/or impact requires short term significant additional resources to respond.	Short term non-compliance but with significant requirements imposed and / or significant internal audit findings.	Community backlash / rejection by multiple community groups.	Short term but recoverable environmental degradation. Significant but rectifiable damage to valued heritage asset.	Decline of economic activity and/or loss of value 10 – 25% dispersed across City.
4	**Major Downside**	Permanent injury, disability and/or health impact (*including serious psychological / mental injury requiring long term professional medical treatment, counselling or intervention*).	$1m - $4m	Considerable and prolonged key stakeholder impact and dissatisfaction publicly expressed / Criticism and loss of confidence and trust by multiple stakeholders with the City integrity in question. Significant, sustained adverse social and print media attention.	Inability to operate / provide critical services for 7 – 14 days and/or impact requires long term significant additional resources to respond.	Non-compliance results in prohibition of services or imposed penalties / suspension of local government / significant external audit or regulator investigations and / or intervention and litigation.	Negative societal impacts to the detriment of most community groups within the City.	Severe damage, loss or impairment (> 1 year to remediate or recover) of a significant ecosystem / threatened species (*flora and/or fauna*). Large scale damage or partial loss requiring long term remediation of a valued heritage asset.	Decline of economic activity and/or loss of value 25 – 50% dispersed across City. **AND/OR** Reduction and loss of key commercial sectors in the City.
5	**Critical Downside**	Death(s) or permanent injuries, disabilities and/or health impacts (*including permanent or long-term psychological/mental damage requiring extensive remedial intervention*).	>$4m	Significant adverse key stakeholder impacts and condemnation / Consistent ongoing loss of confidence and trust in the City's capabilities and intentions. Widespread, negative, sustained social and media with potential dismissal of Council, Elected Members and/or key Executives.	Inability to operate / provide critical services > 14 days and/or the impact cannot be managed within the City's existing or accessible, additional resources.	Non-compliance results in criminal charges / removal of Executive / Elected Members / class action litigation / long-term remediation and/or disqualification from providing services.	Irreversible negative societal impacts to the detriment of all community groups within the City.	Permanent loss of significant ecosystem or threatened / vulnerable species (*flora and/or fauna*). Permanent, total and irreplaceable loss of national and internationally valued state heritage.	Decline of economic activity and/or loss of value > 50% **AND/OR** Permanent and complete loss and cessation of key commercial sectors in the City.

[3] Loss of revenue / unbudgeted incurred cost

[4] Based on notional relationship of 1% of rates = $400,000.

City of Fremantle Risk Management Framework

LEVEL	RANK	PEOPLE (P)	FINANCIAL GAIN / SAVING (F)	STAKEHOLDERS & REPUTATION (S&R)	PERFORMANCE (P)	LEGAL & COMPLIANCE (L&C)	COMMUNITY / SOCIAL (C/S)	ENVIRONMENTAL/ HERITAGE (E/H)	COMMERCIAL/ ECONOMIC (C/E)
1	**Insignificant Upside**	(Physical / mental) benefits to isolated individuals.	<$10,000	Isolated individual's positive feedback with no media coverage.	Normal business practices improved in the short term.	Isolated but noticeable improvements in (regulatory, statutory or contractual) process/procedural impacts.	Low localised improvements with broader social / community impacts.	Low localised improvements with broader positive environmental or heritage impacts.	Incline of economic activity and/or increase of value < 1% dispersed across the City.
2	**Minor Upside**	Minor (physical / mental) benefits to isolated functions within the City.	$10,000-$250,000	Local community positive feedback with positive local media coverage.	Improvements in the effectiveness and efficiency of multiple business practices in the short term.	Noticeable improvements in legal (regulatory, statutory or contractual) compliances.	Observable and short-term meetings of local social / community expectations.	Observable and short-term ability to meet environmental and/or heritage expectations.	Incline of economic activity and/or increase of value 1 – 10% dispersed across City.
3	**Moderate Upside**	Moderate (physical / mental) benefits to multiple functions within the City.	$250,000-$1m	Positive community impacts publicly expressed. Stakeholders publicly express increased organisational confidence in the City.	Short- or medium-term improvements in the effective and efficient delivery of critical services or programs. Successful delivery of one or more critical outcomes with limited need to allocate greater resources.	Multiple, noticeable improvements in legal (regulatory, statutory, contractual) impacts recognised publicly and professionally.	Observable, measurable and direct short to medium social / community improvements with support by multiple community groups.	Observable, measurable and direct short to medium term environmental and/or heritage expectations delivered in a timely manner.	Incline of economic activity and/or increase of value 10 – 25% dispersed across City.
4	**Major Upside**	Widespread (physical / mental benefits to the majority of functions within the City.	$1m -$4m	Considerable and prolonged positive key stakeholder impact and satisfaction publicly expressed / increased confidence and trust by multiple stakeholders with the City's integrity demonstrably strengthened. Significant, sustained positive social and print media attention.	Long term viability improved. Majority of critical outcomes achieved, or a single critical outcome achieved. Positive benefits do not require long term significant City resources to respond. Demonstrable evidence of better practice status.	'Beyond Compliance' approach and outcomes considered as the City meeting State-based 'Best in Sector'.	Tangible, measurable direct and indirect medium to long term social / community improvements with support by the majority of the City's community.	Tangible, measurable, direct and indirect medium to long term positive environmental / heritage impacts and benefits.	Incline of economic activity and/or increase of value 25 – 50% dispersed across City. AND/OR Increase and addition of key commercial/industrial sectors in the City.
5	**Compelling Upside**	Compelling and widespread (physical / mental) benefits to the entire City.	>$4m	Compelling, positive key stakeholder impacts and support / Consistent increasing confidence and trust in the City's capabilities and intentions. Widespread, positive, sustained social and media with improved credibility of Council/Elected Members and key Executives.	Long term viability certain. All services, programs and activities delivered effectively and efficiently. All required outcomes achieved. Compelling evidence of 'Best Practice' status.	Beyond Compliance' approach and outcomes considered as the City meeting national best practice.	Positive tangible and sustainable long-term City-wide impacts with positive benefits for social amenity to the vast majority of the City's community.	Positive tangible and sustainable long-term City-wide impacts with positive environmental / heritage benefits.	Incline of economic activity and/or increase of value > 50%. AND/OR Permanent development and maintenance of key commercial/industrial sectors in the City.

City of Fremantle Risk Management Framework

MEASURES OF LIKELIHOOD

LEVEL	DESCRIPTOR	DESCRIPTION	PROBABILITY
1	Rare	The event may occur only in exceptional circumstances.	<5%
2	Unlikely	The event could occur at some time.	5-25%
3	Possible	The event should occur at some time.	25-75%
4	Likely	The event will probably occur in most circumstances.	75-95%
5	Almost certain	The event is expected to occur in most circumstances.	>95%

EXISTING CONTROL ENVIRONMENT (FOR RISK OR OPPORTUNITY)

LEVEL	DESCRIPTOR	DESCRIPTION
E	Excellent	Controls are excellent, appropriate and fully effective. They operate to defined Australian Standards and the overall control environment provides assurance that the risk or opportunity is being managed. Control objectives are being fully met and no improvements to controls have been identified.
A	Adequate	The overall control environment is adequate, appropriate and effective. It provides reasonable assurance that the risk or opportunity is being managed. Certain controls may require improvement to ensure that the overall environment will continue to operate effectively.
I	Inadequate	Numerous specific controls weaknesses or gaps were noted. Overall control environment is not adequate or effective and fails to provide reasonable assurance that risks, and opportunities are being managed and control objectives are being met. The control environment needs improvement.

RISK MATRIX

Significant Positive Impact (5)	**Moderate (5)**	**Moderate (10)**	**Significant (15)**	**Compelling (20)**	**Compelling (25)**
Major Positive Impact (4)	**Moderate (4)**	**Moderate (8)**	**Significant (12)**	**Compelling (16)**	**Compelling (20)**
Moderate Positive Impact (3)	**Low (3)**	**Moderate (6)**	**Moderate (9)**	**Significant (12)**	**Significant (15)**
Minor Positive Impact (2)	**Low (2)**	**Moderate (4)**	**Moderate (6)**	**Moderate (8)**	**Moderate (10)**
Insignificant Positive Impact (1)	**Low (1)**	**Low (2)**	**Low (3)**	**Moderate (4)**	**Moderate (5)**
	Rare (1)	**Unlikely (2)**	**Possible (3)**	**Likely (4)**	**Almost Certain (5)**
Insignificant Negative Impact (1)	**Low (1)**	**Low (2)**	**Low (3)**	**Moderate (4)**	**Moderate (5)**
Minor Negative Impact (2)	**Low (2)**	**Moderate (4)**	**Moderate (6)**	**Moderate (8)**	**Moderate (10)**
Moderate Negative Impact (3)	**Low (3)**	**Moderate (6)**	**Moderate (9)**	**Significant (12)**	**Significant (15)**
Major Negative Impact (4)	**Moderate (4)**	**Moderate (8)**	**Significant (12)**	**Extreme (16)**	**Extreme (20)**
Critical Negative Impact (5)	**Moderate (5)**	**Moderate (10)**	**Significant (15)**	**Extreme (20)**	**Extreme (25)**

City of Fremantle Risk Management Framework

CRITERIA FOR MANAGING RISK

LEVEL OF DOWNSIDE / UPSIDE	CRITERIA FOR MANAGEMENT	REPORTING TO	WHO IS RESPONSIBLE
Compelling Upside	Vigorously pursue with excellent control environment (Subject to alignment with appetite)	Ongoing reporting to CEO & Relevant Committee	Executive Leadership Team
Significant Upside	Actively pursue with adequate control environment (Subject to alignment with appetite)	Monthly reporting to Executive Leadership Team Quarterly reporting to Relevant Committee	Executive Leadership Team
Moderate Upside	Static embrace of opportunity with adequate controls (Subject to alignment with appetite)	Quarterly reporting to Relevant Committee	Owner
Low Downside / Low Upside	Acceptable with adequate controls (subject to alignment with appetite)	Annual reporting to Relevant Committee	Owner
Moderate Downside	Acceptable with adequate controls (subject to alignment with appetite)	Quarterly reporting to Relevant Committee	Owner
Significant Downside	Requires excellent controls Refer to Senior Executive for acceptance decision	Monthly reporting to Executive Leadership Team Quarterly reporting to Relevant Committee.	Executive Leadership Team
Extreme Downside	Refer to Senior Executive for acceptance decision	Immediate and ongoing reporting to CEO & Relevant Committee	Executive Leadership Team

City of Fremantle Risk Management Framework

Risk Appetite Statement (RAS 2b)

The City of Fremantle (the City) has a '**vision**' which is articulated in its Strategic Community Plan (SCP)[5]. The plan envisages Fremantle as "a *destination city":*

- *A city that is clever and creative, inspiring and inclusive*
- *A city that welcomes and celebrates all people and cultures*
- *A city that encourages innovation, prosperity and achievement*
- *A compassionate city that cares for the wellbeing of our people and the environment we share*
- *A city that thrives on diversity, that dares to be different*."

To effectively work toward this vision, the City commits to the proper identification, analysis, assessment and treatment of risk through a robust risk management framework (RMF). This ensures all risks are effectively managed and controlled. To determine our risk appetite the following criteria has been applied:

ALARP	Risk is reduced to 'As Low As Reasonably Practicable'. There is no appetite for any breaches of controls or standards.
Low	Some appetite for low risks in this area however no appetite for substantive risks at any time.
Moderate	Moderate levels of risk are subject to there being a full understanding of the potential benefits and risks, the required authorisation is obtained, and the controls are adequate, in place and effective.
High	Higher levels of risk subject to there being a full understanding of the potential benefits and risks, the required authorisation is obtained, and the controls are excellent, fully in place and effective.

People

The City understands that across the activities and services delivered there are health and safety exposures present which need to be managed. For staff, these include mental health and physical hazards in the offices, depots, field and whilst home working. The City seeks to reduce the likelihood of negative people (i.e., health and safety) consequences to '**ALARP**'.

The safety and health of employees, contractors, consultants, partners, clients and third parties are paramount. The City has no tolerance for consent, connivance or neglect that jeopardises the health, safety or welfare of any stakeholders/interested parties.

[5] https://www.fremantle.wa.gov.au/strategic-community-plan-0

City of Fremantle Risk Management Framework

The City has an expectation of a '*precautionary*' approach being demonstrated supported by effective and auditable management systems to evidence management of health, safety and welfare-related risks. This approach is considered to apply both organisationally and in the wider realm of public safety.

Finance
The City recognises the ongoing balance to be struck between the levels of rates and the service provision offered to the ratepayers of Fremantle. The City will actively seek new revenue sources and will strive to be more efficient through innovation. Innovation, for example in the events that are delivered, places that are activated and infrastructure or amenities provided requires a level of failure and accompanying financial loss to be acknowledged and a level of downside risk to be acceptable. From a financial loss perspective, there is a '**low**' appetite.

Stakeholders & Reputation
The City recognises that the notion of being viewed by stakeholders as credible and relevant player relies on an ability to act collaboratively and take opportunities. However, effective collaboration with stakeholders also relies on the City managing expectations and pushing back against demands for '*unfunded*' service delivery where the City has the discretion to do so. From a stakeholder and reputation perspective, there is a '**moderate**' appetite.

Performance
The City is cognisant of the need to balance strategy against its capacity for execution. Principally, this is in striking the appropriate balance between new projects and existing operating activities and between the City's customer facing and back of house operations and resource allocation.

The City has an appetite to embrace any economies of scale or shared services which would benefit community representation and the service provision to that Fremantle community.

The City will only employ and work with competent and capable personnel and suppliers to apply better practice management methodologies and to deliver all the required outcomes expected. It is recognised that organisational characteristics and increasing expectations of '*innovation*' in the provision of services and activities requires the continued development by the City of relationships and partnerships with new entities and the development of new ways of working. From an organisational performance perspective, the City accepts a '**moderate**' appetite is required.

City of Fremantle Risk Management Framework

Legal & Compliance
From the perspective of compliance, the City will not tolerate fraud, corruption or acts or decisions that put the financial stability or reputation of the City at risk. As such, the City will not tolerate exceedance to expense limits, budgets or agreed expenditure and expects to have, as a minimum, adequate controls in place to manage all governance, risk and compliance-related challenges. the City will not tolerate misconduct, wilful breaches of confidentiality, unauthorised disclosure of sensitive and confidential data or a lack of transparency in our reporting to stakeholders. Any unforeseen errors or inaccuracies that might impact our stakeholders, compliance or reputation will be reduced to '**ALARP'**.

It is the expectation of the City that the individuals who work for it consistently and continually operate in an ethical, accountable and responsible manner over the long term. the City recognises that exhibiting its core values of excellence, trust, engagement and valuing people need to be married up with robust governance to ensure the City is conforming and performing to expectations. These are non-negotiables. In that context, the City has determined it has a '**low**' appetite for legal and compliance-related damage.

Community / Social
The City recognises the balance to be struck between meeting the community needs of the metropolitan and regional communities, and the pressure for infill growth with the retention of key historical sites. Whilst the City has an appetite for infill growth, the timing of the projects and the density of those projects could threaten Fremantle's unique identity and creativity. That unique identity of Fremantle means gentrification cannot come at the expense of diversity and inclusion. From a community / social perspective, the City accepts a '**moderate**' appetite is required.

Environmental / Heritage
The appetite of the City is to strike the optimum in balancing development with retention of Fremantle environment and heritage. The City has a '**low**' appetite for compromising the flora, fauna or heritage artifacts of the area which would impact environment / heritage.

Commercial / Economic
The City acknowledges the need to manage the number of visitors to Fremantle (e.g., doubling residents on any given day) whilst recognising their commercial and economic importance. There is an appetite for a larger population within the City for future sustainability, and to embrace the maintenance of a 'Port City' that leverages flag ship government projects (e.g., Westport). The City accepts a '**moderate**' appetite is required.

Appendix 4: Risk Management Process

Communication and consultation
Communication and consultation with external and internal stakeholders/interested parties is an essential and valuable part of the risk management process at the City. A collaborative approach is preferred as it provides the opportunity for different perspectives and expertise.

Establishing the context (including scope and criteria)
Prior to commencing risk management, the context for the activity is clearly specified. This includes defining:

- the purpose of the risk exercise and the expected outcomes;
- the scope, boundaries, assumptions and interrelationships;
- the environment, objective, strategy, activity, process, function, project, product, service or asset under consideration; and
- the risk assessment methodologies or approach.

Once this is determined, the essential personnel who need to be involved in the assessment are identified.

Risk identification
The context defined in the previous step is used as the starting point for identifying risks. A practical and effective approach to risk identification is to consider what is critical to the successful achievement of the objectives related to that particular context, and what are the potential opportunities or 'roadblocks' arising from areas of uncertainty (*e.g. assumptions, limitations, external factors, etc*). Included in this consideration are any internal or external events or situations which may give rise to a risk, and any risks identified through internal or third-party audits, assessments and reviews. Typically, risks are worded either with the use of '*critical success factors*' (CSFs) or through '*cause-event-consequence*' (CEC) statements:

1) CSFs. When considering an activity, consider what is critical that you get right about the activity (*e.g. with Elected Member reporting, it may be timeliness and accuracy*), and word the risk based on this critical activity (*e.g. failure to ensure timely and accurate Elected Member reporting*);

2) CECs. Consider the event that you are most concerned about (*e.g. timely reporting*), the principal potential cause (*e.g. Inadequate reporting systems*) and the principal potential consequence (*e.g. sub-optimal decision making*). These can then be constructed into a statement (*e.g. Inadequate systems cause untimely reporting leading to suboptimal decision making*).

Risk analysis and evaluation (assessment)
For each risk, possible causes of the risk eventuating are identified. Each risk may have one or more causal factors which can either directly or indirectly contribute to it occurring. Identifying the range of causes assists in understanding the risk, identifying the most appropriate controls, evaluating the adequacy of existing controls and designing effective risk treatments. This step also considers the potential consequences of the risk, including knock-on or cascading effects. Comparing the level of risk with the contents of the risk assessment criteria determines the acceptability of the risk. Risk analysis is undertaken with varying degrees of detail, depending on the risk, the purpose of the analysis, and the information, data and resources available. Analysis is qualitative, semi-quantitative or quantitative, or a combination of these, depending on the circumstances. Such techniques are comprehensively considered in 'ISO 31010: Risk Assessment Techniques', a companion to the Risk Management Standard. Risk analysis and evaluation involves identifying and evaluating any existing controls and analysing the risk in terms of consequences and likelihood, considering the effectiveness of the controls (i.e. 'Residual Risk').

Controls
Controls are the measures that are currently in place (*i.e. at the time of the risk assessment*), that materially reduce the consequences and/or likelihood of the risk. Controls are tangible, auditable and documented. A 'Hierarchy of Control' is applied which ensures the most effective controls are considered first (*e.g. eliminate entirely, substitute it, isolate it and engineer it out prior to relying on administrative controls*).

Level of Risk
The Level of Risk (LoR), or Risk Rating, is calculated by multiplying the consequence and likelihood ratings. For any risk, there may be several different consequence/ likelihood scenarios. Within each category there may be multiple scenarios ranging from 'minor but likely' to 'catastrophic but rare'.

The City rate what is the realistic worst-case scenario. In some instances, it may be appropriate to rate the same consequence category more than once.
Where there are multiple ratings for a risk, the highest combination of consequence/likelihood is taken as the LoR. The LoR is then compared to the defined risk criteria to assist the risk owner in determining whether a risk requires further treatment.

The City captures three different 'Levels of Risk' – Inherent risk (*i.e. before controls are applied*), Residual risk (*i.e. after controls are applied*) and 'Post-treatment' (*i.e. a prospective level of risk considering further treatments*).

Consequence
A risk that eventuates may impact the City to a greater or lesser extent across multiple areas. Consequences of the risk can be assessed across the relevant consequence categories, which are defined in the risk assessment criteria tables (see Appendix 3).

Likelihood
This describes how likely it is that a risk will eventuate with the defined consequences. Likelihood can be assessed in terms of terms of probability or frequency, depending on what is most appropriate for the risk under consideration. When you are rating the likelihood of a risk, ask "*How likely is it for this risk to occur, given the existing controls, to the level of consequence identified?*" (See Appendix 3)

Risk Acceptance/Treatment Decision
Once a risk has been analysed and evaluated, the risk owner makes an informed decision to do one of the following:

- Accept the risk – the opportunity outweighs the risk; the existing controls meet the criteria specified in the Risk Assessment Criteria and the risk is within the defined tolerance and appetite of the City;
- Avoid the risk – do not carry on with the activity that is associated with the risk;
- Treat the risk – reduce the consequence, likelihood or both and/or improve the controls rating by strengthening existing controls or developing new controls so that the risk can be accepted. Note: Any risks associated with health and safety are managed to a level which is "as low as reasonably practicable" (ALARP).
- Transfer the risk – reducing the financial impacts of insurable risk to the organisation through contracts *(e.g. of insurance*).

Risk-based decisions are made in line with the criteria outlined in the risk assessment criteria tables (Appendix 3).

Monitoring and review
Risk monitoring, review, reporting and recording are integral parts of the planning, management and oversight activities of the City. These are specified in 'Integrating Risk Management', Section 3 of this RMF.

City of Fremantle Risk Management Framework

Appendix 5: Schedule of Activities

The following are the City risk-management related activities over the year:

Month	Internal Activities	Notes	External Activities
January	Compliance Audit Return (CAR), including risk management attestation		
February			Community consultation for Strategic Development Plan, including consideration of public/community risk
March	Risk-based projects agreed as part of the Corporate Business Plan / Service Unit Plans Consideration of workforce allocation for risk management as part of Workforce Review. Consideration of budget for risk management-related items as part of budgeting process.		
April			
May	Risk responsibilities reviewed as part of the Delegations Review		
June	Review of CAR actions, including risk-based actions		
July			
August			
September			
October			
November	Establishment of Audit & Risk Management Committee	Following Elections	
December			Public provision of Annual Report, including risk management status.

CITY OF Fremantle

Council Policy

Enterprise Risk Management

fremantle.wa.gov.au

Table of Contents

Table of Contents 1

Policy Scope 2

Policy Statement 2

Objectives 3
Risk Management Principles 4
Commitment to Enterprise Risk Management (ERM) 5
Roles & Responsibilities 6
Compliance 7
Expected Outcomes of ERM 7
Limitations 7
Risk Appetite and Tolerance 8

Definitions and Abbreviations 11

Document Control 12

OFFICIAL

Enterprise Risk Management (ERM)

Policy Scope

This Policy was developed in the context of the *Local Government Act 1995* and applies to the activities, actions and decisions of the workforce, Elected Members, contractors, suppliers, and interested parties across all locations and places of business. This Policy recognises risk may have both positive and negative effects on objectives and supports risk management which adequately manages threats while enabling opportunities to be pursued.

All subsequent risk management frameworks, strategies, and applications must be consistent with this policy.

This Policy provides the context for the appropriate management of risk to ensure risk management contributes to the achievement of Council's vision and delivery of positive community outcomes.

Policy Statement

Council will always face uncertainty pursuing positive community outcomes. These activities are often complex and require extensive planning and resourcing to achieve and can expose Council to risk which must be managed at the enterprise level.

Council acknowledges a failure to manage risk could result in significant consequences for the organisation and the community and understands effective risk management is critical for protecting its workforce, public infrastructure, surrounding natural and cultural environments, as well as contributing to the integrity of the wider public sector.

Enterprise risk management (ERM) is a governance function which integrates risk management into the decisions and actions of the organisation. This integration improves risk competency, drives desired behaviour, and supports long-term sustainability objectives by ensuring risk is being managed where sustainability is essential.

While traditional risk management assesses risk in isolation, ERM addresses risk through an organisational lens, gaining an understanding of uncertainty within the context of organisational strategies and risk appetite. Aligning risk management to organisational performance drives informed risk-taking and enables Council to focus on the risks which matter.

Council recognises its ability to manage and govern risk effectively is contingent on the quality of the advice, information, and assurance received from the organisation. Therefore, Council does not practice enterprise risk management to eliminate risk entirely, but to provide a formal process for risk to be evaluated as part of the broader decision-making framework.

This Policy outlines Council's commitment to ensuring enterprise risk management remains central to its activities, and all risk management activities established to support this commitment incorporate the principles established in the *AS/ISO 31000:2018 risk management – guidelines* (Standard) as well as the organisational values of *integrity*, *inclusiveness*, *collaboration*, and *making a difference*.

OFFICIAL

Objectives

This Policy guides the following enterprise risk management objectives:

Objective	Description
Strengthen strategy and objective setting	Embed risk-informed decisions into strategic planning and ensure strategies and objectives are considered when managing risk
Inform organisational decisions	Promote informed decision-making through timely and accurate risk assessment and reporting processes
Enhance risk management	Enable risk to be identified early and managed at the appropriate level of authority, to ensure risks are prioritised and responses are adequate.
Drive ethical accountability	Support integrity frameworks by strengthening the control environment to ensure decisions are in the public interest and protect public resources
Protect assets and infrastructure	Support sound asset management by identifying risks impacting the condition, performance and value of physical and digital assets
Protect and create value	Reduce the cost of risk through consistent processes and limit exposure to potentially significant losses by identifying blind spots
Enhance business resilience	Provide the framework for managing disruption risk supporting continuity and recovery efforts during and following crisis
Support compliance	Establish enterprise-wide monitoring of compliance-based risks to assure Council its compliance with legislative, regulatory, and policy requirements
Integrate with business systems	Embed consistent risk management practices into current systems and infrastructure to support all business units and service areas
Promote a risk-aware culture	Role-model positive risk behaviours and openly discuss risk to encourage participation and improve workforce awareness and understanding

Risk Management Principles

The risk management principles provide the foundation for consistent, effective, and proportionate risk management and for how risk management is governed, applied, integrated, and managed by Council.

Principle	Description
Integrated	Council does not consider risk management as a stand-alone activity but an essential business enabler which must be embedded in strategic and operational planning and manages risk by aligning risk appetite to its values and expectations.
Customised	Council acknowledges risk management must meet the needs of its users to support risk-based decisions and the responsible management of public resources.
Dynamic	Risk management must be responsive to change and be continually reviewed and improved. Risks are monitored and updated to incorporate current information.
Inclusive	Risk is considered through an organisational lens requiring risk management to receive adequate and fair representation from all interested parties to be effective.
Structured & Comprehensive	Risk management must be consistent to produce reliable results for Council, the Executive Leadership Team, and broader workforce to base its decisions.
Best Available Information	Council will always endeavour to base its decisions on a variety of contemporary, comprehensive, and accurate risk information, and acknowledges the impacts of uncertainty and limitations may have on these decisions
Human & Cultural Factors	Enterprise risk management must be adopted by all users to be effective and must adequately balance the complexity of risk while remaining accessible to all users.
Continual Improvement	Risk management will be continually reviewed to remain effective and to ensure the control environment remains responsive to the dynamic environment.

OFFICIAL

Commitment to Enterprise Risk Management (ERM)

Council acknowledges effective ERM is designed *for* an organisation, rather than forced *upon* it, and therefore is committed to ensuring risk management remains central to its activities and decisions.

Commitment	Statement
Enterprise Risk Management	Council will embed risk management into strategic, operational, and project planning, activities and decisions, as well as its purpose and values.
Effective governance	Council will maintain adequate oversight and governance arrangements to ensure its enterprise risk management framework is implemented, managed, and maintained appropriately.
Accountable risk management	Council will promote enterprise risk management as a shared responsibility and will empower its workforce to make risk-based decisions and encourage accountable risk management practices.
Strategic planning	Council will integrate risk management systems into strategic planning and decision-making processes and will take into consideration all reasonably foreseeable risks and their impacts.
Application	Council will ensure risks are identified and managed consistent with its values, industry standards, risk appetites, and compliance requirements.
Business Resilience	Council will maintain and improve its emergency management capability and will continue to participate in prevention, preparedness, response and recovery activities to ensure it is adequately prepared and able to support the community during and following crisis.
Disruption	Council will ensure its essential services and functions can continue in a timely matter following significant disruption and will ensure all appropriate business continuity measures are developed.
Integrity control	Council is committed to enforcing a zero-tolerance policy for all unethical, dishonest, or unlawful behaviour, ensuring leaders and elected members model ethical conduct, appropriate levels of resourcing are maintained, and those who detect or report misconduct are not punished
Continual improvement	Council will utilise risk-based insights and risk information to review and improve risk processes and the broader control environment.

Roles & Responsibilities

Council promotes ERM as a shared responsibility through the assigned roles:

Role	Key Responsibilities
Council	Ensure enterprise risk management objectives are being addressed Approve the enterprise risk management policy and risk appetite statements Consider risk management issues in Council reports Ensure emergency management requirements are achieved Establish and maintain an *Audit, Risk, and Improvement Committee* (ARIC)
Audit, Risk & Improvement Committee (ARIC)	Satisfy its responsibilities adopted in the ARIC Terms of Reference Provide assurance and advice to Council to the management of risk Assess the adequacy of Councils enterprise risk management framework Oversee enterprise and emerging risks, and relevant audit recommendations Ensure the periodic review of risk management processes and objectives Oversee all relevant audit recommendations
Chief Executive Officer (CEO)	Establish risk management expectations and implement sound risk systems Support Council to fulfil its legislated responsibilities Advise Council on all risk matters, including risk appetite and risk tolerance Meet *Regulation 17 Local Government (Audit) Regulations 1996* requirements Identify, assess, and manage enterprise risks and emerging risks
Executive Leadership Team (ELT)	Support the CEO in setting risk appetite and tolerance Identify and manage essential services and functions (ESF) Develop, test, and review business continuity and crisis management plans Drive risk management culture and display behaviours of good governance Oversee and govern MLT, workforce, and contractor risk-taking behaviour
Management Leadership Team (MLT)	Identify, assess, control, treat, and monitor operational risks Comply with Council risk reporting and risk escalation processes Integrate risk management within respective operational teams and activities
Workforce & Contractors	Comply with Council's enterprise risk management policy and framework Contribute to and participate in sound risk management practices

OFFICIAL

Compliance

This Policy complies with the following applicable legislative and statutory requirements:

Legislation	Section	
Local Government Act 1995	Section 5.41(1)	**Functions of the CEO**. The CEO is responsible for managing the local governments administration and operations.
Local Government (Audit) Regulations 1996 (WA)	Section 17(1)	**CEO to review certain systems and procedures**. The CEO is to review the appropriateness and effectiveness of the systems in relation to risk management, internal control, and compliance.

Expected Outcomes of ERM

Council expects ERM to achieve the following outcomes:

	Expected Outcomes of Enterprise Risk Management
1	The consistent, timely and accurate assessment of risks that matter
2	Improved business resilience and protection of people, infrastructure, and assets
3	The identification of trends, concentration of risks, and improved forecasting of emerging risks
4	The faster identification of suspicious activities and reduced exposure to misconduct
5	Strengthened regulatory compliance and improved operational processes
6	Increased community trust

Limitations

Council acknowledges the following limitations of ERM and manages accordingly:

	Enterprise Risk Management Limitations
1	Risk management does not make Council decisions and is only an input to inform decisions
2	Risk management cannot predict all negative outcomes and is never a guarantee from harm
3	Risk assessments will not identify and eliminate every risk; we don't know what we don't know

Risk Appetite and Tolerance

Risk Appetite Statement

Council operates in complex and changing environments and understands it must balance its enterprise risk management objectives against the need to innovate, improve its services, and deliver long-term benefits to the community.

Council recognises different activities require different levels of risk-taking and accepts assuming some level of risk is often unavoidable. As a result, Council does not practice risk management to eliminate risk entirely, but to provide a formal process for risk to be evaluated as part of the broader decision-making framework and expects risk to be considered in organisational decisions and managed to a level that is appropriate to its potential consequences and benefits.

Council adopts a consistent **balanced approach** to risk and maintains a **medium risk appetite**

Adopting a medium risk appetite does not mean Council accepts all medium risks or that high risks cannot be accepted.

Accepted levels of risk are dependent on the nature of the activity, potential consequences and benefits, and any specific appetite for risk in a particular area.

Appetite	Activity	Description
Zero Tolerance	Safety	• Council has zero tolerance for poor safety standards, practices or behaviours that could result in harm to its workforce, contractors, volunteers, customers, service users or members of the public. • Council always expects effective safety controls to be maintained and will act accordingly where unacceptable risks are identified.
	Fraud and Corruption	• Council has zero tolerance for any type of fraud or corruption, or the deliberate misuse of public resources. • Council will maintain the appropriate prevention, detection, and response controls and will investigate all suspected misconduct in accordance with its legal obligations and integrity control plan.
	Legal & Regulatory	• Council has zero tolerance for any action or decision that could result in a significant breach of legislation, regulatory requirement, contractual obligation, or other mandatory requirement. • Council expects compliance obligations to be understood, controlled, managed and monitored.

OFFICIAL

Appetite	Activity	Description
Low	Disruption	• Council has a low appetite for risks that could cause significant or prolonged disruption to its essential services or functions (ESF). • Council will maintain the appropriate contingency arrangements and continuity capabilities to support operational resilience.
Medium	Investment	• Council is open to opportunities to invest in initiatives expected to provide lasting community benefits, improve efficiency, reduce operating costs; or strengthen Council's long-term resilience. • Council understands sustainability initiatives can contain high risks while generating long-term benefits which are often not financial, and accepts
	Service Improvement	• Council has a medium appetite for risk associated with improvement initiatives which support more efficient or effective ways of delivering services, improve customer outcomes, progress business intelligence objectives, or provide sustainable, long-term community benefit. • Council accepts improvement involves uncertainty, provided risks are understood and appropriately managed.
	Technology	• Council is open to considered risk-taking where technology improves operational efficiency, service delivery objectives, the customer experience, strengthens digital engagement, or provides business intelligence improvements. • Council always expects technology innovation to be supported by the appropriate governance, security, privacy and risk controls.
High	Strategic Initiatives	• Council takes a balanced approach to accept risks within strategic opportunities, infrastructure investment and major initiatives that can deliver significant long-term community benefits. • Council may accept higher levels of risk where the potential benefits justify the exposure, the risks are clearly understood, appropriate controls are in place, and the decision is within Council risk appetite.

Risk Tolerance

Effectively managing risk relies on the ability to determine which risks are acceptable, *and which are not*, when developing, managing, and delivering strategies and operational activities.

Risk appetite supports this objective by establishing the type and level of risk Council is willing and able to retain to achieve its objectives, enabling risk to be measured, assessed, and prioritised.

Council acknowledges effective risk management considers and balances risk with opportunity, and applies the following principles when setting risk appetite and tolerance:

	Principles of Risk Appetite
1	Risk cannot be fully eliminated
2	Accepting a level of uncertainty is both necessary and appropriate to achieving objectives
3	Identifying, assessing, and managing risk to acceptable levels is more beneficial than avoiding it

Risk appetite is important for effective risk governance, providing the context of risk which can be applied within decision-making frameworks. Council has established the following levels of risk appetite:

Appetite	Description
Zero	Council will avoid taking any risk.
Low	Council is cautious and accepts as little risk as reasonably possible (ALARP).
Medium	Council takes a balanced approach and is willing to accept a reasonable level of risk
High	Council is open to accepting a higher level of risk than normal

Council is willing to accept some tolerance where:

	Principles of Risk Acceptance
1	There is a clear strategic or community benefit
2	Risks are understood and controlled
3	Related decisions are transparent and informed

Definitions and Abbreviations

Term	Definition
Audit, Risk and Improvement Committee (ARIC)	Independent Committee of Council providing oversight and advice on matters of governance, risk management, financial sustainability, and continuous improvement.
ARIC Terms of Reference	Outlines how the Audit, Risk & Improvement Committee supports Council in fulfilling its risk and governance oversight responsibilities.
Business Resilience	The City's preparedness level to deal with uncertainty and absorb, respond to, navigate, and recover from, disruption caused by change, shock, and crisis.
Enterprise Risk	Risks caused by events or decisions which impact the ability of Council to achieve its long-term strategies and IPRF objectives.
Enterprise Risk Management (ERM)	A governance function which integrates risk management into the decisions and activities of the organisation resulting in a consistent, enterprise-approach to identifying, assessing, and managing risk, where all service areas follow the same framework.
Essential Services and Functions (ESF)	Core activities essential to the ability to continue operating, where ongoing disruption could have significant financial, safety, and reputational impacts.
Risk	The effect of uncertainty on objectives; positive, negative, or both.
Risk Appetite	The amount and type of risk Council is willing to accept or retain pursuing its IPRF objectives and corporate plans, guiding risk management processes
Risk Appetite Statements (RAS)	The collection of risk appetite statements informing organisational decisions
Risk Assessment	The process of identifying, analysing and evaluating risk.
Risk Management	The practice of systematically identifying, understanding, and managing risk.
Risk Management Principles	The characteristics of effective risk management established in the risk management standard which guide organisational risk management
Standard	*AS /ISO 31000:2018 Risk Management – Guidelines*

OFFICIAL

Document Control

Responsibility and review information	
Responsible Officer:	Manager Governance
Document adoption/approval details	Ordinary Council Meeting – 24 November 2021 -ARMC2111-2
Document amendment details	TBC
Next review date	(maximum of four years from last review)

CITY OF Fremantle

Enterprise Risk Management (ERM) Framework

2026–28

fremantle.wa.gov.au

OFFICIAL

Enterprise Risk Management (ERM) Framework 2026 – 28

Table of Contents

Enterprise Risk Management (ERM) 3
Elements of ERM 3
Key Terms 4
Approach 6
Context 6
Organisational Values 6
Governance 7
Governing Bodies 8
Governing Risk Documents 9
Operational Risk Documents 10
Reporting Guidelines 11
Assurance 15
The Three Lines 15
Roles & Responsibilities 16
Assurance Activities 18
Integration 19
Aligning Risk Management to Strategy 19
Risk Management System 20
Risk Profiles 20
Risk Categories 21
Consequence Categories 22
Elements 23
Opportunity Management 23
Application 25
The Risk Management Process 25
Scope, Context, Criteria 26
Risk Identification 27

Risk Analysis 28
Consequence and Likelihood 29
Velocity and Duration 31
Control Environment 33
Risk Ratings 34
Risk Evaluation 35
Risk Treatment 36
Recording & Reporting 37
Communication & Consultation 39
Monitoring and Review 39
Assessment Criteria 40
Heat Maps 40
Risk Ratings 41
Opportunity Ratings 41
Likelihood Ratings 42
Velocity Ratings 42
Duration Ratings 42
Appendix A – Master Glossary of Abbreviations 45
Appendix B – Master Glossary of Terms 47
Appendix C – Risk Category Examples 55
Appendix D – Essential Services & Functions 59
Document Control 60
Amendment Table 60

Enterprise Risk Management (ERM)

Enterprise risk management (ERM) is a governance function which integrates risk management into the decisions and activities of the organisation, improving risk competency and driving desired behaviour, both of which support the long-term sustainability of Council by ensuring risk is being managed where sustainability is essential.

Elements of ERM

ERM consists of strategies and applications which contribute to the effective management of risk by addressing risk collectively across key elements; risk governance, assurance, integration, and process.

These elements alone are not responsible for delivering enterprise risk management but exist to govern and guide effective process and provide a foundation for the organisation to define its risk management objectives, and how these objectives will be monitored and managed.

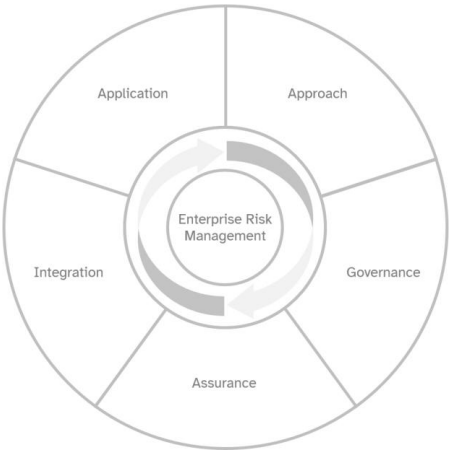

Elements of the enterprise risk management framework

Strengthening the understanding of uncertainty within the context of organisational strategies and risk appetite enables ERM to align risk management objectives to organisational performance, supporting informed risk-taking and enabling Council to focus on the risks which matter, driving accountable risk governance, minimising surprises, and ultimately reducing the level and consequence of risk.

This framework outlines the systems, structures, concepts, and processes (*applications*) which are embedded throughout the organisation to support Council's risk management policy objectives.

Key Terms

Term	Description
Cause	The factors, either direct or indirect, which give rise to a risk or risk event.
Consequence category	Prominent areas of the organisation which if impacted by a risk event could have a significant impact on the organisations ability to achieve an outcome.
Consequence rating	Assigned assessment rating where risk tolerance is applied to a consequence to provide a level of impact.
Control	The means to reducing the likelihood and/or consequences of a risk. A risk often has multiple controls, and a single control may address multiple risks.
Control rating	A qualitative measure of the adequacy of a control. Controls are rated either adequate or inadequate once tested or rated as unknown until tested.
Disruption	An event or events which impacts Councils ability to deliver one or more ESF.
Emerging risk	New, evolving, or increasingly significant event not yet understood which could impact strategies and objectives.
Enterprise risk	Risks caused by events or decisions which impact the ability of Council to achieve its long-term strategies and IPRF objectives.
Enterprise Risk Management (ERM)	A governance function which integrates risk management into the decisions and activities of the organisation resulting in a consistent, enterprise-approach to identifying, assessing, and managing risk, where all service areas follow the same framework.
Escalation	The process of reporting a risk or threat to a higher authority to ensure those responsible for managing the risk are informed quickly enabling a response.
Essential Services and Functions (ESF)	Core activities essential to continue operating and where ongoing disruption could have significant safety, wellbeing, financial, or reputational impacts.
Likelihood ratings	Assigned assessment rating measuring the estimated probability of a risk event materialising.
Operational risk	Failures in process, people, or systems disrupting workflows and performance.
Opportunity	Event, situation, or circumstance which provides a benefit or creates value.
Opportunity management	Strategic application which focuses on the benefits and potential upside of enterprise and emerging risks identified during the assessment process
Project risk	Risks relating to, or created by, Council projects.

Term	Description
Reportable event	A risk event which is required to be reported.
Resilience	The overall preparedness level to deal with uncertainty and absorb, respond to, navigate, and recover from disruption caused by change, shock, and crisis.
Responsible Officer (RO)	Person or persons assigned to manage a risk, monitor or assess controls, or assist implementing risk action plans, at the discretion of the risk owner.
Risk	The effect of uncertainty on objectives; positive, negative, or both.
Risk action plan (RAP)	Plans to treat the risks, implement further controls, improve current controls, or undertake other actions, to reduce or mitigate risk, to ensure ownership.
Risk appetite	The amount and type of risk Council is willing to accept or retain pursuing its IPRF objectives and corporate plans, guiding risk management processes
Risk Appetite Statements (RAS)	The collection of risk appetite statements informing organisational decisions
Risk assessment	The process of identifying, analysing and evaluating risk.
Risk category	The separation of risk by characteristic to understand and manage.
Risk criteria	Established set of reference which the significance of a risk is evaluated against. Developed from our strategies, objectives and context.
Risk event	The actual, specific occurrence of the risk materialising.
Risk owner	The person assigned to manage, control, and monitor the risk.
Risk principles	The characteristics of effective risk management established in the risk management standard which guide organisational risk management.
Risk profile	The aggregation of risks with similar characteristics or which relate to a particular service area, directorate, project, or event.
Risk rating	The value assigned to the risk represented by its consequence and likelihood which enables the risk owner to determine if further controls are required.
Risk register	Central risk information repository located in the risk system where related risks are recorded, analysed, evaluated, monitored, and reviewed.
Risk tolerance	The level of risk per individual risk the organisation is willing to accept.
Risk treatment	A measure designed and implemented to further reduce the consequences and/or likelihood of a risk, becoming a control once implemented.

OFFICIAL

Approach

ERM must be designed for an organisation rather than forced upon it.

The organisation acknowledges a failure to manage its risks could impact the community, cause financial loss, damage its reputation, or lead to other significant consequences.

By aligning risk management to the purpose, values and intentions of Council, ERM allows the workforce to better understand how and why risk decisions are made.

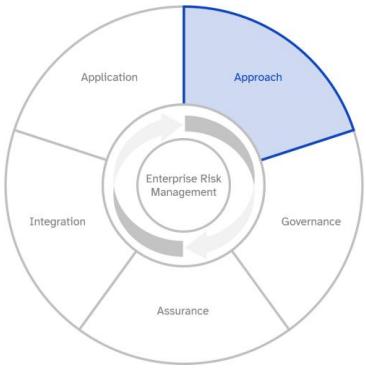

Context

The internal and external environments provide the context for ERM and fundamental for responsible risk management. Context informs the applications which drive accountable risk decisions and ensures the systems and processes are appropriate and support the purpose, vision, and objectives of Council.

Establishing the context for effective risk management is outlined on page 26.

Organisational Values

Values guide decisions, encourage desired behaviours, and influence how risk is viewed and managed.

Value	Application within ERM
Integrity	Risk appetites are clear, defined, communicated, and enforced
	Risk reporting is consistent and accurate, informing strategies, plans, and projects
Inclusiveness	Risk is not measured in isolation but considered through an organisational lens
	ERM is accessible to all user levels and risk decisions are logical and understood
Collaboration	Risk management is a shared responsibility
	Reporting risk is encouraged and without blame
Making a Difference	ERM protects the workforce, the community, and natural and cultural environments
	Risk management will support local innovation and sustainability initiatives

OFFICIAL

Governance

Risk governance refers to the systems and structures of leadership responsible for monitoring ERM, defining risk and how risk is identified, managed, and reported, and for ensuring the application of risk management is disciplined, controlled, and consistent.

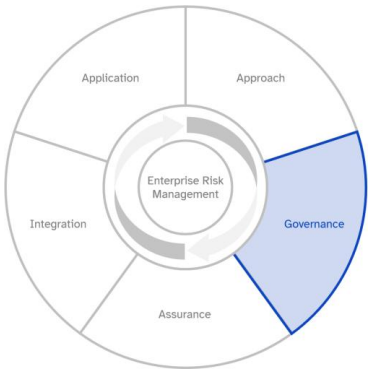

Governance Structure

Council manages risk within an appropriate governance structure which supports its oversight responsibilities and strengthens accountable risk management.

A clear governance structure defines the relationships between governing bodies, operational decision-makers, and the broader workforce, creating transparent lines of accountability and reporting, reducing role uncertainty, and providing some assurance enterprise risks are being managed appropriately and organisational decisions and actions are legal, compliant, and align to purpose, values, and policy.

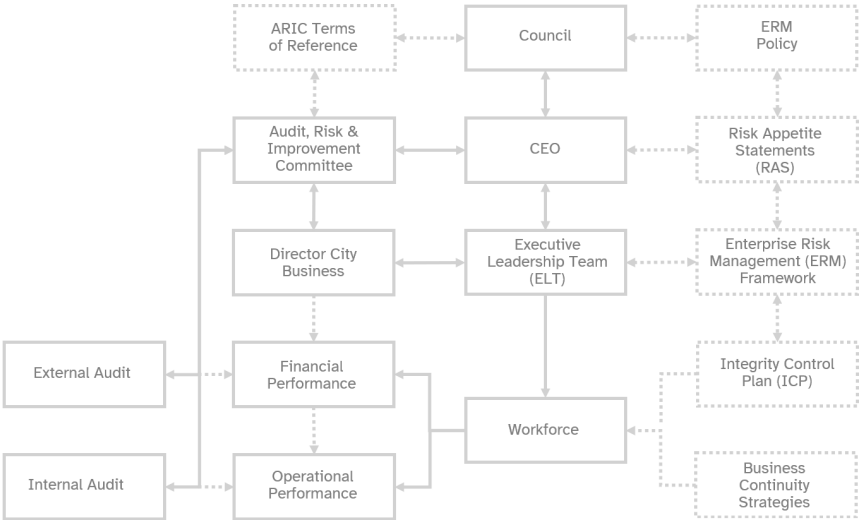

Risk governance structure supporting the oversight and management of risk and risk-based decision making

Governing Bodies

Governing Bodies are responsible for overseeing the development, implementation, monitoring, and improvement of enterprise risk management and are ultimately accountable for sound risk governance, which includes:

	Objectives
1	Setting the risk appetite of the organisation and ensuring the framework aligns to this appetite
2	Maintaining oversight of enterprise and emerging risks and seeking assurance risk is managed
3	Setting the standards for accountable risk management and ensuring these standards are met
4	Aligning risk management objectives to strategy setting and organisational performance
5	Ensuring enterprise risk management is disciplined, controlled, and consistent

Council

Council is responsible for setting the long-term direction and for developing the policies which determine the priorities, resourcing, and objectives of organisational strategies. Council is also responsible for setting risk appetite and for ensuring the framework outlines how the organisation applies risk appetite to ensure risk is managed appropriately and within the context of Council.

Council is ultimately responsible for ensuring its risk management policy objectives are achieved.

Audit, Risk & Improvement Committee (ARIC)

The Audit, Risk & Improvement Committee (ARIC) is a Committee of Council established to provide independent oversight and assurance, supporting Council to fulfill its risk management responsibilities by strengthening risk governance, driving accountable and transparent risk management through the application of this framework, and for monitoring the financial performance of Council and the integrity of its financial reports.

Governance

Governance is responsible for monitoring and improving enterprise risk management, providing specialist advice and resourcing which support risk management objectives, undertaking organisational risk assessments, and for overseeing the adequacy of the organisations risk management processes.

Governing Risk Documents

Governing risk documents provide the framework for how risk is governed, managed, and reported across the organisation. They establish the authority, accountability, and the roles and responsibilities required to support effective risk management and ensure a consistent and coordinated approach to managing risk, guiding decisions, promoting risk-informed practices, and supporting the achievement of organisational objectives while maintaining alignment with risk appetite and all compliance requirements.

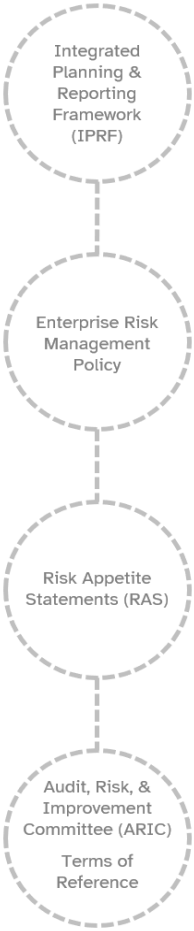

Integrated Planning & Reporting Framework (IPRF)

Led by the Strategic Community Plan (SCP), the IPRF connects and coordinates the strategic, operational, and financial planning activities of Council, and outlines how activities will be funded and managed, and how assets will be utilised. These strategies are complex and often the source of Councils enterprise risks.

Enterprise Risk Management (ERM) Policy

The ERM Policy outlines Councils commitment to risk management and its expectations of the organisation, ensuring risk management contributes to the achievement of its purpose, vision, and delivery of positive community outcomes. This policy is owned by Council and guides this framework.

Risk Appetite Statements (RAS)

Risk Appetite Statements provide the boundaries which guide decisions and priorities, inform services, strategies, and corporate plans, and ensure risk taking is deliberate and considered. Risk appetite represents the optimal balance between the expected benefits of achieving objectives, and the uncertainty Council is willing to accept pursuing them.

ARIC Terms of Reference

The ARIC Terms of Reference is an important document required under legislation which establishes the role, authority, and responsibilities of the Committee, and how risk is to be managed, assessed, and reported to support Council in effectively managing its risks.

Operational Risk Documents

Operational risk documents outline the systems, processes, procedures, and controls used by service areas to identify, assess, manage, and monitor day-to-day operational risks. Operational risk documents support the consistent management of risks across operational activities, helping to maintain service standards, ensure compliance with requirements, and achieve both service delivery and operational performance objectives, by providing practical guidance for managing risks at the operational level and supporting the effective implementation of the organisation's broader risk management framework.

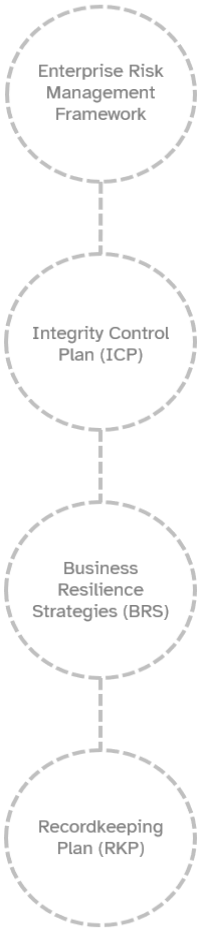

Enterprise Risk Management (ERM) Framework

The ERM framework outlines the structured and systematic approach the organisation identifies, analyses, evaluates, treats, controls, monitors, and reports risk, ensuring Council's risk policy objectives support the achievement of its strategies and objectives, supporting effective risk governance and demonstrating the existence of consistent and transparent risk management practice.

Integrity Control Plan (ICP)

The Integrity Control Plan (ICP) outlines the coordinated approach Council takes to prevent, detect, and respond to misconduct, and the protections afforded to disclosers. The ICP integrates governance, risk management, culture, and the control environment into a single plan designed specifically to address and combat fraud and corruption.

Business Resilience Strategies (BRS)

Business Resilience Strategies outlines the planning, preparation, response and recovery strategies developed to navigate disruption caused by change, shock, crisis, and emergency, to support a quick and safe recovery and the resumption and continuation of essential services and functions.

Recordkeeping Plan (RKP)

The Recordkeeping plan (RKP) outlines how Council creates, captures, stores, manages, retains, protects, and disposes of records, and is essential for supporting effective governance, legislative compliance, accountability and transparency, and evidence-based decision-making.

Reporting Guidelines

Risk reports are a critical governance function and are responsible for communicating risk information throughout the organisation, improving oversight, informing decisions, and supporting objectives.

Reporting Pathway

The reporting pathway refers to the flow of risk information from the operational levels of the organisation to decision-makers and governing bodies and is important for ensuring risk is addressed and actioned at the appropriate authority level. The below reporting pathway model illustrates how risk information moves vertically through the organisation.

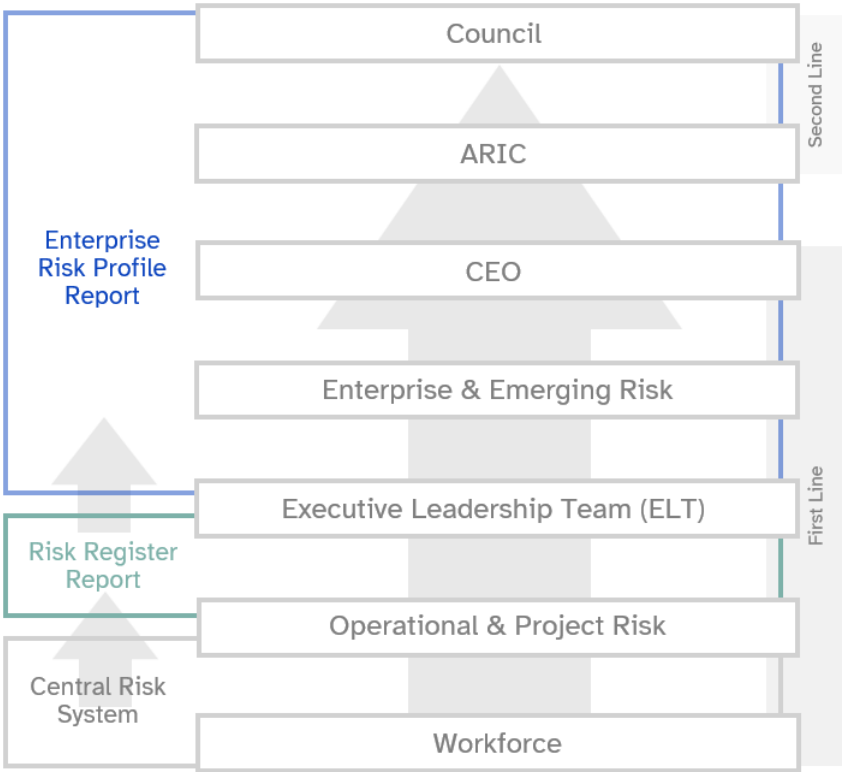

Risk governance model for reporting risk supporting risk-based decision making

OFFICIAL

Reporting Cycle

Reliable risk information is critical to effective risk management. Risk information must be generated through the approved risk management process and recorded, analysed and evaluated in the central risk management system to ensure accuracy and consistency

Existing controls and treatments must be considered throughout the assessment process to ensure risk ratings accurately reflect the actual level of risk exposure.

Following assessment, risk information must be reviewed by management and risk owners to confirm accuracy, completeness, and quality.

Risks are then aggregated into risk profiles that support the identification of enterprise risks, risk themes, emerging trends, and potential future risks.

Workflow of the risk reporting cycle

Risk Reports

Risk reports improve the visibility of the organisations significant enterprise and emerging risks, providing Council and its governing bodies with a strategic understanding of the risk landscape, supporting informed governance, accountable escalation and decision-making processes, effective resource allocation, and the proactive management of risk, minimising surprises and reducing the potential impacts and consequences of risk.

The following table outlines the minimum risk reporting requirements:

Report	Author	Audience	Purpose	Frequency
Enterprise Risk Profile Report	CEO	ARIC	Provide assurance to Council its enterprise and emerging risks are being managed	Quarterly
Risk Register Report	Manager Governance	ELT	Communicate operational and project risks throughout the organisation	Monthly

OFFICIAL

Enterprise Risk Profile Reports

Enterprise risk profile reports provide oversight and assurance to the second-and third lines on enterprise and emerging risks.

Reports must be approved by the CEO prior to submitting to the ARIC.

Author	Audience	Content Focus	Objectives
ELT	Council ARIC	**Enterprise risk profile** **Emerging risk profile** Escalated risks Breaches of risk appetite Strategies and objectives Impacted essential services and functions (ESF) Business resilience planning and preparation Improvement opportunities	Provide assurance to the second-and third lines on the following: • enterprise risks are appropriately monitored and managed • emerging risks are being considered • risk appetites are being applied • risks align to strategies and plans • audit findings and recommendations have been considered • improvement opportunities are being identified and justified

Aligning to the Three Lines Model

Body	Role	Responsibilities
Council	Receive	Ensure risk management objectives are being met Ensure emergency management requirements are achieved
ARIC	Monitor	Provide assurance and advice to Council to the effective management of risk Assess the adequacy of risk management applications Oversee the management of enterprise risks Ensure risk management competency is adequately resourced
CEO	Own	Support Council to fulfil its governance, and oversight responsibilities Advise Council on all risk matters, including risk appetite Establish risk management **expectations** and implement sound risk systems Identify, assess, and manage enterprise and emerging risks
ELT	Inform	Monitor, review and advise the second line on material risks Ensure adequate and true risk reporting to the **second line**

Risk Register Summary Reports

Summary Reports are responsible for communicating accurate and timely operational and project risk information throughout the organisation to ensure all relevant parties are informed.

Reports must be approved by Manager Governance prior to submitting to the ELT

Author	Audience	Content Focus	Objectives
Manager Governance	ELT	**Operational risk profile** **Project risk profile** **Directorate risk profiles** Event risks Interdependencies Risk trends and concentrations Process gaps Control environment	Communicate operational risks throughout the organisation to ensure: • risks are identified and managed • the control environment is effective • critical controls are resourced and risk action plans are implemented • escalation processes are followed • process gaps, interdependencies, trends, and concentrations of risk are evaluated and addressed

Aligning to the Three Lines Model

Body	Role	Responsibilities
ELT	Monitor	Monitor, review and advise the second line on material risks Ensure adequate and true risk reporting to the **second line** Establish risk management **expectations** and implement sound risk systems Drive risk management culture and display behaviours of good governance
MLT	Own	Identify, assess, treat, and monitor respective risks Escalate material risks to the ELT Oversee control improvements and risk action plans and treatments Drive risk management through their respective teams Integrate risk management into operational activities
Workforce	Inform	Identify, assess, treat, monitor, and escalate respective risks Drive acceptable risk culture and behaviours Support control improvements and risk action plans and treatments Participate in risk management processes

Assurance

Enterprise risk management cannot provide absolute certainty.

Council attains confidence in the design of the framework and the performance of the control environment through the various assurance functions and activities which validate the framework by providing the evidence risk management is being applied.

Assurance provides credibility to the framework, strengthening risk governance, and improving resilience.

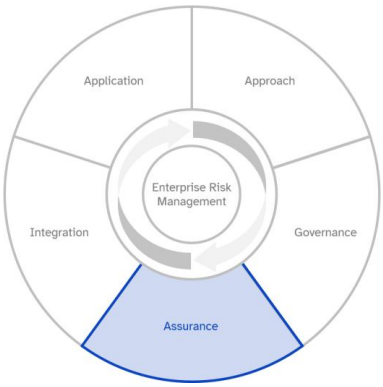

The Three Lines

The three lines assurance model outlines the roles and responsibilities for establishing and managing accountable risk management practices, supporting effective risk governance by putting leadership at the centre of enterprise risk management, separating risk ownership from those governing the process and from those providing independent assurance.

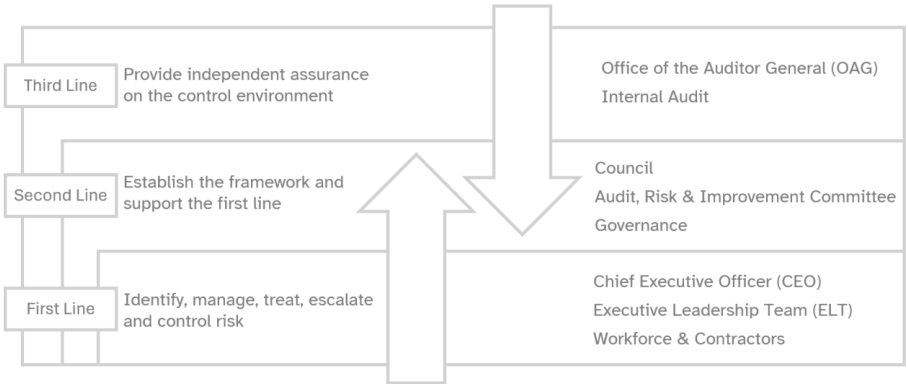

The three lines assurance model supporting effective risk governance and assurance

The three lines supports decisions and actions by enhancing transparency, improving the control environment, and reinforcing segregation of duties.

OFFICIAL

Roles & Responsibilities

The First Line

The first line owns risk and is responsible for identifying, assessing, treating, and monitoring risk.

Responsibilities	
1	Embedding risk management into business plans, service agreements, project and event planning
2	Maintaining the control environment and escalating risk to the second line as required

First Line	Key Responsibilities
Chief Executive Officer (CEO)	Establish risk management **expectations** and implement sound risk systems Support Council to fulfil its governance, and oversight responsibilities Advise Council on all risk matters, including risk appetite and risk tolerance Ensure reporting guidelines and escalation processes are effective Meet *Regulation 17 Local Government (Audit) Regulations 1996* requirements Identify, assess, and manage enterprise risks and emerging risks Lead the Crisis Management Team (CMT) during disruption
Executive Leadership Team (ELT)	Will be assigned **risk owners** in most circumstances Support the CEO in setting risk appetite and tolerance Monitor, review and advise the second line on all significant risks Undertake business impact analysis (BIA) ensuring all threats are considered Maintain business continuity and crisis management plans, understand roles Drive risk management culture and display behaviours of good governance
Management Leadership Team (MLT)	Will be assigned **control owners** of operational risks in most circumstances Identify, assess, treat, monitor, and escalate risk Drive acceptable risk culture and behaviours Integrate risk management into all activities Oversee control improvements and risk treatments
Workforce & Contractors	Support risk management practices, treatments and control improvements Participate in risk management processes and training as required

The Second Line

The second line does not own risk but is responsible for overseeing the achievement of risk management policy objectives. The effectiveness of the second line relies on the performance of the first line.

	Responsibilities
1	Establishing, maintaining and overseeing the application of the risk management framework
2	Supporting the first line to effectively manage risk
3	Ensuring Council is equipped to withstand and respond to uncertainty, crisis, and emergency

The effectiveness of the first line relies on the performance of the second line

Second Line	Key Responsibilities
Council	Ensure risk management objectives are being met Consider risk management issues in Council reports Approve the enterprise risk management policy and risk appetite statements Ensure emergency management requirements are achieved Establish and maintain an *Audit, Risk, and Improvement Committee* (ARIC)
Audit, Risk & Improvement Committee (ARIC)	**Sponsor of this document** Provide assurance and advice to Council to the management of risk Review annual financial statements Assess and periodically review the adequacy of risk management applications Oversee the management of enterprise risks Review external audit reports and oversee all relevant audit recommendations Satisfy its responsibilities adopted in the ARIC Terms of Reference Ensure risk management competency is adequately resourced
Governance	**Owner of this document** Develop and maintain an appropriate risk framework Manage and control the risk management system Periodically test business continuity and crisis management plans Deliver risk and governance-related education and training Manage Council Policy

OFFICIAL

The Third Line

The third line consists of internal and external audit functions operating independently, providing assurance to Council by reporting all findings and recommendations through the ARIC.

Responsibilities	
1	Provide assurance to Council the first two lines are effectively managing and governing risk
2	Audit of financial statements and the financial health of the organisation
3	Assessment of operational performance and effectiveness of the control environment,

Third Line	Key Responsibilities
Office of the Auditor General (OAG)	Ensure the integrity of the organisation's financial health by way of independent audit of annual financial statements Communicate independent and objective advice and assurance to Council on the effectiveness of risk governance and the control environment Report deficiencies and provide recommended solutions and treatments Provide guidance to Council through financial and performance audits
Internal Audit	Provide independent assurance on key functions Provide independent oversight of the first and second lines Review the appropriateness of the enterprise risk management framework

Assurance Activities

Council undertakes the following ERM assurance activities:

Activity	Objective
Compliance Audit Return (CAR)	Council completes an annual self-assessment required under regulation 14 of the *Local Government (Audit) Regulations 1996*
Risk Maturity Assessments	Council benchmarks the effectiveness of the framework against industry standards annually to inform the risk roadmap
Control Testing	Council tests the performance and adequacy of selected controls, guided by operational risk decisions and the internal and external audit functions

Integration

Integration is responsible for transitioning risk management from a compliance activity into a strategic governance function.

Embedding risk management into workflows, planning processes, policy development, project management, financial reporting, and business continuity provides Council with a reasonable level of assurance risk which could impact the performance, integrity, or reputation of the organisation is being managed.

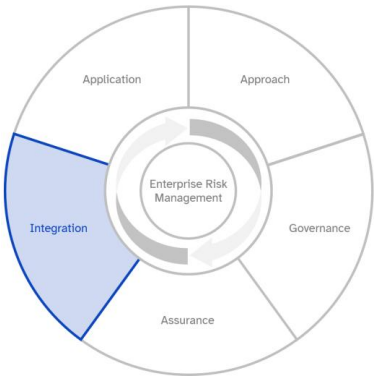

Aligning Risk Management to Strategy

Embedding risk management activities, actions, and processes into planning, governance, and decision-making frameworks supports the development and delivery of organisational objectives and priorities, informing strategies and the strategic performance and long-term vision of Council.

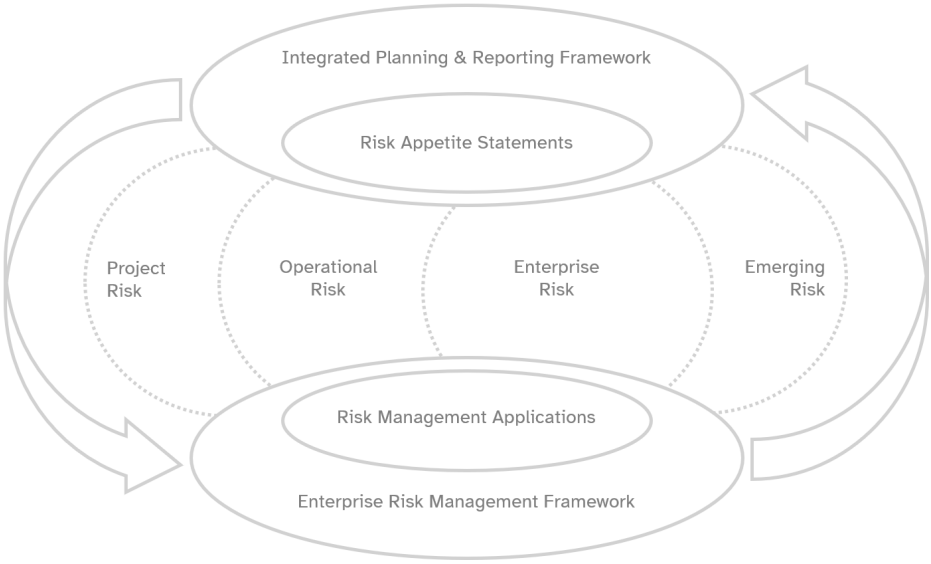

The integration model enabling enterprise risk management to inform strategies, objectives and decision-making frameworks

Integrating ERM also supports Council strategies by reducing uncertainty, improving decision-making, protecting public assets, and supporting the safe delivery of public services by:

	Outcome
1	Assisting in the identification of risks which could impact strategies and objectives
2	Supporting informed and risk-aware decisions at the decision-making level
3	Strengthening governance by establishing accountable and responsible risk management process
4	Ensuring risk appetite aligns with and supports strategies and objectives
5	Prioritising resources towards the most appropriate risks and opportunities

Risk Management System

The risk management system is central to ERM and the integration of risk management, providing a single source of truth where risk is captured, assessed, managed, monitored, escalated, and reported, supporting informed risk-decisions and providing the organisation with a greater degree of assurance its governance, risk, and compliance activities are being managed as effectively as possible.

Operationally, the risk management system is important for streamlining risk management processes; automating manual tasks, reducing administrative resources, removing unnecessary duplication and manual applications, and improving the end user experience.

Risk Profiles

Risk profiles are important for effective governance, consolidating and summarising large amounts of risk information to support timely, informed decision-making, helping the organisation understand the nature and level of risk, the potential consequences, effectiveness of the control environment, treatment actions, and resourcing requirements.

Organisational risk profiles are designed to:

	Objectives
1	Support organisational decision-making, accountability, and governance frameworks
2	Provide governing bodies with a clear understanding of the organisation's exposure to risk
3	Assist the organisation to anticipate, withstand, respond to, and recover from disruption.
4	Maintain community trust, confidence, and support in the ERM framework

Risk Categories

Classifying risk into categories of significance and characteristic allows for a deeper analysis and helps identify trends and concentrations of risk which may be a cause or consequence of something greater.

	Enterprise Risk	Emerging Risk	Operational Risk	Project Risk
Summary Description	Impact the entire organisation	Unknown or unclear significant events	Impact service areas and process	Impact project success
Origin	External events Strategic decisions	External events Governance failure	Process failures System failures	Project planning Contracts
Impacted Areas	IPRF objectives Public outcomes	Strategic planning Business continuity	Essential services and functions	Project delivery Financial
Identification	Strategic planning	Horizon scanning	Risk assessments	Project planning

Enterprise Risk

Enterprise risks impact the entire organisation and can lead to serious injury or death, significant financial loss, legal exposure, and reputational harm. While the effects may not often be immediate, they are usually extensive and require executive decision-making, governance, and leadership to manage.

Emerging Risk

Emerging risks are new or evolving risks which are often not understood or difficult to identify but have the capability and potential to significantly impact Council, arising from change, technology, disruption, or shifts in community expectations, and are often overlooked, or misunderstood.

Operational Risk

Operational risks arise from a failure in process, people, or systems, and impact performance or disrupt workflows by causing inefficiencies, failures, and frustration, and can escalate into enterprise risks if left unmanaged or if they impact essential services and functions.

Project Risk

Project risks impact the successful planning, execution and delivery of a project as well as contractors, investors, communities, and the organisation, and can result in significant reputational damage, legal exposure, financial losses, and the ability of Council to achieve its future strategies.

Consequence Categories

Consequence categories define the prominent areas of the organisation which could be affected by risk, providing a consistent framework for the organisation to assess and evaluate the severity of risk, and enable the assessment of risk to align with Council strategies and objectives, and community outcomes.

Consequence categories enable a single risk event to be assessed across multiple prominent areas of the organisation, providing a more accurate understanding of the risk, eliminating any unnecessary duplication and assisting in the development of controls and treatment plans and coordination of resources.

Category	Description	Purpose
Safety & Wellbeing	The extent to which a risk may result in fatality or physical or psychological injury, harm, or illness to our workforce, contractors, elected members, the community, or public	Focuses on impacts to human health and wellbeing
Financial Loss	The extent to which a risk may result in downward financial pressure or affect financial sustainability, including loss of revenue, cost overruns, reduced funding, fraud, or impairment.	Focuses on the cost of risk, uncertainty, and consequence
Operations	The extent to which a risk may result in inefficient systems or processes, impede organisational performance, or impact workforce productivity, morale, culture, and improvement	Focuses on Council's capability to operate safely and efficiently
Reputation	The extent to which a risk may result in damage to the integrity, credibility, public trust, or image of Council, affecting its relationships with its communities and commercial partners	Focuses on public perception and its opinion of Council
Legal & Compliance	The extent to which a risk may result in breach of legislation, regulation, standard, contractual obligation, license condition, or Council policy, resulting in litigation, penalty, or intervention	Focuses on impacts of non-compliance and breach
Service Disruption	The extent to which a risk may result in the disruption, delay, or reduction in the quality, availability, accessibility, or reliability of Council services and functions	Focuses on impacts of service failure on our service users
Social Impact	The extent to which a risk may result in adversely affecting the wellbeing, safety, equity, inclusion, connectedness, cohesion, or quality of life of people, communities, or vulnerable groups	Focuses on impacts on social wellbeing, cohesion, and access
Environment	The extent to which a risk may result in the loss, damage, or modification to the natural environment or heritage assets caused by, pollution, contamination, or commercial impacts	Focuses on impacts to heritage assets and the environment

Elements

Assessing risk against elements of the framework enables the organisation to identify any themes or trends related to the application of enterprise risk management which may assist in determining any gaps, deficiencies or weaknesses in the framework which may also assist in mitigating risk.

Element	Description	Assessment
Governance	Risks associated with the decisions, actions, inaction, or reporting of risk	Risk governance, oversight, or leadership
		Enterprise risk reporting
Assurance	Risks caused by unclear roles, process failure, or human error	Role or responsibility
		Effectively deliver service or function
	Risks associated with workforce behaviour and judgement	Misconduct (Fraud)
		Misconduct (Behaviour)
	Risks associated with the application and testing of controls	Assurance activities
		Control environment
Integration	Risks caused by the failure of risk appetite to inform the organisation	Integrating risk into processes or systems
		Aligning risk to strategy or objectives
Application	Risks associated with the application of the risk management process	Assessing and managing risk
		Escalating risk

Opportunity Management

Opportunities are the positive outcomes from risk events, disruption, change, circumstance, or emerging trends which have the potential to provide benefits, create value, improve performance, strengthen resilience, or positively influence Council strategies or objectives.

Opportunity management is a strategic element of enterprise risk management which focuses on identifying, assessing, and realising potential benefits associated with enterprise and emerging risks, technology, innovation, and change

Opportunity management supports informed decision-making and enables Council to capitalise on favourable conditions and opportunities that may advance organisational objectives.

OFFICIAL

The CEO is responsible for opportunity management and will ensure that opportunities are appropriately considered as part of strategic planning, risk management, and organisational decision-making.

Methodology

Applying the organisations risk management methodology in the assessment of opportunities allows the organisation to identify, assess, understand, and enhance any potential benefit that may arise from the risk event occurring.

Process	Tasks
Identification	• Identify potential or expected upside in the risk or occurrence of the risk event. • Identify how this upside would benefit the organisation or community.
Analysis	• Assess the potential or expected value to be created from the opportunity. • Assess the likelihood of the opportunity. • Assess all potential positive outcomes from the opportunity. • Determine the required resources. • Identify any restrictions, barriers to success, or key dependencies.
Evaluation	• Determine if the opportunity aligns with IPRF and other Council strategies. • Evaluate the opportunity against the appropriate risk appetites. • Determine if the benefits are worthy of risk tolerances being tested or breached. • Evaluate the opportunity against applicable criteria (financial). • Determine if the benefits outweigh the risks.
Treatment	• Determine if the opportunity, benefits, or likelihood of success can be enhanced. • Determine if barriers or bottlenecks could be removed or improved.
Communication & Consultation	• Ensure interested and impacted parties are engaged or informed of the process. • Gather a range of diverse perspectives and expertise.
Monitoring & Review	• Determine if expected benefits are being realised. • Monitor for changes in conditions which affect the benefits or outcomes.

OFFICIAL

Application

Understanding uncertainty equips the organisation with the information needed to appropriately manage risk and the events which trigger them, informing the decisions, actions, and activities which influence and guide how risk is prioritised and controlled.

This understanding supports effective risk governance, service continuity, legal and regulatory compliance, business resilience, and community confidence, and can only come from applying consistent and effective risk management processes.

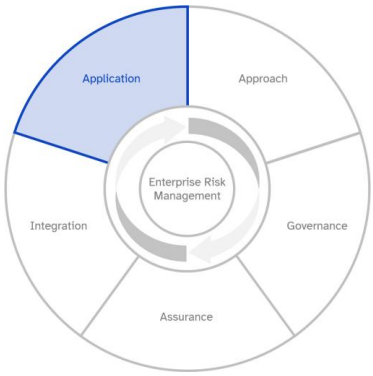

The Risk Management Process

The risk management process is the considered and structured approach taken by the organisation to capture, identify, analyse, evaluate, treat, monitor, and communicate risks which affect the organisation and its ability to successfully deliver its strategies and objectives, outlined below:

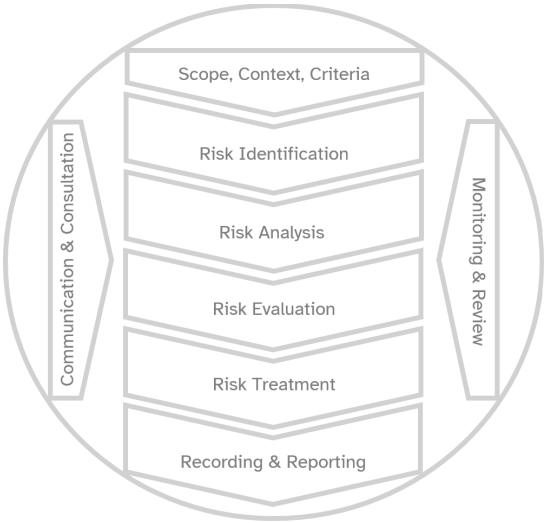

AS/ISO 31000:2018 Risk Management – Guidelines risk management process

The following steps are the **minimum requirements** for managing risk.

Scope, Context, Criteria

All risk should be assessed within the context of the object under consideration.

The scope, context and criteria provide the foundation for the risk management process and are collectively responsible for customising the risk assessment framework which will deliver accurate and reliable assessment outcomes.

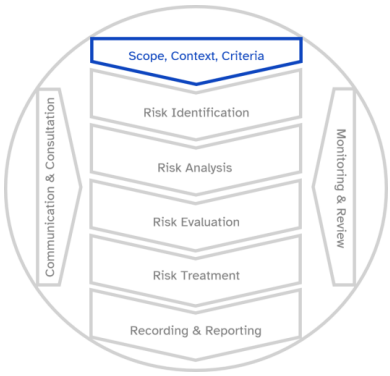

Scope

The scope establishes the boundaries for risk management by ensuring any uncertainty affecting the object are addressed, while uncertainty not impacting is avoided.

Scope	Description	Application
Object	The objective, strategy, activity, process, function, project, asset, or service.	A system risk assessment will differ from a project viability risk assessment
Purpose	Understand and articulate the purpose of the risk assessment. Why are we here?	Assessment outcomes will vary based on the object and type of process
Timeframe	Determine the time horizon of the object being assessed. Are the risks here now?	Short-, medium-, or long-term risks can impact differently
Knowledge	Determine what information you could use to support the assessment	Be mindful of biases or assumptions which could impact the process
People	Ensure all interested parties are involved or given the option to participate	Failing to get the right people could impact accuracy and even create risks

Context

Context refers to the organisations operating environments.

The internal context is the complex inner workings of the organisation, such as structure, hierarchy, norms and cultures, factors which it can exercise a significant level of control over.

As risk is defined as the effect of uncertainty on objectives, objectives sit at the top of this list.

The external context refers to the outside factors which influence strategies and objectives and which the organisation has little to no control over and often only able to react and respond to.

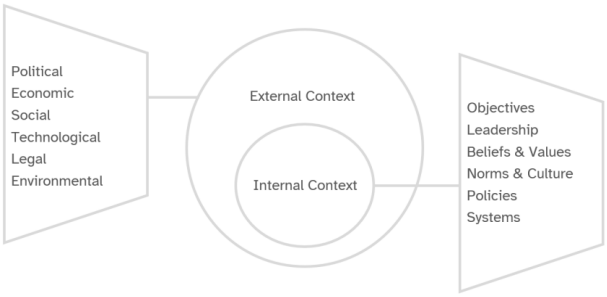

Elements of the External and Internal environments

Establishing the context ensures the organisation spends time on the right risks.

Criteria

Risk criteria enable the organisation to determine the significance of risk, how much exposure it is willing and able to accept, and guides the most appropriate treatments. Risk criteria reflect the values, culture, strategies and objectives, and available resources of the organisation.

Risk Identification

Risk identification is the process of finding, recognising, describing and documenting risks, events, situations, or circumstances which could impact the organisation.

The risk identification process provides the platform for the organisation to begin identifying sources of harm, uncertainty, and disruption, helping the organisation to understand its potential exposure to risk.

Users then tie these to what is critical to the success of the object under consideration.

Effective methods for identifying risks include:

Method	Description
Discovery Sessions	Discovery sessions are discussions to identify all possible risks and outcomes. Ideal when starting a new project or risk assessment. Simple but effective.
Rumsfeld matrix	Improves risk management decisions by separating knowledge from uncertainty. Effective for identifying emerging risks and continuity planning
SWOT Analysis	Using a SWOT Analysis (*Strength, Weakness, Opportunity, Threats*) on the strategy or objective under consideration helps identify risk and uncertainty.
Assumption Analysis	The IF-THEN method theoretically test assumptions for potential threats, as assumptions that fail to hold true may create future risks.
Scenario Analysis	Relevant stakeholders are provided with a set of various scenarios where they attempt to identify all risks, causes, likelihood, and consequences.

Users should consider what is critical about the activity under consideration, focus on the risk event rather than the consequence, and ensure all consequences directly relate to an objective or outcome.

Risk Analysis

Risk analysis involves investigating all potential causes and consequences of a risk event, the likelihood of the risk event occurring, and the areas of the organisation which are expected to be impacted.

For enterprise and emerging risks, the organisation may benefit from understanding the speed at which it could expect to feel the impacts of risk once a risk event is triggered, as well as the length of time the consequences are expected to persist.

This information enables the organisation to understand and properly evaluate the risk.

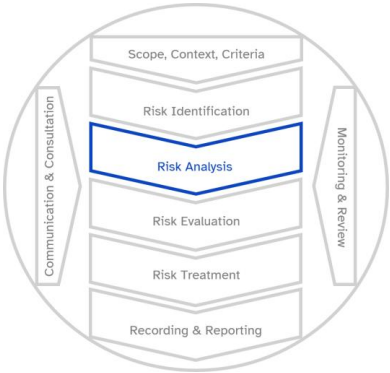

OFFICIAL

Framing a Risk

Framing a risk correctly is important for capturing the essence of the risk, the relationship to the risk, and how the organisation recognises, approaches, and treats the risk.

The CEC method a common and preferred method for framing risk:

Method	Examples
Cause	due to *ageing ICT infrastructure and limited ICT capital investment*
Risk Event	The organisation is at risk of *experiencing a prolonged system outage*
Consequence	resulting in *significant disruption, breach of compliance, and reputation harm*

Consequence and Likelihood

Consequence and likelihood are two risk assessment criteria used to establish the significance of a risk (Risk Rating = Consequence x Likelihood).

Consequence

Assessing the consequences against the consequence criteria enables the organisation to determine and understand the potential severity of impact and any residual effects of the risk events.

Category	Description
Safety & Wellbeing	Impacts to the health, safety, and wellbeing of people and the community
Financial Loss	Direct and indirect financial loss and downward economic pressures
Operations	Impacts to the performance of systems, processes, and workforce
Reputation	Negative opinion or perception to the image or credibility of Council
Legal & Compliance	Consequences due to the failure to act in accordance with law or regulation
Service Disruption	Failure to maintain continuity of an essential service or function
Social Impact	Impacts to community wellbeing, accessibility, equity, and quality of life
Environment	Loss, damage, or modification to the natural environment

Risks are then assigned one of the following consequence ratings once assessed, reflecting the most realistic, impactful worst-case scenario.

Consequence	General Definition
Extreme	Devastating impacts which could have sustained influence over Council decisions, strategies, and financial management objectives over the long-term
Severe	Serious and potentially harmful impacts which could influence Council decisions, actions, and financial management objectives if left unmanaged
Major	Some detrimental impacts not expected to impact Council but could have some short-to-medium term influence over the decisions and actions of the workforce
Moderate	Limited impacts which may have some short-term influence over the decisions and actions of the workforce
Minor	Minor impacts with little lasting effects which may cause some inconvenience to the workforce over the short-term

Likelihood

Likelihood refers to how likely a risk will eventuate, assessed in qualitative terms (*the event may occur*), frequency (*annual return period*), or estimated probability (*duration of project*). Likelihood is forward-looking and based on the best available information, therefore cannot be based on historical information or past incidents alone, but must consider the potential for future occurrence over defined timeframes (1, 3, 5, and 10 years)

As well as historical data, user should also include forecasts, expert judgement, assumptions, and future conditions when assessing likelihood. As there are often multiple consequences for a risk, likelihood is based *on the risk event occurring* and not on a particular consequence materialising.

Rating	General Definition
Almost Certain	The risk is expected in most current/known circumstances
Likely	The risk is expected in many current/known circumstances
Possible	The risk is expected in some current/known circumstances
Unlikely	The risk is expected in select current/known circumstances
Rare	The risk is not expected in any current/known circumstances

Velocity and Duration

Risk velocity and risk duration are particularly useful for assessing risk which need to be managed over longer timeframes and require higher levels of oversight, resourcing, investment, and structured control.

Risk Velocity

Risk velocity refers to the speed at which a risk can affect the organisation once a risk is triggered or a risk event materialises.

Understanding the velocity of a risk allows the organisation to prioritise its contingency and response planning, assists in the development of appropriate treatments and controls, and helps gain an understanding of the level of monitoring that may be required for a particular risk.

Description	Objective
The assessment of how quickly the effects of a risk event are expected to be felt by the organisation	Risk velocity outlines the estimated timeframe the organisation is likely to have, or need, to respond to, escalate, or control, a risk

Risks should be assessed and assigned one of the following velocity ratings:

Rating	Description	Timeframe
Immediate	The impacts are felt immediately, often with little to no warning	Minutes to Hours
Rapid	The impacts are felt quickly but detection is often possible	Days to Weeks
Gradual	The impacts are gradual with a reasonable timeframe to respond	Month to Years

Examples of risks which benefit by having their velocity assessed include:

Risk Type	Reason
ICT and Cyber	Can affect critical systems immediately with organisational-wide impacts
Emergency Management	Threat to life and assets which requires time-critical response strategies
Reputational Harm	Any event where a slow response would materially impact reputation

Risk Duration

Risk duration refers to the endurance of the effects of a risk, specifically how lasting the effects of the risk are expected to be if a risk event was triggered.

Understanding the duration of the impacts of a risk helps establish an expected recovery period which enables the organisation to plan and develop the appropriate treatment strategies.

Description	Objective
The assessment of how lasting the effects of a risk event is expected to be following a risk event	Risk duration outlines the expected recovery period following a risk event which assists the development of realistic response and recovery strategies and treatments

Risks should be assessed and assigned one of the following duration ratings:

Rating	Timeframe	Definition
Temporary	<3 months	The impacts are expected to persist for a limited time only, be resolved quickly, and have little ongoing financial impact
Persistent	< 24 months	The impacts will only remain over the near term, re-emerge, reoccur, or be felt periodically, and are only expected to impact a single budget cycle
Enduring	> 24 months	The impacts will be felt over an extended period, may not disappear entirely, affect purpose and strategy, and impact multiple budgets

Additional Guidance

Some further notes to consider when assessing risk:

	Description
1	Consequence must always be assessed first and take priority over all other assessment criteria
2	Risk management is often based on individual experience and opinion, not fact or evidence
3	Aim to achieve consensus when determining a rating, not absolute certainty
4	Ensure you implement any industry required or recommended risk management processes

Control Environment

Control Effectiveness

Controls are designed to minimise or eliminate risk to ensure activities operate as expected and are delivering expected outcomes every time. A control's effectiveness directly influences the likelihood or consequence of the risk, or both, therefore assessing control effectiveness helps determine if existing controls are operating as intended, and assists in identifying system or process gaps, breakdowns, failures, or weaknesses. The following table is designed to assist in the assessment of controls:

Assessment	Examples
Why does the control exist?	What is the control targeting and what mechanisms influence the risk. Does the control target a specific consequence or multiple consequences Is the control preventative, detective, or corrective
How does the control work?	What is required for the control to be effective and can it be bypassed Does the control target a particular process, step, or action Does the control rely on specific systems or mechanisms
How will you measure control effectiveness?	Can the control be observed, mapped, or tested Do results vary when performing, mapping or testing the control

Control Assessment Checklists

It is important to understand what elements of the control are being assessed when determining its effectiveness. The following assessment checklist should be referred to when assessing controls:

Control Assessment	Y/N	RAP#	Control Owner Comments
Process is documented			
Clear segregation of duties			
Control is monitored			
Clear approval processes			
Cybersecurity protections			
Documented review history			

Control Ratings

Once assessed, controls are assigned one of the following control ratings:

Control Rating	Description
Adequate	The control environment is providing reasonable assurance. Certain controls may need improvement.
Inadequate	The control environment currently fails to provide a reasonable level of assurance and needs improvement.
Pending	Controls require testing and are currently not rated. Critical risks cannot be assigned a pending control rating. High risks have 90 days to be tested.

Risk Ratings

Risk ratings are the assessed level of risk determined by calculating the **Consequence x Likelihood** of the risk, establishing the significance of a risk which enables the organisation to determine:

	Objective
1	If the assessed level of risk is acceptable in relation to risk appetite.
2	How urgently the risk needs to be addressed.
3	If current controls are adequate relative to the assessed level of risk.
4	The prioritisation of risks which require closer monitoring, further treatment, or escalating.
5	The appropriate allocation of resources and attention to a risk.

Council uses the following risk ratings:

Risk Rating	Description
Critical	Threats carrying significant and potentially catastrophic impacts.
High	Threats carrying potentially significant impacts.
Medium	Threats with non-critical impacts if managed appropriately.
Low	Threats when managed appropriately are not expected to impact the organisation.

Risk Evaluation

Risk evaluation enables the organisation to determine whether a risk is acceptable by assessing it against its risk appetite and tolerance levels, and by determining whether existing controls are adequate and effective.

Risk evaluation establishes the significance of a risk by comparing its relative importance against other risks, helping the organisation prioritise risks that require management attention ensuring resources and effort are allocated appropriately to address its most significant threats.

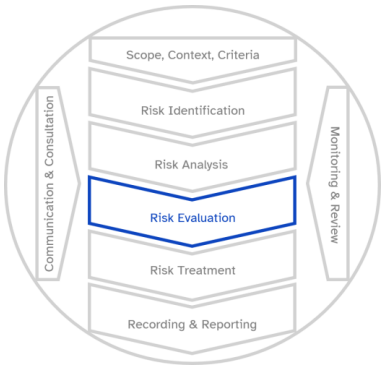

Risks are prioritised by threat level and impact on objectives:

Rating	Summary of ERM Requirements	
Critical	Risk Appetite	Unacceptable and must be resolved. CEO owns the risk.
	Escalation	Risk owner to escalate to ELT immediately.
	Monitoring	ELT to report to Council (ARIC) monthly until resolved.
	Treatment	Controls must be assessed. Plans must be monitored by Council (ARIC).
High	Risk Appetite	ELT consensus required. Appropriate director owns the risk.
	Escalation	Risk owner to escalate to ELT immediately.
	Monitoring	ELT to report to Council (ARIC) quarterly until resolved.
	Treatment	Controls must be assessed. Plans must be monitored by ELT.
Medium	Risk Appetite	Out of tolerance risks must be approved by management.
	Escalation	Risk owner to escalate out of tolerance risks to management.
	Monitoring	At a minimum, out of tolerance risks are reported annually to the ARIC.
	Treatment	The appropriate treatment is determined by the risk owner.

Evaluation Outcomes

Once a risk has been evaluated, the risk owner makes an informed decision to do one of the following:

Action	Description
Accept	The risk is assessed against appetite and tolerance and accepted by the risk owner.
Avoid	A decision is made not to pursue the strategy or carry on with the activity.
Treat	Reduce the consequence, likelihood, or both by strengthening or developing controls.
Transfer	Reduce the financial impacts of insurable risk through insurance or contracts.
Exploit	ELT to pursue potential opportunities or benefits of the risk.

Risk Treatment

Risk treatment applies to risks that require further attention following the risk evaluation process and involves selecting and implementing appropriate actions or controls to modify the risk to reduce its likelihood, its consequence, or both, to achieve an acceptable level of exposure.

Treatment decisions are based on the most appropriate response option, taking into consideration potential impacts, availability of resources, cost-benefit considerations, and the organisation's risk appetite, enabling the organisation to manage risks proactively

Controls are generally developed to target one of the below objectives:

Objective	Description	Examples
Preventative	Designed to reduce the likelihood of an event.	Policy, training
Detective	Designed to identify failure in current controls.	Audits, investigations
Corrective	Designed to reduce the consequence of a risk event.	Crisis management

Risk Action Plans (RAP)

Risks which are complex or require significant time and resourcing to treat may require formal plans which detail the objectives and requirements to improve the control environment. Action Plan templates can be found in the appendix.

Guidance

When reviewing risk treatments and controls:

	Description
1	Acceptable risks are no less important than unacceptable risks and still require monitoring.
2	The lack of risks materialising does not automatically mean current controls are effective.
3	The lack of risks materialising is often just a consequence of good fortune.
4	Controls that create administrative work without influencing decisions should be avoided.
5	Remember to account for exceptions where exceeding risk appetite or tolerance is acceptable.

Risk owners are generally responsible for determining the most appropriate control application.

Recording & Reporting

The recording and reporting of risk is an important risk governance function, which:

- Supports sound, risk-informed decisions.
- Improves the understanding of risk.
- Provides transparency within the risk governance process.
- Demonstrates to the third line enterprise risk is being addressed consistently.

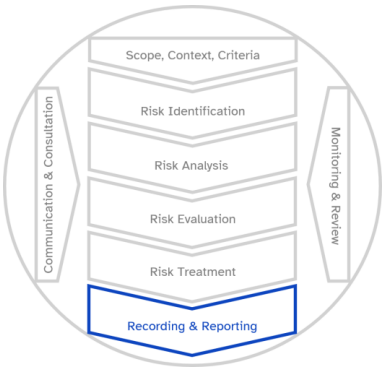

Reporting Process

The reporting process is outlined in the risk reporting guidelines on page 11.

OFFICIAL

Escalation

Escalating risk is a business resilience process which ensures those responsible for managing the risk are informed quickly and given the best opportunity to respond, to mitigate from escalating into crisis:

Process	Description
Risk Evaluation	The risk exceeds risk appetite or tolerance or is rated High or Extreme.
Risk Treatment	Treatment for a High risk is ineffective, overdue, under resourced, or postponed.
Monitor & Review	Risk deterioration could have significant reputational or financial impacts.
Business Resilience	An incident may escalate into a crisis or emergency.

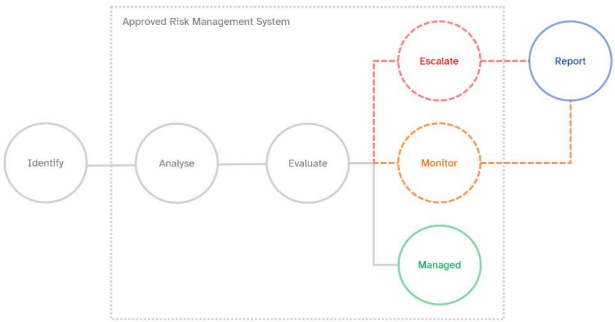

Overview of the relationship between the escalation and reporting processes

Risks upgraded to high or critical following reassessment, or which carry the following consequences must be escalated immediately:

Consequence Trigger	Description	Recipient
Immediate threat to safety	Workforce or public safety risk exposure.	CEO
Significant disruption	Essential services or functions are threatened.	CEO
Impacts to a major project	The viability or completion of a project is at risk.	Project Board
Significant reputational harm	An incident may cause significant brand damage.	CEO
Control environment failure	Control owners are unable to independently fix.	Director

Communication & Consultation

Communication and consultation refer to how risk management engages the relevant parties to ensure those who need to know, or who are affected by the process, are informed.

Communication and consultation processes are not isolated activates but occur throughout risk management.

Effective communication and consultation processes improve the knowledge and understanding of the organisation, support risk-based decision-making, and are critical to achieving organisational risk objectives.

Additional benefits of communication and consultation processes include:

ERM Outcomes	
1	Improves the quality of the risk management process.
2	Enhances the confidence of the organisation in the governance functions.
3	Ensures all relevant information has been obtained to support decisions and actions.
4	Ensures those affected by decisions relating to the risk are engaged or notified.

Monitoring and Review

Risk is dynamic, constantly changing, and must be actively managed. This requires risk management to have planned, periodic monitoring and review checkpoints.

Checkpoints ensure risk information is current and accurate, controls are still effective, the risk environment is stable, and the frameworks managing risk remain adequate.

Council is committed to the continual improvement of enterprise risk management.

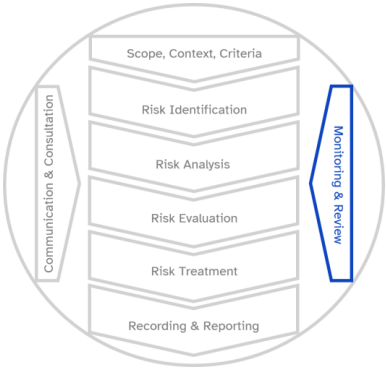

Assessment Criteria

Heat Maps

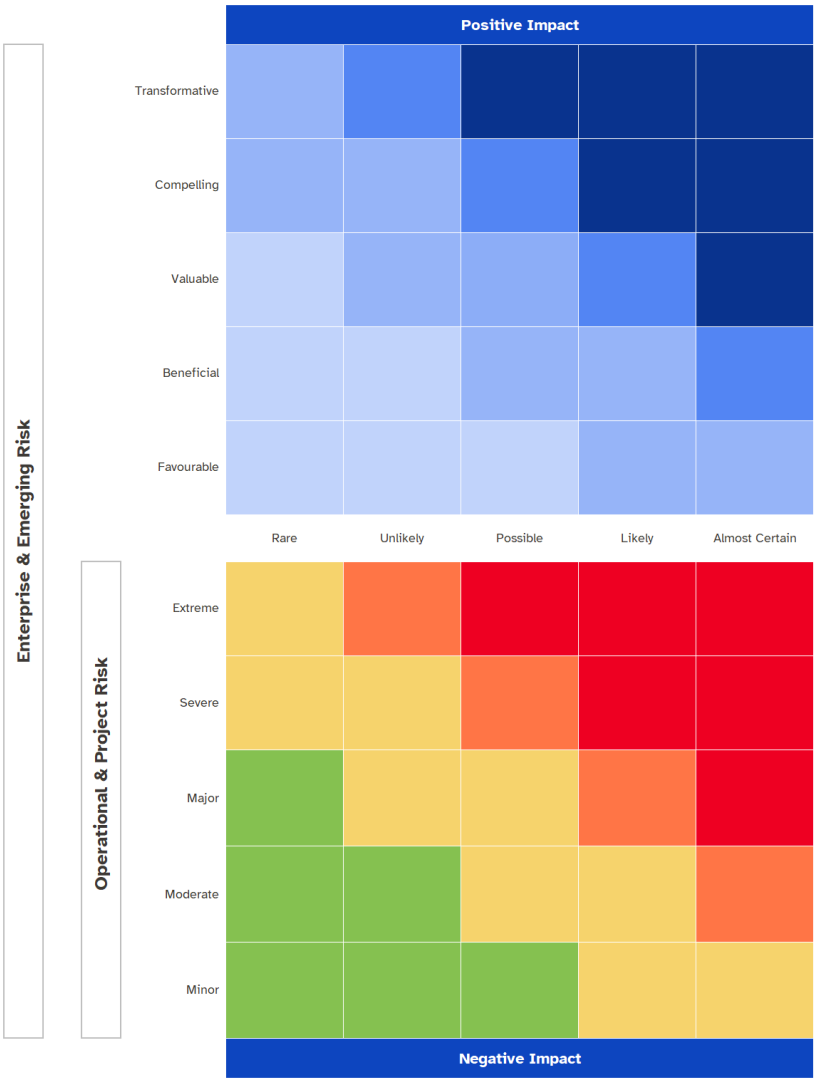

OFFICIAL

Enterprise Risk Management (ERM) Framework 2026 – 28

Risk Ratings

Rating	Low	Medium	High	Critical
Description	Threats of limited consequence	Threats of non-critical consequence	Threats of potentially significant consequence	Threats of significant, long-term consequence
Influence	Negligible influence over organisational decisions	Should influence Officer decision-making	Will influence service area decision-making	Will influence strategy setting and resourcing
Escalation	No action	No action unless the risk profile changes	Must be escalated to the relevant Director	Must be escalated to ELT immediately
Response	Monitored by risk owner	Managed by risk owner report to ELT as required	Monitored by ELT and reported to the Council (ARIC)	Managed by ELT and overseen by the Council (ARIC)

Opportunity Ratings

Rating	Limited	Reasonable	Substantial	Extensive
Description	Expected to provide only minimal organisational or community benefits	Expected to deliver service improvements or community benefits	Expected to improve organisational capability and/or enhance services	Expected to deliver significant long-term economic or social value
Influence	Limited influence over trade-offs and decisions	Some influence without compromising finances	Should influence without compromising safety	Must influence and test risk tolerances
Response	May be considered at the discretion of ELT	May be assessed at the discretion of ELT	May be pursued at the discretion of ELT	May be exploited at the discretion of ELT

Control Ratings

Rating	Description	Medium	High	Critical
Adequate	The control environment is providing reasonable assurance.	Controls tested as required	Controls must be monitored and tested annually	
Inadequate	The control environment currently fails to provide reasonable assurance and needs improvement	Controls must be improved as soon as practicable		Must be improved as a priority.
*To be determined	The control environment requires testing and has not yet been assigned a control rating.	Controls must be tested within 90 days.		Controls must be tested within 30 days.

OFFICIAL

Enterprise Risk Management (ERM) Framework 2026 – 28

Likelihood Ratings

Rating	Rare	Unlikely	Possible	Likely	Almost Certain
Description	Not expected in any current/known circumstance	Expected in select current/known circumstances	Expected in some current/known circumstances	Expected in many current/known circumstances	Expected in most current/known circumstances
Annual Return Period	Has not occurred in >10 years	At least once in 5-10 years	At least once in 2-5 years	At least once per year	Multiple times per year
Qualitative Frequency	Has not occurred before or expected to occur in future	Has not occurred recently but may occur in the future	Has occurred, and could occur again	Has occurred, and is likely to occur again	Has occurred recently and will likely occur again
Project Duration	< 0.01% expected during the project	< 0.1% expected during the project	<1% expected during the project	<10% expected during the project	>10% expected during the project

Velocity Ratings

Rating	Gradual	Rapid	Immediate
Description	The impacts of a risk event are expected to emerge slowly	The impacts of a risk event are expected to be felt quickly	The impacts of a risk event are expected to be felt instantly
Indication	Can often detect and monitor	Detection is sometimes possible	Impact with little to no warning
Timeframe	Months to Years	Day to Weeks	Minutes to Hours
Response Window	Reasonable response window Able to intervene	Narrow response window Limited time to intervene	No response window Unable to intervene

Duration Ratings

Rating	Temporary	Persistent	Enduring
Description	The impacts are expected to persist for a limited time	The impacts could remain over the near term	The impacts could be felt over an extended period
Risk Behaviour	One-off	Recurring or periodic	Systemic
Timeframe	<3 months	< 24 months	> 24 months
Approach	Targeted controls	Risk Treatments & Action Plans	Developed control environment

OFFICIAL

Enterprise Risk Management (ERM) Framework 2026 – 28

Consequence Categories

	Minor	Moderate	Major	Severe	Extreme
Safety & Wellbeing	Minor treatment, first aid. Minor concern for a service user which can be resolved swiftly with little ongoing resources No lost time, incident may expedite inspection, no impact to service user	Minor medical treatment. Service user temporarily distressed or experiences minor short-term health impacts No lost time, incident triggers inspection, service users may require further support	Repeat treatments. Service user experiences harm or abuse which results in injury and ongoing health impacts RWI <10 days, incident triggers review, service user may require intervention	Permanent injury. Service user experiences serious abuse or neglect resulting in long-term injury RWI >10 days, temporary site closure, significant health impacts on service user	Death, multiple permanent injuries. Service user experiences severe systemic abuse resulting in life-altering injury Investigation, site closure, suicide watch, state public health emergency response
Financial Loss	**<$50,000** Financial variance requiring review by Responsible Officer Cosmetic damage to an asset with little financial impact or reduction in asset life.	**<$250,000** Budget impact requiring Responsible Officer to report and explain to ELT Minor damage requiring replacement or repair with some reduction in asset life	**<$1,000,000** Material financial loss triggering ELT to review, assist, and potentially manage Substantial damage impacting asset life and requiring capital expenditure.	**<$5,000,000** Significant financial loss requiring ARIC reporting and monitoring until resolved Extensive infrastructure damage or failure requiring significant, unplanned capex	**>$5,000,000** Financial sustainability at risk requiring significant operational adaption Catastrophic loss of critical infrastructure with substantial, ongoing financial impacts
Operations	Small workforce impact affects individual staff only with no reduction in workforce capability, capacity, or engagement. Isolated process inefficiency or error with negligible impacts on process or function	Workforce impact results in disruption to operations including temporary reduction in workforce capability and engagement Process failure causing duplication or minor delay without affecting outcomes	Workforce impact affects morale, reduce capability and cause loss of critical skills requiring management intervention Process failure result in errors, impacts productivity, and causes service delay	Significant workforce disruption affects key services, reduces workforce capability, and causes loss of specialised knowledge. Major process failure impacts multiple service areas, budgets, and customers	Widespread, prolonged workforce impacts threaten sustainability, long-term viability, and cause critical capability shortages Collapse or prolonged failure of an essential process causing organisational disruption
Reputation	Limited impact to public confidence Minor complaint or dissatisfaction with low visibility and resolved quickly Limited awareness by governing bodies or commercial partners resolved through routine communication channels	Temporary reduction in public confidence Public concern or grievance, low level media requiring a considered response Isolated concern from elected members, government agencies, or community groups requiring considered response	Noticeable reduction in public confidence Public criticism attracting adverse local media requiring a careful response Regulator, governing body, or strategic partner enquiry requiring proactive stakeholder engagement to repair	Prolonged loss of public confidence Public anger, political scrutiny, adverse media, crisis communications triggered Key stakeholder scrutiny, deterioration in cooperation, loss of strategic opportunity triggers crisis communications	Complete loss of social license to operate Public or political condemnation, sustained hostile media, industry intervention required Regulator condemnation, withdrawal of key commercial stakeholders, market failure triggers regulator intervention

OFFICIAL

Enterprise Risk Management (ERM) Framework 2026 – 28

	Minor	Moderate	Major	Severe	Extreme
Legal & Compliance	Minor policy or procedure breach results in review or minor corrective action with no regulatory or Council action Negligible legal issue or contract breach resolved without legal intervention	Isolated breach of legislation, regulation, or policy may trigger internal enquiry or warning with minor corrective action Contract breach may require legal advice and trigger minor regulatory enforcement	Legislative, regulatory, or policy beach may trigger regulatory investigation, formal notice, or Officer stood down Breach of contract may trigger regulatory action, civil claim, or legal penalty	Significant breach may result in termination, prosecution, enforceable undertaking (EU), or significant financial penalty Legal liability may result in prosecution, litigation, or significant financial penalties	Lawful negligence, or serious or systemic regulatory or contract breach resulting in litigation, regulator or police intervention. Major litigation, criminal proceedings, severe financial and operational damage
Service Disruption	Loss of IT-reliant ESF MTPD < 12 hrs Isolated asset or equipment failure with limited impact to service delivery Customer expectations still met, service standards maintained with only isolated, temporary impacts to service accessibility	Loss of IT-reliant ESF MTPD < 24 hrs Minor asset or equipment failure causing short-term impacts on services Some temporary inconveniences to customers, some reduction to service quality which affects access to some users	Loss of IT-reliant ESF MTPD < 48 hrs Substantial asset failure which noticeably impacts service delivery outcomes Difficulty meeting customer expectations, visible decline in customer experience affecting many services and users	Loss of IT-reliant ESF MTPD > 48 hr Extensive asset failure causing prolonged impact to service delivery outcomes Unable to meet customer expectations, a significant, sustained reduction in service standards and accessibility for most users	Loss of IT-reliant ESF MTPD > 7 Days Complete loss of critical infrastructure and permanent loss of service capability Failure to meet service commitments with significant, widespread, and sustained customer service and accessibility failures
Social Impact	Temporary inconvenience with no lasting impacts on community wellbeing, access, inclusion, or cohesion No reduction in social participation	Short-term inconvenience with minor impact on community wellbeing, access restriction, or social separation Some temporary participation reduction	Visible impacts on community wellbeing, vulnerable groups, and social cohesion, some visible emerging social tensions Obvious decline in social participation	Prolonged impacts to most communities, increased social disadvantage, community conflict, and social division Significant reduction in social cohesion	Widespread social harm and significant displacement, social division, exclusion, and community conflict Widespread deterioration in social fabric
Environment	Reversable ecosystem damage (<1yr) with no long-term impacts Cultural heritage assets or values are not expected to be impacted Decision or action conflicts with a sustainability target	Reversable ecosystem damage (<2yrs) with some short-term impacts Cultural heritage assets or values are infringed with no lasting effect Decision or action may conflict with multiple sustainability targets	Reversable ecosystem damage (<5yrs) with some long-term impacts Cultural heritage assets or values are damaged with lasting effects Decision or action conflicts with the sustainability strategy	Reversable ecosystem damage (<10yrs) with significant long-term impacts Cultural heritage assets or values critically damaged and/or violated Decision or action breaches sustainability strategies	Permanent loss of an ecosystem with catastrophic long-term impacts Irreversible loss of cultural heritage asset values, or identity Decision or action completely disregards all sustainability concepts

Appendix A – Master Glossary of Abbreviations

Term	Description
ARIC	Audit, Risk & Improvement Committee
ToR	Terms of Reference
BCP	Business Continuity Plans
BIA	Business Impact Analysis
BRS	Business Resilience Strategies
CoI	Conflict of Interest
CCC	Corruption and Crime Commission
CMP	Crisis Management Plan
CMT	Crisis Management Team
CMTL	Crisis Management Team Leader
DRP	Disaster Recovery Plan
EM	Elected Member
EU	Enforceable Undertaking
ERM	Enterprise Risk Management
ESF	Essential Services and Functions
ELT	Executive Leadership Team
HMA	Hazard Management Agency
IPRF	Integrated Planning & Reporting Framework
ICP	Integrity Control Plan
ICS	Integrity Control System
LEMA	Local Emergency Management Arrangements

OFFICIAL

Enterprise Risk Management (ERM) Framework 2026 – 28

Term	Description
LEMC	Local Emergency Management Committee
MLT	Management Leadership Team
MTPD	Maximum Tolerable Period of Disruption
OAG	Office of the Auditor General
PPRR	Prevention, Preparedness, Response, and Recovery.
PMF	Project Management Framework
PID	Public Interest Disclosure
PSC	Public Sector Commission
RAP	Risk Action Plan
RAS	Risk Appetite Statements
RE	Reportable Event
RO	Responsible Officer

Appendix B – Master Glossary of Terms

Term	Description
Activation	The process where the CMT is put into effect by the CMT Leader
Audit, Risk & Improvement Committee (ARIC)	Independent Committee of Council providing independent oversight and advice on matters of governance, risk management, financial sustainability, and continuous improvement.
ARIC Terms of Reference (ToR)	Outlines how the Audit, Risk & Improvement Committee supports Council in fulfilling its risk and governance oversight responsibilities.
Business Continuity	The overall capability to continue delivering services within acceptable timeframes at a predefined capacity during and following disruption
Business Continuity Plans (BCP)	Location-based, business resilience strategy document assisting a return to normal operations following risk events caused by change, shock, and crisis.
Business Impact Analysis (BIA)	A process which identifies and assesses essential services and functions, interdependencies, resources, resource failure risk, and the controls and procedures needed to mitigate
Business Resilience	The preparedness level to deal with uncertainty and absorb, respond to, navigate, and recover from, disruption caused by change, shock, and crisis.
Business Resilience Strategies (BRS)	ERM master document containing the planning, response and recovery strategies developed to navigate high-impact, low-probability events.
Cause	The multiple factors, either direct or indirect, which may give rise to a risk or risk event.
Conflict of Interest	When a person's personal interests could improperly influence, or appear to influence, the performance of their public duties
Consequence	The (direct or indirect) impacts or outcomes of a risk event occurring
Consequence category	Prominent areas of the organisation which, if affected by a risk event, could significantly impact the organisation or its ability to achieve an objective
Consequence Rating	The level of impact from the risk occurring in a given consequence category.
Control	The means to reducing the likelihood and/or consequences of a risk. A risk often has multiple controls, and a single control may address multiple risks.
Control Rating	A qualitative measure of the adequacy of a control. Controls are rated either adequate or inadequate once tested or rated as unknown until tested.

OFFICIAL

Term	Description
Corruption	The abuse of power for material gain.
Corruption and Crime Commission (CCC)	Independent integrity agency established through the Corruption, Crime and Misconduct Act 2003 to investigate matters of serious misconduct and corruption by public officers.
Conflict of Interest	When a person's personal interests could improperly influence, or appear to influence, the performance of their public duties.
Codes of Conduct	Refers to both the Code for Employees and the Code for Elected Members, Committee Members and Candidates.
Criminal Activity	An act or omission that constitutes an offence.
Crisis	A situation of extreme uncertainty caused by sudden or significant events which threaten people, assets, or reputation, which requires an immediate, coordinated response, and can escalate from a failure to manage disruption.
Crisis Management	An immediate response to an event focussing on protecting reputation. Crisis management plans respond to unexpected or uncontrollable events.
Crisis Management Plan (CMP)	Operational document outlining the strategies and processes to respond to, and manage, crisis.
Crisis Management Team (CMT)	A task orientated team led by the CEO (CMT Leader) to manage and support crisis response and recovery efforts.
CMT Leader (CMTL)	Responsible for preparing, leading, and managing crisis response strategies, activating and standing down the CMT, and the effective communication to Council, elected Members, and the workforce.
Critical Operational Facility	Infrastructure assets critical to the ongoing performance and delivery of essential services and functions. (*Walyalup Civic Centre* & *Depot*).
Delegate	Capable and suitably trained alternate staff members who assume CMT roles when the responsible person (primary member) is unable or unavailable.
Dependency	Relationship with or reliance upon another party essential to delivering outcomes or services. Dependencies can be both internal or external.
Detection (ICP)	The systems and control measures in place designed to alert the organisation when fraud or corrupt behaviour has or is occurring
Directorate	A collection of business units headed by a director.
Disaster Recovery Plan (DRP)	An IT-centric strategy outlining how the organisation will respond to, and recover from, a disaster targeting its ICT infrastructure

OFFICIAL

Term	Description
Disruption	An event (or series of events) which impacts the ability to deliver strategies of essential services and functions (ESF). There are three levels of disruption.
Disruption (Limited)	A situation where the impact on service delivery appears temporary, the outlook is generally known, and the situation is expected to be manage through normal operating processes.
Disruption (Significant)	A situation where the impact on operations or ability to deliver essential services has, or is expected to be, significant. Causes may not immediately be known, and the immediate outlook and severity is troublesome or unclear.
Disruption (Crisis)	A situation where normal operating conditions are now altered, the situation may not be controlled, and the long-term outlook is extremely uncertain. There is a threat to people, assets, or operating model which may require an immediate, coordinated response from the LEMC.
Elected Member (EM)	Person elected to Council through the local government election responsible for governing the local area
Emerging Risks	New, evolving, or increasingly significant events not yet understood which could materially impact strategies and objectives
Emergency Management	An immediate response to an event, focussing on people safety.
Emergency Management Plans	Plans which respond to predictable and controllable events, centred around impact (consequence) management. *See LEMA*
Enforceable Undertaking (EU)	A voluntary but legally binding written agreement with a regulatory body caused by an alleged breach of the law.
Enterprise Risks	Risks caused by events or decisions which impact the ability of Council to achieve IPRF objectives and long-term strategies
Enterprise Risk Management (ERM)	A holistic approach to risk management where all business units follow the same framework.
Enterprise Risk Management (ERM) Framework	Framework document outlining the risk principles, concepts and responsibilities established to meet the objectives set by Council in the Enterprise Risk Management Policy. [This Document]
Enterprise Risk Management (ERM) Policy	Council policy which addresses and outlines Councils commitment to enterprise risk management.
Escalation	The process of reporting a risk or threat to a higher authority to ensure those responsible for managing the risk are informed quickly enabling a response

Term	Description
Essential Services and Functions (ESF)	Core activities essential to the ability to continue operating, where ongoing disruption could have significant financial, safety, and reputational impacts.
Executive Leadership Team (ELT)	The collective team consisting of all employed Directors responsible for the operational performance of the organisation.
Fraud	Dishonest activity causing actual or potential gain or loss to a person or entity.
Hazard Management Agency (HMA)	The public authority prescribed under the *Emergency Management Act 2005* responsible for the prevention, preparedness, response, and recovery for a specific, defined hazard.
Integrated Planning & Reporting Framework (IPRF)	The collection of strategies and planning documents ensuring community priorities and strategic planning is integrated.
Integrity Control Plan (ICP)	Document outlining the coordinated approach to prevent, detect, and respond to organisational misconduct
Integrity Control System (ICS)	The collection of policies, frameworks, processes and activities which coordinate the planning, prevention, detection, and response activities
Likelihood ratings	Assigned assessment rating measuring the estimated probability of a risk event materialising.
Local Emergency Management Arrangements (LEMA)	A framework document outlining the emergency management arrangements between local stakeholders and emergency response agencies to ensure a common understanding.
Local Emergency Management Committee (LEMC)	Formed under the Emergency Management Act 2005 to provide a coordinated, community-focused approach to local emergency management practices.
Level 1 Emergency	A minor, local incident which can be managed by a single agency with limited community impact
Level 2 Emergency	A serious incident requiring a multi-agency response impacting the community, such as a small plane crash or significant oil spill
Level 3 Emergency	A catastrophic incident requiring State and Federal government support, such as a terrorist attack or large passenger vehicle crash (plane / train)
Management Leadership Team (MLT)	All managers, responsible for assisting in the management of the operational performance of Council on behalf of the ELT.

OFFICIAL

Term	Description
Maximum Tolerable Period of Disruption (MTPD)	The maximum amount of time a service or function can be unavailable before the impact becomes irreversible or unacceptable and would reasonably be expected to cause significant safety, financial, or reputational harm.
Material Risk	Any risk which could severely impact us regardless of category.
Misappropriation	The unauthorised or dishonest use of funds, property, or other assets entrusted in a person care
Misconduct	Abuse of authority or an act contrary to the public interest by a public officer for personal gain.
Misconduct (Minor)	When a public officer engages in conduct that adversely affects the honest or impartial performance of the functions of a public authority or public officer or performs their functions in a manner that is not honest or impartial.
Misconduct (Serious)	When a Public Officer fails to act in the course of their duties; corruptly takes advantage of their position for the benefit or detriment of any person.
Normal operating environment	The stable and expected conditions systems, processes, and operating inputs (staff /infrastructure) are designed to function in.
Office of the Auditor General (OAG)	Responsible for auditing the finances and activities of State and local government entities.
Operating Environment (Internal)	The cultures, governance structures, leadership styles, values and norms, systems and processes which influence organisational decisions and risk management attitudes.
Operating Environment (External)	The political, economic, social, technological, legal, and environmental factors (PESTLE) which influence and impact the organisation.
Operational Risks	Failures in process, people, or systems disrupting workflows and performance.
Opportunity management	Strategic application which focuses on the benefits and potential upside of enterprise and emerging risks identified during the assessment process
Opportunity	Event, situation, or circumstance which provides a benefit or creates value.
PPRR Model	An emergency management framework based on the four principles Prevention, Preparedness, Response, and Recovery.
Preparedness (PPRR)	The deliberate approach to ensure the organisation is as prepared for disruption as is reasonably possible

Term	Description
Prevention (ICP)	The systems and control measures designed to reduce the likelihood of fraudulent and corrupt behaviour occurring
Prevention (PPRR)	The strategies developed to prevent crisis and extreme uncertainty
Principles	The characteristics of effective risk management outlined in the risk management standard designed to guide organisational risk management.
Project	A temporary endeavour with a definite beginning and end.
Project Management Framework (PMF)	Framework to ensure a consistent approach to projects to optimise delivery and minimise the risks associated with project work
Project risks	Risks connected to, created by, or which could directly impact, projects.
Public Authority	A government body or agency, or any entity established to perform public functions or serve the public interest
Public Interest Disclosure (PID)	A report identifying (possible) misconduct by a public authority or public officer, defined in the PID Act.
Public Interest Disclosure (PID) Officers	Persons authorised to receive and manage public interest disclosures.
Public Interest Information	Information that tends to show a public officer has or proposes to be involved in improper conduct.
Public Officer	Anyone using public resources to carry out a public function under a written law (PSC definition).
Public Sector Commission (PSC)	Established through the *Public Sector Management Act 1994* to strengthen the capability of the public sector. Investigates minor misconduct matters.
Recovery document	The collective term for all disruption-related operational recovery and resumption documents.
Reportable Event (RE)	A disruption event which requires reporting to ELT and ARIC.
Response (ICP)	The systems and processes in place once fraud or corruption has been detected or suspected of occurring
Recovery (PPRR)	The recovery strategies, systems, process and measures designed to preserve life and assets, data and IT infrastructure
Response (PPRR)	The strategies developed to ensure the response to disruption will be swift and appropriate

Term	Description
Responsible Officer (RO)	Person or persons assigned to manage a risk, monitor or assess controls, or assist implementing risk action plans, at the discretion of the risk owner.
Resilience	The overall preparedness level to deal with uncertainty and absorb, respond to, navigate, and recover from disruption caused by change, shock, and crisis.
Risk	The effect of uncertainty on objectives. An effect can be positive, negative, or both.
Risk Action Plan (RAP)	Plans to treat the risks, implement further controls, improve current controls, or undertake other actions, to reduce or mitigate risk, to ensure ownership.
Risk Appetite	The amount and type of risk Council is willing to accept or retain.
Risk Appetite Statements (RAS)	The collection of risk appetite statements informing organisational decisions
Risk Assessment	The process of identifying, analysing and evaluating risk.
Risk Analysis	A process to understand the nature of the risk and determine level of risk (risk rating).
Risk Categories	The method of separating risk by a unique set of characteristics to better understand and manage risk.
Risk Criteria	The established set of references which the significance of a risk is evaluated against, influenced by organisational strategies, objectives and context.
Risk Evaluation	A process which assesses the Risk Analysis results (Risk Rating) to determine if a risk is acceptable and assists in the risk treatment process.
Risk Identification	Initial activity to detect, describe and capture risk.
Risk Impact Category	Key risk areas where risk tolerance is applied to describe a range of potential consequences.
Risk Management	The practice of systematically identifying, understanding, and managing risk.
Risk Management Principles	The characteristics of effective risk management established in the risk management standard which guide organisational risk management.
Risk Management Standard	*AS /ISO 31000:2018 – Risk Management – Guidelines*
Risk Owner	The person assigned to manage the risk and monitor, controls and any treatments to be implemented.

OFFICIAL

Enterprise Risk Management (ERM) Framework 2026 – 28

Term	Description
Risk Profile	A group of risks that relate to a specific business unit, directorate, project, or the entire organisation.
Risk Rating	The value assigned to the risk represented by its consequence and likelihood which enables the risk owner to determine if any further controls are required.
Risk Register	Central risk information repositories located in the risk system where related risks are recorded, analysed, evaluated, monitored, and reviewed.
Risk System	Approved system where risk is captured, managed, escalated and reported.
Risk Tolerance	The level of risk per individual risk the organisation is willing to accept.
Risk Treatment	A measure designed and implemented to further reduce the consequences and/or likelihood of a risk. Becomes a control once implemented.
Service Area	Teams within directorates tasked with delivering strategies outlined within their respective service area plans, headed by managers.
Standby	A directive given by the CMT Leader to ready the CMT when a situation is unknown or may escalate quickly.
Stand down	A directive given by the by the CMT Leader to deescalate the CMT when a situation becomes known or controlled
Values	The four guiding principles and beliefs of *integrity*, *inclusiveness*, *collaboration*, and *making a difference* that drive culture and behaviour.

Appendix C – Risk Category Examples

Enterprise Risks

Enterprise risks impact the entire organisation and arise from significant external events, regulatory changes, changes in economic conditions, and Council decisions, and can impact strategies and objectives, public resources, financial resilience, and Council reputation.

Enterprise Risks	Examples
Asset Management	Flawed asset valuation, maintenance or asset lifecycle processes Inefficient use of public assets, poor capital generation and ROI
Capital Works	Failure to attract investment or support for major projects Fragmented or misaligned approval and planning processes
Economic	Deteriorating economic or commercial conditions Significant movement in interest rates or labour markets
Environmental Sustainability	Failure to align sustainability objectives to long-term IPRF strategies Setting unrealistic, unattainable, or high-risk sustainability objectives
Financial Sustainability	Poor or inaccurate long-term budgeting or financial forecasting Failure to develop adequate, long-term income channels
Governance	Inappropriate strategy setting, poor decision-making processes Loss of Council or ELT credibility or effectiveness
Legal and Regulatory	Breach of legal, regulatory, or statutory compliance Significant changes to legislation, regulations, or standards
Service Delivery Model	Failure to align service planning with long-term IPRF strategies Monopolist contracting, critical supplier failure and outsourcing risks
Social	Failure to respond to changes in community values, wants and needs Failure to develop or improve digital engagement strategies
Reputation	Loss of trust or negative opinion due to Council action or inaction Loss of credibility with state or federal governments
Transformation	Transformation strategy failure, unclear objectives and goals Restricted or inadequate funding into new or needed technologies

OFFICIAL

Emerging Risks

Emerging risks are new or evolving risks which are often not understood or formally identified but may have the capability and potential to significantly impact objectives, often overlooked for long periods of time before impacting an organisation. Emerging risks are generally significant enough to be managed as enterprise risks.

Emerging Risks	Examples
Climate change	Impacts to assets and services due to increasing extreme weather Regulatory or financial impacts of stricter emission reduction targets
Cyber Security and Information Technology	Failure to manage or respond to new or evolved cyber security threats Council impacts caused by deepfake fraud and synthetic media risks
Financial	Rapid increases in project input costs due to inflationary pressures Disruption to traditional revenue models due to loss of grants or funding
Governance	Increasing powers of auditors Changing statutory, compliance or reporting requirements
Information Management	Increasing compliance requirements of data privacy regulations Increasing penalties for data breaches of personal information
Innovation	Outdated or unsupported systems due to increased innovation cycles Liability and social impacts caused by drones and automatic vehicles
Procurement and Contracts	Loss of contractor availability in unviable or failed markets Supply chain disruption caused by macro events and political climates
Public Health	Future pandemics Long-term health impacts on workforces and community services
Social	Decline in institutional trust and public service providers Governance failures caused by complex consultation processes
Technology	Biased or corrupt decisions due to uncontrolled AI applications Digital systems and tools adopted without Council control or oversight
Workforce	Loss of required future skills due to changes in education targets Loss or redesign of traditional roles due to automation displacement

OFFICIAL

Operational Risks

Operational risks arise from a failure in internal processes, people, or systems, disrupting workflows and organisational performance, creating avoidable outcomes and inefficient or failed processes, and can escalate to enterprise risks if left unmanaged or look to impact essential services and functions.

Operational Risks	Examples
Business Resilience	Inadequate or inappropriate business continuity planning Failure to identify and manage essential services and functions (ESF)
Community Engagement	Poor consultation processes or customer service standards Inadequate complaints management processes
Cyber Security and Information Technology	Cyber security or access control failure, data privacy breach Unclear, unsuitable, or inappropriate IT roadmap planning
Financial Controls	Gaps in authorisation or separation of duties controls Unmanaged revenue collection and debt recovery processes
Information Management	Poor record retention and destruction processes Freedom of information compliance or process failure
Integrity	Fraud, corruption and misconduct control failure Failure to manage conflict of interest or disclose gifts and benefits
Procurement and Contracts	Process compliance breaches or probity failures Poor contract administration or variation approval processes
Supplier	Poor supplier performance management, quality control failures Outdated supplier master file, fraudulent supplier payments
Workforce	Skills shortages, poor workforce planning, recruitment failure Poor accountability culture, unclear workflow responsibilities
Workforce capability	Inadequate training and development processes Failure to retain workforce knowledge, spreadsheet dependency
Workplace Health & Safety	Inadequate safety controls and incident management processes Poor workplace health and safety cultures

OFFICIAL

Project Risks

Project risks relate to risks found across the phases of the procurement lifecycle which can cause delay, increase costs, impact quality, and cause other project outcomes. Failure to deliver a major project can result in significant financial and reputational consequences and may impact future Council strategies.

Project Risks	Examples
Capability	Council skill shortages and key person dependencies Conflicting or changing Council or operational priorities
Cost	Planning failures, inaccurate cost estimates, and funding shortfalls Cost overruns and increases to key inputs
Contractor	Poor contractor performance management Unscheduled variations and invoicing, insolvency and financial health risks
Environmental	Impacts of decisions and actions on natural and heritage environments Breach of sustainability targets and objectives
Governance	Governance failure, unclear project board responsibilities Poor sponsor engagement, unclear decision-making processes
Integrity	Fraud, corruption, misconduct, and conflicts of interest. Recordkeeping, transparency and auditability requirements,
Legal	Regulatory non-compliance, breach of legislation, Contract disputes, legal outcomes, poor or unclear language and specifications
Market	Market disruption and deteriorating trading conditions Supply chain risk
Safety	Unsafe work practices, activities, and a lack of safety provisions Public safety risk and exposure to unsafe contractor performance
Scheduling	Unrealistic timeframes, failure to identify impacts Planning approval processes and planning delays
Scope	Scope creep and poorly defined scope Uncontrolled or unauthorised changes
Quality	Design errors and poor specifications Inferior, inappropriate, or unsuitable materials or solutions
Reputation	Reputational damage from . Reputational damage from perceived unfair or unethical procurement practices.

Appendix D – Essential Services & Functions

Essential services and functions (ESF) are activities deemed essential to continue operating, where ongoing disruption would be expected to have significant health, financial, or reputational impacts.

Services

Service	Essential
Call centre support	• Receive, triage and respond to customer enquiries and service requests. • Escalate urgent or critical requests to the responsible operational teams.
Community safety	• Respond to community safety, compliance and public-space incidents. • Maintain priority regulatory, patrol and incident-response functions.
Waste Management	• Maintain collection of general waste and other priority waste activities. • Respond to missed collections, service disruptions and waste-related hazards.
Environmental Health	• Respond to urgent public and environmental health risks and complaints. • Undertake essential regulatory inspections, investigations and statutory actions.

Functions

Function	Essential
Human Resources	• Maintain essential workforce administration, employment and payroll support. • Coordinate workforce availability, redeployment and employment requirements
Key Staff Support	• Provide guidance, welfare support, and essential workplace information. • Coordinate staff assistance and support arrangements during disruption or crisis.
Communications Support	• Issue timely internal communications to the workforce and decision-makers. • Provide communications to the public, stakeholders, and media
Accounts	• Process critical payments to suppliers and other essential financial obligations. • Maintain essential accounts payable/receivable processing and reconciliation
IT System Support	• Maintain and restore critical business applications, platforms and user access. • Respond to ICT incidents and provide technical support for essential services
Data Network Support	• Maintain availability of network, internet and telecommunications infrastructure. • Diagnose and restore network connectivity and data services

OFFICIAL

Enterprise Risk Management (ERM) Framework 2026 – 28

Document Control

Enterprise Risk Management Framework 2026-28			
Responsible Officer	Risk and Governance Officer		
Document Reviewer	Manager Governance		
Document Authoriser	Chief Executive Officer		
Document Adoption Date			
Last Updated	04 /08 /2026	By	Risk and Governance Officer
Current Version	Version 1 (draft)		
Review Cycle	Annually		
Next Review Date			

Amendment Table

Date	Amendment	Amended By

Council Policy

Budget Management

Objective

The intent of the Budget Management Policy is to provide clear direction in relation to establishment and amendment of the Councils adopted budget.

Relevant Legislation (summarised)

***Local Government Act 1995*:**

Section 6.2 (1)
The Council is required to prepare and adopt, by Absolute Majority, an annual budget for its municipal fund by 31st August each year.

Section 6.8 (1) and (2)
The Council cannot incur expenditure from its municipal fund for a purpose for which no expenditure estimate is included in the annual budget (known as an 'additional purpose') except where the expenditure —

(a) is incurred in a financial year before the adoption of the annual budget by the local government;
(b) is authorised in advance by resolution by Absolute Majority; or
(c) is authorised in advance by the mayor or president in an emergency.

Where expenditure has been incurred;

(a) under S 6.8 (1)(a) it is required to be included in the annual budget for that financial year; and
(b) under S 6.8 (1)(c), it is to be reported to the next ordinary meeting of the council

***Local Government (Financial Management) Regulations 1996*:**

Regulation 33A
A formal review of the annual budget is to be presented and adopted by Council, by Absolute Majority, between 1st January and 31st March each year.

City of Fremantle

Policy

Proposed expenditure for an additional purpose

Excepting in the circumstances stated in S 6.8 (1) (a) and (c), where expenditure for an additional purpose is proposed this will be determined by the Council as required by S 6.8 (1) (b) of the Act. Where possible this will be presented via a report to FPOL Committee but in cases of urgency additional purpose consideration reports may be presented to Council directly without need for Committee consideration.

Where expenditure for an additional purpose is authorised by the Council, the decision will amend the budget by creating a new budget account number to accommodate that proposed expenditure, and by transferring the required funds from one or more existing accounts to the new account.

The standard resolution to achieve this is as follows;

That Council approve the budget variation to the Adopted Budget for 20??/20?? by;

(a) Creating a new Account No xxxxxx.xxxx (insert account details) with a budget amount of $XXXXX
(b) Increase / Decrease Account No xxxxxx.xxxx (insert account details) by $xxxxx (from $XXXXX to $XXXXX)

Proposed expenditure for a purpose identified within the budget for which there are insufficient funds allocated.

In addition to any other delegation to incur expenditure already granted to the CEO, and subject to any limitation to that delegation that already exists is legislation or policy, the CEO is delegated authority to incur expenditure for a purpose identified within the budget for which there are insufficient funds allocated, where;

(a) The proposed expenditure is a maximum of 5% or $50,000 (whichever is the lesser) above the budgeted amount, and
(b) There are sufficient funds equivalent to the value proposed to be spent allocated to other budget line items within the overall budget, and which, in the opinion of the CEO, are not expected to be spent during that financial year.

Where the criteria above are not met, the proposed expenditure will be presented to Council for an absolute majority decision as if it were for an additional purpose.

Quarantining of budget accounts

At the time of adoption, amendment or budget review, of the annual budget, the Council, or the CEO at any time, may determine that certain accounts in the budget may be quarantined. This means that a restriction is placed on any expenditure, or expenditure above a certain prescribed amount, from that account without the further of the approval Council or the CEO.

Monthly budget amendment reports, occasional budget amendment reports and annual budget review

Every month a report will be presented to the Council (via FPOL) to adopt make budget amendments to reflect any expenditure above the budget amount agreed by the CEO during the previous month, and to adjust other accounts to accommodate the value of those.

On an as needs basis, occasional budget amendment reports such as those considering an additional purpose, or grant acceptance or release of quarantined funds will be presented to Council (via FPOL unless urgently needed).

As required by the Regulations, the annual budget review will be considered between January and March each year.

The purpose of the annual budget review is to consider amendments to the budget to;

(a) Review allocations to budget accounts in accordance with revised revenue or expenditure estimates,
(b) Consider and determine any transfers to or from reserves if necessary,
(c) Consider new projects that were not anticipated at the time of adopting the budget.

Any determination by the Chief Executive Officer to Quarantine a budget item is to be reported to Council in this monthly report.

Carried Forward Budget

Unspent funds from a budget year will only be carried forward to the new budget year where;

i. a project is already commenced or committed and works remain incomplete at 30 June; or
ii. a project or activity has unspent grant funds at 30 June.

Carried forward project estimates will be presented and adopted by Council with the Adopted Budget. A report will be presented to Council (via FPOL) to make budget amendments to carried forward budget to reflect the final position at the end of financial year.

Review information and related documentation

Reviewing officer:	Finance Manager
Policy adopted:	27 June 2018 FPOL1806-11
Policy amended:	
Legislation:	As above
Delegations:	NA
Related documents:	NA
Next review date:	1 June 2020

CITY OF Fremantle

Council Policy

Budget Management

fremantle.wa.gov.au

OFFICIAL

Budget Management

Policy scope

To remain ***liveable, thriving, creative, resilient, and inclusive***, the City of Fremantle (the City) recognises the need for robust planning and sound financial management to meet both present and future needs. This commitment aligns with the requirements of the *Local Government Act 1995*, Section 5.56, which mandates that councils plan for the future and to comply with all relevant regulations.

The City's Strategic Community Plan sets out the long-term vision, aspirations, and priorities for the community. This plan informs the development of the City's Corporate Business Plan, which integrates with a range of strategies to inform the annual budget process.

In accordance with the *Local Government Act 1995*, Part 6, Division 2 – Annual Budget, the City must:

- prepare and adopt, during the period 1 June to 31 August, a budget for the financial year ending the following 30 June (s.6.2(1)).
- prepare a detailed estimate of revenues and expenditure to determine the amount required to be raised from general rates (s.6.2(2))
- not incur municipally funded expenditure outside the adopted annual budget unless:
  - it relates to a prior financial year,
  - it is authorised in advance by absolute majority (s.6.8).
- maintain a balanced budget, with any surplus or deficit limited to no more than 10% of the general rate amount unless Ministerial approval is obtained (s.6.34).

Furthermore, the *Local Government (Financial Management) Regulations 1996* requires that the City review its annual budget annually, between 1 January and the last day of February in each financial year, by assessing the City's financial performance for the period beginning 1 July and ending no earlier than 31 December of that financial year (Reg. 33A).

This Budget Management Policy establishes the framework for managing the annual budget in a manner that ensures legislative compliance, supports operational efficiency and promotes financial sustainability.

Policy statement

This policy provides a clear framework for the formulation, administration, and management of the City's annual budget. It ensures compliance with statutory requirements and alignment with Council's strategic objectives. The policy offers strategic direction to staff and establishes guiding principles to be applied throughout the budget development process.

1. Budget Formulation Principles

1.1 The annual budget is guided by the Strategic Community Plan, Corporate Business Plan, Long Term Financial Plan and other adopted strategies. The City also considers community and customer feedback as part of determining budget priorities.

1.2 The City's Long Term Financial Plan (LTFP) will guide the parameters for the annual budget and should be updated and adopted by Council annually following the adoption of the annual budget.

1.3 All budget submissions are to include detailed phasing in order to facilitate accurate budget variance reporting each month.

1.4 All budget submissions must consider sustainability issues, alignment with community priorities and value for money.

1.5 In accordance with s.6.32(1)(a) of the *Local Government Act 1995*, the City is to impose a general rate on rateable land within its district in order to make up the budget deficiency.

1.6 As per the *Local Government Act 1995* s.6.33, the City will model the General Rates revenue for the year using the Differential Rates Strategy based on appropriate land use/type characteristics.

1.7 The City is to review Specified Area Rates annually to ensure sufficient funding is raised to meet anticipated current and future needs.

2. Strategic Reserve Management

Any budget surplus identified at each financial year is to be transferred to an appropriate Reserve consistent with the objective and meeting the target values as outlined in the City's LTFP.

The City maintains reserves for two purposes:

(a) reserves required by legislation to hold funds for a specific purpose (for example, service charges, specified area rates, and cash-in-lieu of public open space); and

(b) discretionary reserves established by Council to build the City's financial capacity (for example, investment, asset renewal, and revenue-smoothing reserves).

The current list of reserves, their purposes and their funding strategies is maintained in the City's Reserve Schedule, adopted and varied by Council as part of the annual budget process.

3. Content of Annual Budget and Working Papers

As outlined in the *Local Government (Financial Management) Regulations 1996* Part 3, the City must include the following information in the draft annual budget and working papers:

- Statement of Comprehensive Income
- Statement of Cash Flow
- Statement of Financial Activity
- Rating Information, including discounts, waiver, concession and write offs
- Service Charges Information
- Fees and Charges Information
- Rating Objects and Reasons
- Details of new capital and operating initiatives
- Any amendments to the City's significant accounting policies

4. Elected Member Engagement on Draft Annual Budget

The draft annual budget, including proposed capital and operating initiatives, and rating objects and reasons, should be communicated to Elected Members via annual budget workshops to enable Elected Member feedback and recommendations prior to the draft budget being presented for Council adoption.

5. Mid-Year Budget Review

As outlined in the Policy Scope, the City is bound by Reg. 33A of the *Local Government (Financial Management) Regulations 1996* to carry out a review of its financial performance, addressing budget variations arising during the first half of the financial year (i.e. to 31 December). The review is to be carried out between 1 January and the last day of February and submitted to Council by 31 March of that financial year.

The mid-year review is not to be used to fund new initiatives, except where an initiative is identified by the Executive Leadership Team and Elected Members as essential and either has an identified funding source or is authorised in advance by Council, consistent with s.6.8 of the *Local Government Act 1995*.

6. Expenditure for an Additional Purpose

Except in the circumstances described in s.6.8(1)(a) and (c) of the *Local Government Act 1995* (see Policy Scope), proposed expenditure for an additional purpose is to be determined by Council by absolute majority, consistent with s.6.8(1)(b). Where possible, this will be

presented via a report to the Strategic & General Services Committee; in cases of urgency, additional purpose consideration may be presented to Council directly.

Where expenditure for an additional purpose is authorised, the decision will amend the budget by creating a new budget account to accommodate the proposed expenditure. The additional expenditure may be funded from a budget surplus, an external grant, a reserve (see Strategic Reserve Management), or by transferring the required funds from one or more existing accounts to the new account, consistent with s.6.8 of the *Local Government Act 1995.*

7. CEO Delegated Authority for Insufficient Budget Allocations

In addition to any other expenditure delegation already granted to the CEO, and subject to any limitation on that delegation under legislation or other Council policy, the CEO is delegated authority to incur expenditure for a purpose already identified within the budget where there are insufficient funds allocated – in accordance with the delegated authority register.

8. Quarantining of Budget Accounts

At the time of adoption, amendment or review of the annual budget, Council or the CEO may determine that certain budget accounts are to be quarantined. This places a restriction on expenditure, or expenditure above a prescribed amount, from that account without further approval from Council or the CEO (as applicable).

9. Budget Amendment Reports

On an as-needs basis, budget amendment reports, such as those considering an additional purpose, additional funds, grant acceptance, or the quarantining or release of quarantined funds, will be presented to Council.

10. Carried Forward Budget

Unspent funds from a budget year will only be carried forward to the new budget year where:

- a project has already commenced or been committed, with expenditure incurred or contractual commitments entered into that meet or exceed the material variance threshold adopted by Council for Statement of Financial Activity reporting under Reg. 34(5) of the *Local Government (Financial Management) Regulations 1996,* and works remain incomplete at 30 June; or
- a project or activity has unspent grant funds at 30 June; or
- at the discretion of Council or the CEO (as applicable).

Carried forward project estimates are to be presented and adopted by Council with the annual budget. A subsequent report will be presented to Council to make budget amendments to carried forward budgets, reflecting the final position at the end of the financial year.

Definitions and abbreviations

Nil.

Responsibility and review information	
Responsible officer:	Manager Financial Services
Document adoption/approval details	Approval/adoption date Proof of adoption/approval - meeting name or document no#
Document amendment details	Amendment approval/adoption date Proof of adoption/approval - meeting name or document no#
Next review date	(maximum of four years from last review)

OFFICIAL

2.25 Insufficient Budget Allocations	
Delegator:	Council
Date adopted:	x September 2026
Delegation:	Council delegates the authority to incur expenditure for a purpose already identified within the budget where there are insufficient funds allocated. **Legislation** — *Local Government Act 1995* **Section** — 5.42 For the purpose of effective management of the City of Fremantle.
Delegated to:	Chief Executive Officer
Limitations on delegation:	Incur expenditure in accordance with the Budget Management Council Policy, subject to: • The proposed expenditure is a maximum of 5% or $50,000 above the budgeted amount, whichever is the lesser; and • Sufficient funds are available from other budget line items within the overall budget that, in the CEO's opinion, are not expected to be spent during that financial year. Where these criteria are not met, the proposed expenditure is to be presented to Council for an absolute majority decision as if it were for an additional purpose.
Power to sub delegate:	Nil
Reporting requirements	
Use of this delegation is to be recorded in the City's record keeping system.	

Exemption Type	Supplier	$15,001-$50,000 - Policy Requirement – seek minimum of 2 quotes			
Subscription (excluding software)	MetroCount	Contract Term	12 months	Exemption Reason	MetroCount is supplying, installing, commissioning and supporting permanent traffic and active transport monitoring infrastructure, together with remote data services and integration into the City's existing ATLYST data management platform. MetroCount/ATLYST is a proprietary traffic data collection and management system that is uniquely compatible with MetroCount traffic counters and their exclusive ".eco" file format. The City's existing permanent traffic count sites, historical traffic database, and ongoing traffic monitoring program are all based on this platform. Changing to an alternative system would result in significant loss of historical compatibility, disruption to existing traffic monitoring processes, and potential loss of access to long-term traffic data records relied upon for transport planning, engineering assessments, grant applications, and road safety analysis. As such, MetroCount/ATLYST is considered a specialist OEM system with no practical equivalent or substitute available.
		Contract Value	$17,976.00		
		Approval Date	09/06/2026	Value for Money Assessment	Value for money is achieved through maintaining a single integrated monitoring platform, preserving access to historical data, reducing administrative and operational costs, ensuring consistency of reporting and analysis, and avoiding the costs associated with data migration, duplicate systems and ongoing management of multiple software platforms. The proposal also includes installation, commissioning, remote data services, diagnostics, technical support and integration with the City's existing ATLYST environment, providing a complete end-to-end monitoring solution with low lifecycle costs.
		Approval Authority	Director Infrastructure		
Specialist Legal or Consultant Advice	Jackson McDonald	Contract Term	4 Months	Exemption Reason	Jackson McDonald holds considerable skills and specific information to support the development of the proposed tender document. Specific lawyers at Jackson McDonald have advised on the major projects that will benefit from the establishment of this Panel, including; Fremantle Oval Redevelopment and Operations Centre.
		Contract Value	$33,000.00		
		Approval Date	10/06/2026	Value for Money Assessment	The City will see time and cost efficiencies in the procurement of consultancy services, as well as continuity and increased working knowledge of CoF operations. Compared with rates of other legal activities recently procured by the City and considered the value and risk of the services proportionate to the projects involved.
		Approval Authority	Director Infrastructure		

Exemption Type	Supplier	$15,001-$50,000 - Policy Requirement – seek minimum of 2 quotes			
Statutory Exemptions including Advertising	Public Transport Authority	Contract Term	12 months	Exemption Reason	Public transport Authority (PTA) is a state Government Agency and is the owner of the public transport network and therefore a sole provider of the Bus shelter replacement program funding partnership agreement.
		Contract Value	$34,320.55		
		Approval Date	19/06/2026	Value for Money Assessment	The city will be eligible to apply to the bus shelter replacement program for upto 50% funding.
		Approval Authority	Director Infrastructure		
Sole Source of Supply	Truck Centre WA Pty Ltd	Contract Term	12 months	Exemption Reason	Truck Centre is the West Australian distributor for Volvo Trucks. The City requires Volvo truck parts, servicing and technical skills.
		Contract Value	$22,000.00		
		Approval Date	10/07/2026	Value for Money Assessment	Truck Centre is the West Australian distributor for Volvo Trucks. Maintain vehicle warranties. No other supplier can deliver specific parts, technical requirements and manufacturer-backed support. Truck Centre holds the exclusive distribution rights for new Volvo Trucks in Western Australia.
		Approval Authority	Director Infrastructure		
Original Equipment Manufacturer (OEM)	WA Hino (The Trustee for Truck Unit Trust)	Contract Term	12 months	Exemption Reason	The maintenance and repair of Hino vehicles require proprietary tools, OEM-trained technicians, and access to OEM parts and software. Services that only authorized Hino service centers can reliably provide.
		Contract Value	$20,000.00		
		Approval Date	31/07/2026	Value for Money Assessment	Use of OEM parts and service centres ensures vehicle reliability, in stock pasts and consumables, and access trained technician who specialise in Hino vehicles. This reduces. Third parties cannot provide this level of service and this can impact, repeat work, increased down time and limited access to genuine parts and long lead times. Where appropriate the City uses stock parts available from retail stores.
		Approval Authority	Director Infrastructure		

Exemption Type	Supplier	$15,001-$50,000 - Policy Requirement – seek minimum of 2 quotes			
Specialist Legal or Consultant Advice	BMT Commercial Australia Pty Ltd	Contract Term	10 months	Exemption Reason	The City of Fremantle, with Fremantle Ports, implemented Sand Nourishment via Dredge at Port Beach, North Fremantle as the coastal adaptation protection option. As part of the environmental assessment and approval process, the City committed to undertake a Coastal Monitoring program to measure the performance of the sand nourishment, monitor erosion and potential environmental impacts. BMT were awarded the Coastal Monitoring program and have been performing the scope of works since the sand nourishment. As part of the environmental assessment and approval process, the coastal monitoring program is to run through until July 2027 at which point it will be reviewed. This exemption is to Contract BMT to complete the monitoring program until July 2027.
		Contract Value	$43,984.00		
		Approval Date	21/08/2026	Value for Money Assessment	BMT were appointed as the Consultant from a competitive procurement process and in accordance with the City's Purchasing Policy. BMT were the best value for money received and were awarded the contract on this basis. The rates of the variation are in accordance with the tendered rates adjusted for annual CPI increases. The scope has also been adjusted to reflect the latest data capture methodology and access to Dept. of Transport and Major Infrastructure survey and data sets.
		Approval Authority	Director Infrastructure		
TOTAL EXEMPTIONS $15,001 - $50,000					**$171,280.55**

Exemption Type	Supplier	$50,001-$249,999 - Policy Requirement – seek minimum of 3 quotes			
Sole Source of Supply	MetroCount	Contract Term	One-Off	Good and Services provided (scope)	MetroCount is supplying, installing, commissioning and supporting permanent traffic and active transport monitoring infrastructure, together with remote data services and integration into the City's existing ATLYST data management platform. The scope includes: - A permanent RoadPod VP vehicle monitoring site on Hampton Road, South Fremantle, capable of collecting continuous vehicle volume, speed, classification and directional movement data. - Two permanent RidePod® BP active transport monitoring sites at the Montreal Street underpass and Forrest Street underpass, capable of collecting cyclist, e-scooter and pedestrian volume, speed, classification and directional movement data. - Supply and installation of sensors, cabinets, solar power systems, communications equipment and remote access modules. - Project management, site commissioning, diagnostics, technical support and remote data collection services. - Ongoing delivery of raw data and reporting through the MetroCount ATLYST platform, which is the City's existing traffic and active transport data management system.
		Contract Value	$67,000		
		Approval Date	15/06/2026	Value for Money Assessment	The City assessed whether alternative suppliers could provide equivalent traffic and active transport monitoring equipment and services. While alternative suppliers exist, MetroCount provides the best value for money because its equipment, proprietary data formats and ATLYST software platform are fully compatible with the City's existing traffic monitoring network and historical datasets. Value for money is achieved through maintaining a single integrated monitoring platform, preserving access to historical data, reducing administrative and operational costs, ensuring consistency of reporting and analysis, and avoiding the costs associated with data migration, duplicate systems and ongoing management of multiple software platforms. The proposal also includes installation, commissioning, remote data services, diagnostics, technical support and integration with the City's existing ATLYST environment, providing a complete end-to-end monitoring solution with low lifecycle costs. MetroCount has a demonstrated history of delivering and supporting the City's monitoring infrastructure and continues to provide ongoing data services and technical support. Based on this established relationship and previous successful service delivery, a separate financial risk assessment was not considered necessary for this procurement.
		Approval Authority	CEO		
TOTAL EXEMPTIONS $50,001-$249,999					**$67,000.00**

FORM 1

STRATA PLAN **5493** Ca. 1

PARCEL OF LAND PT LOT 20 OF FREMANTLE TOWN LOTS 397,398,399,558,562 & 563 ON DIAGRAM 38171

CERTIFICATE OF TITLE: VOL: 304 FOL:98A VOL:359 F:86A VOL 1479 FOL 883 368 105A 1332 92

LOCAL AUTHORITY CITY OF FREMANTLE

LOCALITY FREMANTLE INDEX PLAN 13.26 PERTH 2000

NAME OF BUILDING "JOHNSON COURT"

ADDRESS FOR SERVING OF NOTICES ON COMPANY ~~D. NICHOLAS, 33 BARBIGAL ST, LESMURDIE~~

LODGED 8 . 2 . 77

EXAMINED 7 . 10 . 77

REGISTERED 11 . 10 . 77 APP. B.A.M. 5299

REGISTRAR OF TITLES

SEE ANNEXURE 'B'

HELD BY LANDGATE IN DIGITAL FORM ONLY.

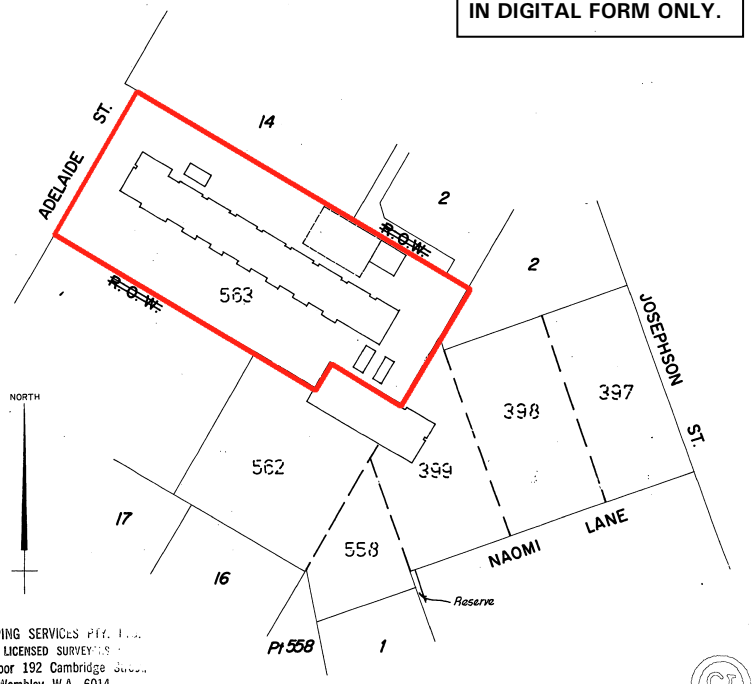

MAPPING SERVICES PTY. LTD.
LICENSED SURVEYORS
1st Floor 192 Cambridge Street,
Wembley W.A. 6014.
Phone 81 6333

SCALE 1:750 ~~LINKS TO AN INCH~~

SCHEDULE OF UNIT ENTITLEMENT		OFFICE USE ONLY CURRENT Cs. of TITLE	
LOT No.	UNIT ENTITLEMENT	VOL.	FOL.
AGGREGATE			

CITY OF FREMANTLE
These Plans Form Part Of
DA0108/26
18 Mar 2026

SURVEYOR'S CERTIFICATE

I hereby certify that the building shown on the plan is within the external surface boundaries of the parcel ~~and where eaves or guttering project beyond those boundaries, that a registered easement has been granted as an appurtenance of the parcel or, where the projection is over a road that the Local Authority has consented thereto.~~

DATE 24 . 1 . 77 LICENSED SURVEYOR.

APPROVED BY THE TOWN PLANNING BOARD
FOR THE PURPOSES OF THE STRATA TITLES ACT 39 OF 1966

DATE CHAIRMAN.

837 70/9/70 – 2M – O/MGD

LANDGATE COPY OF ORIGINAL NOT TO SCALE Fri Aug 25 13:01:06 2017 JOB 54712856

Landgate
www.landgate.wa.gov.au

C.A. 4

SHEET No. SEVEN **OF** TEN **SHEETS**

STRATA PLAN No. 5493

SIXTH **FLOOR**

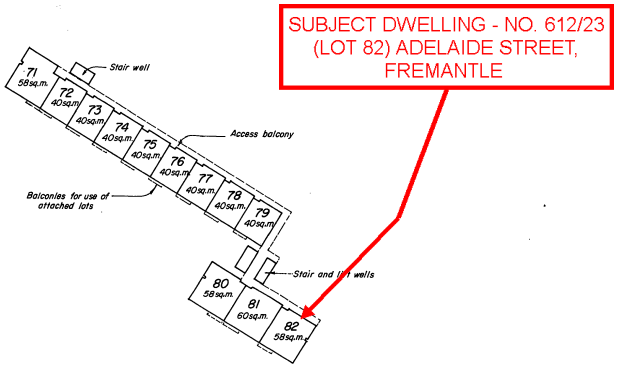

NORTH

CITY OF FREMANTLE
These Plans Form Part Of

DA0108/26

18 Mar 2026

MAPPING SERVICES PTY. LTD.
LICENSED SURVEYORS
1st Floor 192 Cambridge Street,
Wembley W.A. 6014.
Phone 81 6333

SCALE 1:750

APPROVED

FOR THE PURPOSES OF THE STRATA TITLES ACT 39 OF 1966 AS AMENDED

TOWN PLANNING BOARD	LOCAL AUTHORITY CITY OF FREMANTLE
DATE ..... CHAIRMAN	DATE 7th May, 1977 ~~SHIRE~~/TOWN CLERK

57295/6/76-2M-C397

LANDGATE COPY OF ORIGINAL NOT TO SCALE Fri Aug 25 13:01:06 2017 JOB 54712856

Landgate
www.landgate.wa.gov.au

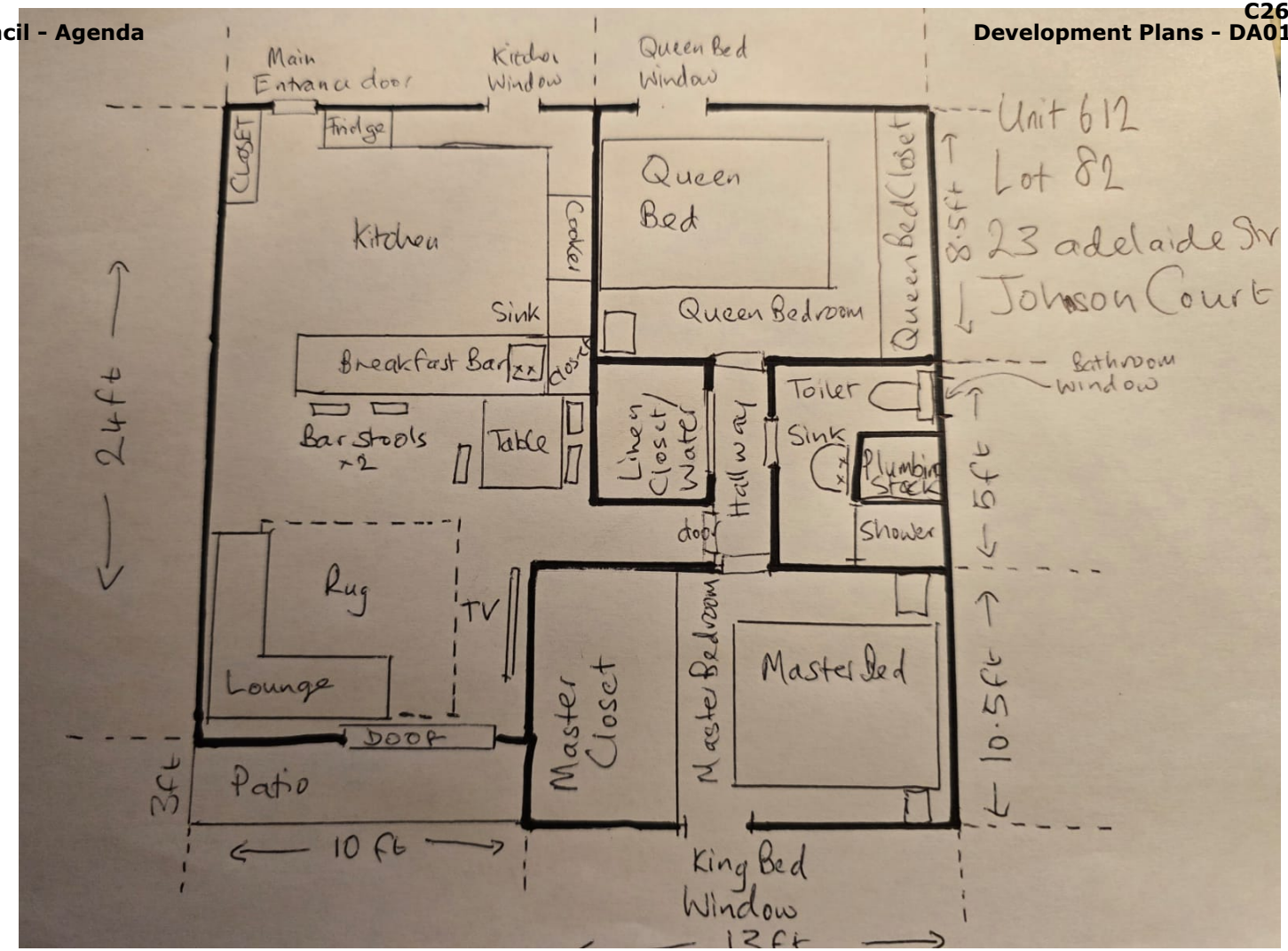
Main Entrance door
Kitchen Window
Queen Bed Window
Unit 612
Lot 82
23 adelaide Str
Johnson Court
CLOSET
Fridge
Kitchen
Cooker
Sink
Breakfast Bar
door
Bar stools x2
Table
Queen Bed
Queen Bedroom
Queen Bed Closet
8.5ft
Linen Closet/ Water
Hallway
Toilet
Sink
Plumbing Stock
Shower
Bathroom window
5ft
door
24ft
Rug
TV
Lounge
DOOR
Patio
3ft
10 ft
Master Closet
Master Bedroom
Master Bed
10.5ft
King Bed Window
13ft

Management Plan

Unit 612, Lot 82,

Johnson Court,

23 Adelaide Street, Fremantle

Owner, [redacted], intends to short term lease his unit using social media platforms Booking.com, Air Bnb and **SmartstayWA.** The latter also being the management company for the unit, however, owner completes all maintenance, cleaning, directions for guest issues and trades if and when required. Although SmartstayWA manages the unit on my behalf, all issues other than bookings are dealt with by the owner, whom is onsite within 15 minutes and lives close by in Bicton.

The business operates on a **minimum stay of 2 nights** although primarily runs 3-to-7-night stays on average. We do not allow 1-night stays. All bookings are secured by credit card.

The unit has Wifi access, a 65 inch Smart TV, Google Speaker, Dish washer, Microwave and all other normal household accessories. The unit has a dual - fire and carbon monoxide monitor. The unit has a gas stove and hot water system, with a large capacity hot water boiler in a secure / easily accessible closet inside the unit. All power AC in this building are located in the stairwells nearest the unit.

Hours of Operation

Check-in is 3pm
Check-out 10am

SmartstayWa handles bookings and provides check in details as well as access and parking details to the guests. SmartstayWA also covers the units 'House Rules' of access, noise, respect for others, garbage disposal and a **24/7 phone number for emergencies** and issues with the unit. Issues in turn are forwarded to myself as required. Essentially the guests are aware to contact the management company whom in turn contact myself only where needed, thus operates like a limited concierge for the unit specifically.

Parking is on site and accessible from the rear of the building on Josephine Street (East side of the building) in Car Park Gate 1. **Access** - Guests are provided a lock box number which is located at the front gate (west side of the building) on Adelaide Street opposite Chemist Warehouse. Inside the lock box are the unit keys as well as front gate access dongle and parking dongle. 2 dongles. The unit itself has an electronic keypad entrance with codes generated by myself, the owner, and provided to SmartstayWA. The dongles give access to the building and parking areas. The Gated Secure parking wraps around the building from the East rear entrance on Josephine street to the west side. Parking Area 1 is provided for guests staying at Johnson Court only. Parking 2 (elevated) and 3 stretching to the west side are for owner occupiers and spaces rented out by the committee only.

Unit 612 is a **2-bedroom 1 bathroom** unit, **accessible by the elevator on the 6th floor**, sleeping a **max of 4 people. Toilet** / Shower facilities are within the unit. The unit has a secure screen door as well as main door. Main door has both manual and electronic lockable capability.

CITY OF FREMANTLE
These Plans Form Part of

DA0108/26

18 Mar 2026

The unit's contents are covered by **Allianz Insurance (landlords Insurance)** to a value of $42000, for damage, theft, flooding. The insurance covers all flooring, electronics, furniture, fixtures and fittings. The building itself carries insurance managed through the committee and ESM Strata.

There are no additional **employees for the unit** apart from both my wife and I for cleaning and the SmartstayWA booking / Management staff.

Instructions for access of the building are provided by SmartstayWA and once inside the building it is well lit and has directions for access, **fire and safety** instructions, wide staircases to access all floors, **Muster station** information as well as notices regarding noise and respect for other guests and owner occupiers.

The building has excellent and **brand-new facilities** for laundry, 2 x elevators, recently upgraded balustrades on all floors, 2 stairwell fire exits, one at either end of the building as well as newly installed lighting on all floors and surrounds such as the outside laundry drying area, bike shed, lawns, car parking and Bin areas. The building operates an efficient recycling procedure through containers for change.

Please see attached Building Site Plan as well as unit 612's Floor plan.

[redacted]

CITY OF FREMANTLE
These Plans Form Part of

DA0108/26

18 Mar 2026

urbanista
TOWN PLANNING

28 August 2026

SHORT TERM ACCOMMODATION: CODE OF CONDUCT

23 ADELAIDE ST, FREMANTLE

Dear Guest

Thank you for choosing our property for your stay.

We request your cooperation in maintaining a harmonious environment for everyone. Please be advised that as the booking is in your name, any visitors or persons staying in the unit are your responsibility. You will be responsible for any damages or incidents that visitors or persons in the property may cause during your reservation period.

For the comfort and consideration of all occupiers and neighbours, please note that we have a strict NO gathering/party policy. All visitors must leave by 22:00. Only the registered overnight occupiers (limits apply) are permitted to be in the unit after this time. Please note that the property and surroundings are ALL strictly non-smoking. The property does not allow pets.

Should two consecutive complaints be received within a 24-hour period and be verified by the Property Manager, CCTV or security service, you will be notified in writing that your stay with us is terminated, and you will be requested to leave the property within 1 hour from when the second incident was validated. Should we receive a complaint regarding anti-social behaviour which is validated by the Operator, CCTV or security firm you will also be requested to vacate the property within 1 hour.

We reserve the right to claim for any damage (including stained towels, linens and carpet), incidentals and losses of any monies due to your stay without further notice. Note any additional costs will also be claimed from you. This includes full rates for any nights that an unit is unavailable for occupation due to damage caused by your occupation.

We reserve the right to evict any guest from our property if we feel the property is being/will be damaged/misused/or being used in an unsafe way. You will not receive a refund if evicted. You may also be charged the full price for every day / night that we cannot sell the unit due to the events of your stay.

To ensure a pleasant and comfortable stay at our property, we kindly ask all guests to adhere to the following additional conduct requirements:

1. Respect for Neighbours: Please be respectful to our neighbours by observing quiet times from 10:00pm to 07:00am.

2. No Parties or Events: Strictly no parties or events are allowed on the property. We appreciate your understanding and cooperation in maintaining a peaceful environment.

231 Bulwer Street, Perth WA 6000
admin@urbanistaplanning.com.au
(08) 6444 9171
urbanistaplanning.com.au

urbanista
TOWN PLANNING

3. No Smoking or Vaping: Smoking or vaping is strictly prohibited inside the property. We kindly request that you use outdoor areas for smoking and dispose of cigarette butts responsibly.

4. No Food in Carpeted Areas: To maintain cleanliness, please refrain from eating or allowing food in carpeted areas. We provide designated dining areas for your convenience.

5. Parking: One car bay is available accessed via the dongle provided. No parking available for guests.

6. Waste Disposal: Rubbish should be placed in the provided waste bins in the apartment and central waste bins located in the apartment garage area

7. General Pantry and Toiletries: Feel free to help yourself to the general pantry and bathroom toiletries provided for your convenience.

8. Stove Top Cleaning: After use, please wipe down the stove top and kitchen using cleaning materials provided.

9. Air Conditioner/Heater Usage: Please turn systems off when leaving the property for extended periods.

10. Belongings and Cleaning: Please tidy up and return belongings to their original locations. Please clean all dishes and put them away or stack the dishwasher before checking out. If additional cleaning is required, a further charge may be applied.

11. Front Door Locking: Please remember to lock the front door when leaving the property.

12. Key Usage: It is advisable to return the key to the lockbox when coming and going to ensure constant access. In case of accidental lockouts, please contact the host for prompt assistance.

If you believe any essential services or amenities are missing, please inform us so that we can continually improve our guests' experience.

Thank you,
Management

FIRE EVACUATION PLAN: 23 ADELAIDE TERRACE, FREMANTLE

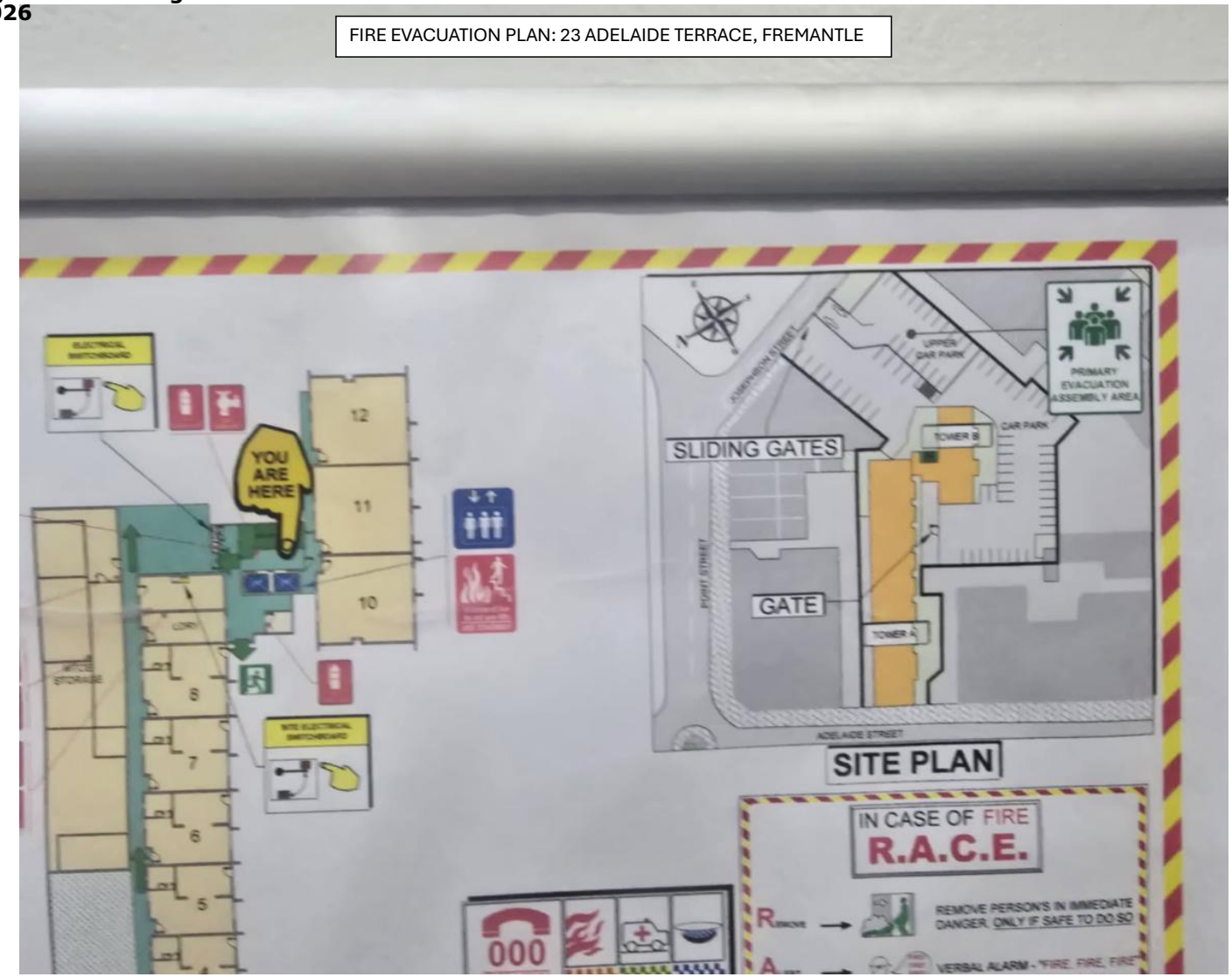

urbanista
TOWN PLANNING

1 September 2026

Justin Lawrence
Coordinator Statutory Planning
City of Fremantle
151 High St
FREMANTLE WA 6959

Dear Justin,

NO.23 ADELAIDE TERRACE, FREMANTLE

SAT APPEAL DR 105/2026

In accordance with the State Administrative Tribunal Orders for matter DR 105/2026 made on 28 August 2026, the Applicant agreed to provide the Respondent with additional information by 1 September. The additional information included the submission of a Code of Conduct, which is attached to this letter, and agreement for a time limited approval to be conditioned as part of the Section 31 (1) reconsideration.

Accordingly, please take this as notice that the applicant agrees to a time limited approval. Although we would prefer a period of four years to be granted, which is in accordance with the approval period granted for development applications, we understand that the City would prefer to be consistent with recent decisions by its Council and impose a two-year approval period. We therefore leave the matter open to its planning officers to impose a time limited approval it feels is necessary, hoping for a four year period but accepting a two year limit.

Please do not hesitate to contact me on 08 6444 9171 or petar@urbanistaplanning.com.au should you require any further information or clarification.

Yours sincerely,



PETAR MRDJA
Director | Urbanista Town Planning

Attached – Code of Conduct

231 Bulwer Street, Perth WA 6000
admin@urbanistaplanning.com.au
(08) 6444 9171
urbanistaplanning.com.au

WALGA

Short-Term Rental Accommodation (STRA) in Western Australia

Consultation Paper

September 2026

Table of Contents

1. Introduction and Purpose 3
2. Background to STRA Reform in Western Australia 5
Legislation and Policy 6
WALGA Advocacy and Sector Support 7
3. Emerging Considerations 7
3.1. Operational Implications 7
Misuse of STRA categories and Exemption Framework 7
Data and Registration System 9
Compliance and Enforcement 10
3.2. Broader Context and Considerations 11
Housing Availability and Supply Pressures 11
Tourism and Local Economic Considerations 14
Neighbourhood Amenity and Local Impacts 14
4. Draft Advocacy Position 15
Appendix A 17

1. Introduction and Purpose

Short-term rental accommodation (STRA) refers to houses, units or apartments let for short-term stays on a commercial basis. STRA is an established and growing component of Western Australia's accommodation sector and Local Governments are at the forefront in managing the planning, regulatory and community impacts.

WALGA first adopted an Advocacy Position on STRA in 2017. The current Advocacy Position 6.13 – *Short-Stay Accommodation* (refer Appendix A) was endorsed in March 2022:

6.13 Short-Stay Accommodation

1. *That the WAPC not endorse the draft Position Statement: Planning for Tourism and the associated Guidelines prior to:*
    a. *Additional engagement occurring with the Local Government sector, and specifically those Local Governments with significant tourism industries and knowledge and experience in the regulation of tourism land-uses,*
    b. *The provision of further justification for the need to exempt un-hosted short-term accommodation from development approval, and specifically clarification on,*
        i. *Zones in which the exemption would apply,*
        ii. *Whether the exemption would apply in bushfire prone areas, flood prone areas, and other areas covered by special control areas,*
    c. *Consideration of the recommendations outlined in Appendix 1 of this submission, and*
    d. *Clarification being provided on the extent and ability of any state-wide registration scheme to address planning, amenity and management issues associated with both hosted and un-hosted short-term accommodation, that satisfies the WAPC that these issues can be suitably managed outside the planning system, particularly:*
        i. *How the Scheme will allow for capturing and reporting of the number of days unhosted short-term accommodation is let in a calendar year, and*
        ii. *How the Scheme's design will reduce the ability of hosts to 'game' the system to avoid the need for a development approval while letting their property for more than 60 days.*
2. *The interdepartmental working group be re-formed to guide the establishment of a state-wide registration scheme, and to include Local Government as a key stakeholder to ensure that the experience and knowledge of the sector informs the Scheme's formulation,*
3. *That the establishment and operation of the state-wide registration scheme should be managed by the Department of Mines, Industry Regulation and Safety,*
4. *That the State allocate necessary financial resources to the lead agency to support the establishment of a 'fit-for-purpose' state-wide registration scheme, and*
5. *That the state-wide registration scheme be developed for both short-term accommodation and peer-to-peer platforms with the inclusion of the following features:*
    a. *All hosted and un-hosted short-term accommodation must be required to be registered with the scheme before being able to advertise the property, and platforms must publish the registration number as part of the marketing and booking services,*
    b. *All peer-to-peer platforms that seek to let short-term accommodation must be regulated through the scheme as a host platform,*
    c. *Obligations of registration for both hosts and platforms must be clear and appropriate infringements and compliance tools should be embedded in the regulatory framework,*
    d. *Local Governments must be able to maintain the ability to require the provision of additional information and impose additional licencing or operational*

requirements, depending on their circumstances, including both town planning and Local Government Act (Local Law) regulation

e. *Local Government's must be able to set fees commensurate with the cost of providing the service for any role undertaken as part of the scheme, and*

f. *Local Governments must have access to all necessary data collected by the scheme to adequately manage the potential impacts of short-term accommodation providers and to ensure local requirements are being met by hosts.*

Since the 2022 Advocacy Position was endorsed, Western Australia has undergone significant STRA legislative reform, including the introduction of a mandatory State-wide STRA Register, and changes to the planning framework relating to STRA land use definitions and development approval requirements.

WALGA is reviewing the STRA Advocacy Position is ensure it reflects these reforms and the consequent needs and priorities of Local Government.

This consultation paper is intended to:

- support sector discussion on the operation of the current STRA framework
- identify emerging implementation and operational challenges
- facilitate sector feedback on a revised STRA Advocacy Position and future advocacy priorities.

WALGA has developed a revised draft STRA Advocacy Position for Local Government feedback:

6.13 Short-Term Rental Accommodation

WALGA calls on the State Government to:

1. *Amend the Short-Term Rental Accommodation (STRA) planning framework, including land use definitions, exemptions and development application requirements to:*
   a) *Remove Ancillary Dwellings from being eligible to operate as Hosted STRA.*
   b) *Remove the 90-night development approval exemption for Unhosted STRA within the Perth metropolitan region.*
2. *Reform and strengthen the STRA register and regulatory framework to:*
   a) *Prevent the misuse of STRA registration categories.*
   b) *Replace automatic registration at point of application with a verification process that requires confirmation of all relevant approvals and required information prior to registration being granted.*
   c) *Automatically suspend registrations for Unhosted STRA that do not comply with development approval requirements and exceed the 90-night exemption threshold.*
   d) *Establish a proactive, State-led compliance and enforcement framework, supported by appropriate powers and resourcing, to investigate non-compliance and efficiently suspend or cancel STRA registrations.*
3. *Commission an independent review into the impact of STRA on housing availability and affordability to inform future planning, registration and regulatory reforms.*

WALGA is seeking Local Government feedback on the draft Short-Term Rental Accommodation Advocacy Position by Friday, 2 October 2026. Feedback can be provided to planning@walga.asn.au.

2. Background to STRA Reform in Western Australia

In 2019, a *State Parliamentary Inquiry Levelling the Playing Field: Managing the impact of the rapid increase of short-term rentals in Western Australia* was undertaken in response to the rapid growth of STRA across Western Australia. The Inquiry identified concerns relating to inconsistent regulation, housing pressures, local amenity impacts and inequities between accommodation providers.

The Inquiry recommended, amongst other things, a more coordinated State-wide regulatory framework, including a mandatory registration scheme and clearer planning controls to improve regulatory consistency and compliance oversight. In response to the Inquiry, the State Government introduced a range of STRA reforms.

This included a State-wide STRA registration scheme mandatory for STRA accommodation providers, underpinned by the *Short-Term Rental Accommodation Act 2024* (STRA Act). The Registration scheme was mandatory from 1 January 2025 and requires annual registration of all STRA properties. The state-wide registration scheme is currently administered by the Department of Local Government, Industry Regulation and Safety (LGIRS).

Amendments were also made to the planning framework through the *Planning and Development (Local Planning Schemes) Regulations 2015* (LPS Regulations), including:

- introduction of consistent land use definitions, recognising STRA as a distinct use, comprising:
  - *Hosted STRA* (where the host resides on-site)
  - *Unhosted STRA* (exclusive use of an entire dwelling)
- new development approval requirements and exemptions, including:
  - exemptions from development approval for Hosted STRA
  - a development approval exemption for Unhosted STRA within metropolitan Perth operating for 90 days or less. In regional areas, Local Governments retain discretion to determine when development approval is required.

These definitions and exemptions are established through the deemed provisions of the LPS Regulations, meaning they apply uniformly across all local planning schemes and cannot be modified through local schemes or local planning policies (LPPs).

Local Governments have subsequently been required to update their local planning schemes and specifically zoning tables to align with the revised STRA framework, supported by guidance material provided by the Department of Planning, Lands and Heritage (DPLH).[1]

The State Government also introduced STRA incentive scheme that offered a $10,000 financial incentive to owners of Unhosted STRA properties to transfer their property to the long-term rental market for at least 12 months to support people seeking a rental home.[2]

[1] Department of Planning, Lands and Heritage (DPLH), Short Term Rental Accommodation
[2] Department of Local Government, Industry Regulation and Safety (LGIRS), Short-Term Rental Accommodation Incentive Scheme

Legislation and Policy

The legislative and policy changes to the STRA framework since WALGA's Short-stay Accommodation Advocacy Position was endorsed in March 2022 are outlined in the Table below.

Document	Summary
Planning Legislation and Policy	
Planning and Development (Local Planning Scheme) Regulations 2015 Planning and Development (Local Planning Schemes) Amendment (Short-Term Rental Accommodation) Regulations 2024	Introduced a consistent planning framework for the regulation of STRA across Western Australia to establish a consistent State-wide planning framework for STRA, including new land use definitions and exemptions that determine when development approval is required.
Position Statement: Planning for Tourism and Short-term Rental Accommodation (November 2024)	Sets out the Western Australian Planning Commission's policy position on the planning and management of tourism and short-term rental accommodation land uses, including guidance on their appropriate location and consideration through the planning framework.
Planning for Tourism and Short-term Rental Accommodation Guidelines (November 2024)	Provide guidance to support implementation of the Position Statement, including guidance on strategic planning, local planning frameworks, tourism land uses, short-term rental accommodation and development assessment considerations.
Planning Bulletin 115/2024 Short-Term Rental Accommodation (STRA) – Guidance for local government	Provides guidance to Local Governments on implementing STRA-related amendments to the *Planning and Development (Local Planning Schemes) Regulations 2015*, including the introduction of new deemed land uses, development approval exemptions and associated local planning scheme amendment
STRA Legislation and Register	
Short-Term Rental Accommodation Act 2024	Establishes a State-wide regulatory framework for STRA in Western Australia, including a registration scheme for STRA properties, information-sharing arrangements, compliance mechanisms, and related provisions to support the management and oversight of the sector.
Short-term Rental Accommodation Regulations 2024	Prescribe the operational requirements necessary to administer the STRA Act, including registration information requirements, register content, notification obligations, disclosure provisions, fees, offences, penalties and other administrative matters.

WALGA Advocacy and Sector Support

WALGA and Local Governments have been actively advocating and engaging with the State Government on STRA for over a decade, including formal consultation during the development of the STRA reforms. WALGA made several submissions on behalf of the sector, with the 2022 submission on STRA reforms forming the basis of WALGA's current Advocacy Position 6.13 – Short-Stay Accommodation.

This Advocacy Position responded to the then draft *Position Statement: Planning for Tourism* and associated Guidelines, recommending a range of changes to ensure that proposed planning reforms—particularly development approval exemptions—were appropriately justified and capable of addressing planning, amenity and management impacts.

The position also put forward recommendations regarding the design, establishment and operation of a state-wide STRA registration scheme, which had not yet been developed at that time. These recommendations emphasised that the scheme should:

- effectively monitor exemption thresholds and support planning compliance
- include clear compliance and enforcement mechanisms
- provide Local Governments with sufficient access to data
- maintain Local Government ability to apply local planning and regulatory controls
- enable appropriate cost recovery for Local Government functions associated with the scheme.

A significant proportion of WALGA's Advocacy Position was subsequently addressed in the 2024 STRA reforms, including updates to the planning framework and the introduction of the STRA Act and the state-wide registration scheme. Appendix A includes WALGA's Advocacy Position and the State Government response to the position.

However, several issues identified in WALGA's Advocacy Position—particularly relating to registration scheme operation and local implementation—are now emerging in practice. These include the ongoing compliance and enforcement burden placed on Local Governments without a clear cost recovery mechanism, planning exemptions, concerns and limitations in the functionality and integrity of the registration scheme. These matters are discussed further below.

WALGA also developed a Local Planning Policy Guideline for Unhosted STRA in consultation with DPLH, to support a more consistent and transparent approach to development assessment across the sector. The Guideline identifies a range of planning considerations relevant to Unhosted STRA proposals including guiding the assessment and location of STRA proposals, consideration and management of amenity impacts and operational guidance. Some Local Governments have developed Unhosted STRA LPPs and these policies continue to operate within the broader State planning framework but cannot vary or remove the State-based STRA exemptions set out in the LPS Regulations.

3. Emerging Considerations

The STRA reforms have been in place since 2024, with the registration scheme becoming mandatory from 1 January 2025. Through ongoing engagement with the Local Government sector, WALGA has identified a range of emerging considerations relating to current STRA operations, the regulatory framework, and the broader planning and housing context. Many of these issues were anticipated during the development of the STRA framework and align with the concerns raised in WALGA's current Advocacy Position, which are now materialising in practice.

3.1. Operational Implications

Misuse of STRA categories and Exemption Framework

The exemption framework limits the ability of Local Governments to assess the suitability of STRA within their locality and manage associated local impacts. As identified in WALGA's current STRA

Advocacy Position, concerns were raised during the development of the exemption framework that planning, amenity and management issues associated with both Hosted and Un-hosted STRA could not be adequately managed outside the planning system. The current Advocacy Position also raised concerns with the broad application of exemptions, which cannot differentiate between zones or account for bushfire-prone areas, flood-prone areas and other special control areas.

By removing the need for development approval, it also restricts the Local Government's ability to apply planning or operational controls, including management plans, occupancy limits, parking, noise and waste management. This is particularly challenging where properties operate under an exemption despite a previous refusal of development approval for an Unhosted STRA. Local Governments have provided examples of this occurring. WALGA's draft Advocacy Position recommends removing the metropolitan Unhosted STRA 90-night exemption, which will allow Local Governments to set appropriate exemption frameworks within their local community.

More concerningly, Local Governments consistently report the misuse of STRA categories and development approval exemptions, specifically:

- misuse of Hosted STRA, with properties registered as Hosted STRA despite indications that they are operating as Unhosted STRA
- misuse of the Unhosted STRA 90-night exemption in metropolitan Perth, with operators exceeding the threshold without obtaining development approval.

The current STRA Act and register make it difficult to verify, monitor and enforce compliance with these STRA categories and exemptions as outlined below. This creates opportunities for operators to incorrectly register properties and avoid the development approval process. The City of Belmont case study below provides an analysis of STRA within its Local Government area, demonstrating these concerns.

Case Study: City of Belmont (August 2026)

95 Hosted STRA and 54 Unhosted STRA recorded on LGIRS STRA Register

Approximately 50% of the Hosted STRA have one or more indicators that warranted further review as to whether the property was consistent with the definition of Hosted STRA, including:

- operators associated with multiple STRA properties
- properties managed by another person or third party
- properties managed by commercial short-stay operators.

Compliance investigations have also identified many instances where STRA registered as Hosted STRA appear to be operating as Unhosted STRA.

Approximately 50% of Unhosted STRA were recorded as being booked for more than 90 nights in the current period without a development approval. Review of these properties identified a range of issues with the information recorded, including:

- properties indicating that no valid development approval had been obtained;
- properties where the development approval status was recorded as refused, in progress or pending
- instances where the development approval information provided could not be verified and was clearly incorrect (i.e. DA number 1234)

Data and Registration System

One of the stated purposes of the STRA register is to gather information and data on the STRA sector to enable data driven decision-making and inform State Government policy and regulatory responses.[3]

Local Governments have identified that the legislative design of the registration scheme, as set out the STRA Act, limits its effectiveness, contributing to significant limitations in the register's operation, functionality, data integrity and reporting capability. Specifically, the Act allows a residential property to be registered as a STRA where the prescribed information and registration requirements are met, resulting in a registration framework with limited regulatory oversight at the point of registration.

Local Governments have identified the following key issues with the registration scheme:

- Limited verification of registration information: The applicant self-reports if a property is being registered as a Hosted STRA, with no requirement to provide evidence demonstrating that a property satisfies this category. Local Governments have consistently identified properties being registered in a manner that is inconsistent with their actual operation.
- Insufficient evidence of approvals:
  - Applicants are not required to upload a copy of a development application or other approval and are only required to provide a DA approval reference number. Given this, the register can't record relevant DA conditions such as time limited approvals.
  - The Register does not require evidence or confirmation that relevant building approvals, occupancy permits or other necessary approvals have been obtained. The Shire of Augusta-Margaret River has advised that numerous buildings have been registered without the required approvals or without meeting standards for human habitation, including sheds registered as STRA.
- No automated validation: The Register does not automatically identify information that appears inconsistent, invalid or incorrect. As identified in the City of Belmont example, clearly invalid/fake DA numbers are being used (i.e. DA number 12345.
- Gaming the system: Ability to game the system by no clear linkage between current and previous registrations for the same property, including cancelled registrations. The City of Belmont identified several addresses with multiple registration records. In some cases, a registration had been cancelled and replaced with a new registration under a different name or with a changed hosting status. This may reset the recorded nights booked, obscure the property's operating history and create the potential for the 90-night exemption to be circumvented.
- Multiple registrations and inconsistent occupancy details: Similar to the above issue, Local Governments have identified instances where multiple STRA registrations exist for the same property, sometimes with different occupancy configurations.

There is also no authority in the STRA Act to automatically suspend, amend or cancel a Unhosted STRA registration when the property exceeds the 90-night metropolitan Perth exemption threshold. Instead, the Register only notifies the operator and relevant Local Government when the threshold is approaching or has been exceeded. Compliance and enforcement challenges are discussed in the section below.

Consequently, Local Governments have consistently identified properties that are incorrectly registered and are therefore operating in breach of the STRA Act and/or the planning framework, including the exemptions. The Register therefore cannot currently be relied upon as an accurate representation of STRA activity.

[3] LGIRS, Short-Term Rental Accommodation Register - Frequently asked questions

Local Governments have also historically identified limited reporting functionality for understanding the extent and characteristics of STRA activity in their areas. In August 2026, LGIRS launched an interactive dashboard providing registration data that can be filtered by region or Local Government area and identifies the number of Hosted and Unhosted STRA registrations. While this is a welcome update, given the data integrity issues outlined above, Local Governments may not be able to confidently rely on the dashboard as a complete or accurate representation of STRA activity.

A significant review and update of the STRA Act and Registration Scheme is needed to strengthen the integrity of the Register, specifically through robust verification processes, measures to prevent misuse of STRA categories and automatic suspension of Unhosted STRA that do not comply with development approval requirements and exceed the 90-night exemption threshold.

Compliance and Enforcement

The effectiveness of the STRA reforms depends on a robust compliance framework that ensure STRA properties operate in accordance with applicable planning, registration and regulatory requirements. Local Governments have identified significant challenges with monitoring, investigating and enforcing compliance of STRA properties. As identified above, these challenges start with the lack of reliability and confidence in the STRA Register and its ability to effectively record STRA activity. This enables STRA properties to be registered and operate in a manner that is inconsistent with their registration.

Under the *Planning and Development Act 2005*, Local Governments can issue directions, require the removal or remediation of unauthorised STRA development, and prosecute breaches of planning schemes, including operating without required DA, or not adhering to DA conditions.

The STRA Act provides the Commissioner for Consumer Protection the ability to suspend or cancel a registration where a property is operating unlawfully. This includes circumstances were STRA properties operate without a DA, in a non-permitting zone, breach a DA condition or fail to meet building standards.[4] There is no proactive enforcement mechanisms under the STRA Act to automatically cancel or suspend registrations. Instead, this process is administratively complex and requires procedural fairness, including providing the accommodation provider with notice and an opportunity to respond.

Local Governments play a key role in this process, yet their powers are limited. Section 29 of the STRA Act enables authorised Local Government officers to request the suspension or cancellation of a registration through the issuance of a Section 29 Certificate. To do so, Local Governments must undertake investigations, gather supporting evidence, notify operators of the alleged non-compliance, consider any response received, and prepare the formal certification for submission to the Commissioner. Throughout this process, the property may remain registered and continue operating despite potential non-compliance.

In general, STRA compliance activities undertaken by Local Governments can be extensive, complex and resource intensive. These commonly include:

- investigating whether STRA properties have the required development approvals
- assessing whether Hosted STRA genuinely meets this STRA category
- monitoring compliance with development approval conditions
- investigating and responding to noise, parking and other amenity-related complaints
- gathering evidence to support enforcement action or Section 29 Certificate requests.

There is currently no mechanism for Local Governments to recover the costs associated with compliance and enforcement activities, including those under the STRA Act. This places an additional burden on Local Governments where properties are operating unlawfully without development approval or are exempt from approval, requiring significant investigative and enforcement resources with no corresponding development application fee.

[4] LGIRS, Requesting cancellation or suspension of a STRA Registration - Section 29 Certificate

Further, the transient nature of STRA also creates practical challenges when investigating the operation of STRA, specifically Hosted STRA. Verifying whether an owner genuinely occupies a dwelling as their principal place of residence requires detailed investigation and may be complicated by temporary absences. The intermittent nature of STRA occupancy can also make it difficult to establish evidence of ongoing non-compliance, including noise and amenity impacts.

Despite the register being administered by LGIRS, the responsibility to undertake compliance action often falls to Local Governments. The limited proactive compliance and enforcement powers available under the STRA Act, together with concerns regarding the adequacy of State Government resourcing and oversight of the STRA register, have been consistently raised by Local Governments.

Some Local Governments have also advised that even where evidence of non-compliance is provided there appears to be limited appetite at the State level to investigate, suspend registrations or impose meaningful penalties. While there is no public information on enforcement actions, LGIRS advised that, as of 1 September 2026, the Commissioner, under s24 of the STRA Act, had only cancelled six STRA registrations and suspended four.

The regulatory framework should be reviewed and strengthened to establish a proactive, State-led compliance and enforcement framework with the powers and resources necessary to effectively investigate non-compliance and efficiently suspend or cancel STRA registration. Shelter WA has similarly called for resourcing and proactive enforcement of existing STRA reforms, specifically by developing, publishing and implementing a clear enforcement and compliance framework and proactively cancelling the non-compliant STRA registrations. [5]

3.2. Broader Context and Considerations

Housing Availability and Supply Pressures

Housing supply and affordability have become increasingly significant issues nationally and across Western Australia, particularly in regional communities where strong population growth, workforce demand and constrained housing supply have placed sustained pressure on both home ownership and rental markets.

At both the State and Commonwealth level, recent housing policy has focused heavily on increasing housing supply through a range of planning reforms, infrastructure investment and housing programs, including the National Housing Accord.

As housing pressures have intensified, increasing attention has been given to the role of STRA within the broader housing system. When assessing available housing supply, it matters not only how many dwellings exist, but how those dwellings are being used.[6] STRA represents a form of residential housing that may be unavailable for long-term or permanent occupation, including for long-term rentals.

There have been increasing concerns around the impact of STRA on housing markets, including its contribution to the shortage of affordable rental supply across Australia. Internationally this has led to strong restrictions designed to preserve permanent housing stock and protect long-term renters, particularly in Europe and North America. Across Australia, governments have also implemented a range of measures to regulate STRA, although these responses have generally been slower and less restrictive than those adopted internationally.[7]

[5] Shelter WA, Death by 10,000 cuts: A report on the impact of short-term rental accommodation in Western Australia (2026)
[6] Adam Crowe, Alan Duncan, Steven Rowley, Bankwest Curtin Economic Centre: Housing Affordability in Western Australia 2025 (2025)
[7] Nicole Gurran et al., Short-Term Rental Accommodation: Models, Impacts and Policy Responses (2026)

Examples of regulator and policy responses can include a combination of registration and licensing schemes, planning and zoning controls, spatial restrictions, limits on the number of nights, guests or bookings, restrictions on eligible dwelling types and financial mechanisms such as taxes, levies, charges and differential rating arrangements.[8]

In WA the response has included the establishment of the STRA Register, planning framework incorporating development approval exemptions and a $10,000 incentive scheme to encourage Unhosted STRA properties to return to the long-term rental market. Some Local Governments have also introduced differential rating arrangements for Unhosted STRA, which reflects the use as a commercial activity.

Despite these interventions, including the full allocation of the incentive scheme, evidence suggests that STRA listings have continued to grow, with more properties entering the STRA market than returning to long-term rental use.[9] This trend may, in part, reflect the significantly higher financial returns available through STRA.[10]

Further, some Local Governments have also raised concerns that the exemption framework may enable the conversion of residential dwellings to STRA at a scale that undermines the supply of long-term rental housing. Anecdotal reports from Local Governments indicate that some properties are being used for longer-term rental accommodation, including shorter leases, for part of the year and operated as STRA for the remainder.

While STRA may not be a primary cause of Western Australia's housing affordability challenges, growing evidence suggests it can exacerbate housing supply and rental availability pressures. However, the impacts of STRA are not uniform across the State. Rather, they are most pronounced in smaller regional and tourism-oriented communities, where the removal of even a relatively small number of dwellings from the long-term rental market can have a disproportionate effect on local housing affordability and availability.[11]

As of 3 August 2026, there were 11,997 STRA registrations in WA, with approximately half located in regional areas. The southwest region accounted for 3,175 registrations (26 per cent of all STRA registrations), representing the second-highest concentration of STRA in the State after metropolitan Perth.[12]

Recent analysis undertaken by Shelter WA identified an average ratio of approximately 2.8 Unhosted Airbnb listings for every available long-term rental dwelling across Western Australia. In some regional communities, where long-term rental supply is particularly constrained, this ratio was significantly higher, reaching up to 14 Unhosted Airbnb listings for every available long-term rental property. The report identified several regional "hotspots" where STRA substantially outnumbered long-term rental properties, further highlighting that housing impacts are often most acute in smaller tourism and regional housing markets.[12]

As housing availability and supply pressures become increasingly prominent issues, planning frameworks have an important role in managing the relationship between STRA and long-term housing supply. Local planning frameworks and the DA process remain a key mechanism for Local Governments to assess and manage these impacts, specifically guiding the location and development of Unhosted STRA. However, the effectiveness of these planning controls is limited by the STRA exemptions as discussed above and WALGA's draft STRA Advocacy Position calls for a review and update to this planning exemption framework.

WALGA's *Local Planning Policy Guidelines: Unhosted Short-Term Rental Accommodation* recognises that:

- Individual Unhosted STRA approvals can have cumulative impacts on housing and broader strategic planning objectives.

[8] Shelter WA, Death by 10,000 cuts
[9] Shelter WA, Death by 10,000 cuts
[10] Gurran et al., Short-Term Rental Accommodation
[11] Gurran et al. Short-Term Rental Accommodation
[12] LGIRS, Short-Term Rental Accommodation registration data

- An appropriate balance should be maintained between residential housing and STRA, particularly in residential areas.
- Housing objectives should be established through higher-order strategic planning documents, such as a Local Planning Strategy, and supported through an LPP.
- Locational guidance for Unhosted STRA may be informed by tourism, economic and housing considerations.

Consistent with this, several metropolitan and regional Local Governments have incorporated objectives and assessment provisions within their STRA LPPs that respond to local housing needs, including locational criteria that seek to balance tourism accommodation with the retention of long-term housing stock.

For example, the City of Busselton's approach seeks to maintain a balance between areas available for permanent residential housing and areas available for Unhosted STRA in residential zones through policy provisions and a map identifying non-preferred areas for Unhosted STRA.[13]

The City of Belmont's LPP includes the objective, *'safeguard the primary purpose of residential areas in providing residential dwellings which are affordable and available on a long-term basis'* and includes policy provisions that identify where Unhosted STRA would be suitable or not supported. Importantly, the City has advised that these provisions were informed by extensive background research, including analysis of local housing supply, rental availability and the distribution of visitor accommodation, as well as tourism.

The City of Belmont's LPP has been tested on several occasions and upheld by the State Administrative Tribunal (SAT). Notably, in *Abdullah and City of Belmont [2025] WASAT 110,* the Tribunal supported the refusal of an Unhosted STRA DA on the basis that it was inconsistent with the policy's locational and housing supply objectives, notwithstanding the absence of any unacceptable site-specific amenity impacts. The decision confirms that Local Governments may use LPPs to guide the location of Unhosted STRA based on broader strategic considerations, including housing supply, tourism outcomes and orderly and proper planning.

Notwithstanding the ability of Local Governments to manage some forms of Unhosted STRA through planning controls, concerns remain regarding the broader impact of STRA on housing supply and affordability.

These concerns are particularly evident in the smaller dwelling market, which traditionally provides some of the most affordable rental housing options. One- and two-bedroom properties account for 52 per cent of Airbnb listings in Western Australia, with 5,445 listed on Airbnb compared to only 840 in the private rental market.[14] This suggests that STRA may be disproportionately drawing from the smaller dwelling market, reducing the availability of housing that would otherwise provide relatively affordable long-term rental options for residents.

The Shire of Augusta-Margaret River identified ancillary dwellings ('granny flats') as an important source of affordable and diverse long-term housing. Under the Shire's previous STRA LPP, ancillary dwellings were generally prevented from being used for STRA. However, under the current STRA framework, ancillary dwellings may be classified as Hosted STRA where the primary dwelling remains permanently occupied. As a result, these developments are exempt from a DA, limiting the Shire's ability to regulate their use in response to local housing needs and market conditions. To address this, WALGA's draft Advocacy Position recommends removing ancillary dwellings from being eligible to operate as Hosted STRA.

While LPPs can provide an effective mechanism for assessing Unhosted STRA requiring development approval, Local Governments have expressed concern that the current exemption framework limits their ability to undertake a nuanced assessment of housing impacts based on local circumstances. These concerns are amplified where STRA categories and exemptions are misused as outlined above.

---

[13] City of Busselton, Local Planning Policy No. 4.1 Unhosted Short-Term Rental Accommodation (2026)
[14] Shelter WA, Death by 10,000 cuts

Given the current housing challenges in Western Australia, it is timely for the State Government to undertake a comprehensive review of the STRA framework to assess its impacts on housing availability and affordability to inform future planning, registration and regulatory reforms.

This review should also be coupled with updates to the planning framework to address the current land use definitions, development approval requirements and specifically the exemption settings. This would provide Local Governments with greater flexibility to apply exemptions that reflect local circumstances, support housing objectives and better manage the impacts of STRA within their communities.

Tourism and Local Economic Considerations

Tourism is a major contributor to Western Australia's economy, particularly in regional areas, and STRA forms an important component of the tourism accommodation mix. Local Governments play a critical role in balancing tourism benefits with broader planning outcomes, supported by their detailed understanding of local tourism markets, constraints and community expectations.[15]

This is further influenced by the growth of more commercialised STRA operations, including multi-property and professionally managed listings.[16] In WA, more than half (56 percent) of Unhosted Airbnb hosts have two or more properties listed.[17] As identified above, the City of Belmont case study provides evidence that even some Hosted STRA are being managed by commercial operators. As STRA becomes increasingly commercialised, it may generate different housing, amenity and tourism impacts than genuine home sharing arrangements. As the STRA sector evolves, Local Governments are increasingly required to balance support for tourism accommodation with broader housing, economic and community outcomes. In regional areas, the absence of development approval exemptions for Unhosted STRA enables Local Governments to determine when a DA is required and undertake these case-by-case assessments.

This recognises that the role of STRA can vary significantly between communities. In some locations, STRA may address a shortage of visitor accommodation and support tourism and local economic activity. In others, particularly where housing supply is constrained and rental vacancy rates are low, STRA may contribute to housing challenges. These benefits and impacts may occur simultaneously within the same community.

It has also been identified that STRA may help meet accommodation needs beyond traditional tourism, including access to health services, visiting family, workforce accommodation and emergency housing.[18]

Accordingly, Local Governments are increasingly required to consider the diverse functions of STRA alongside its housing, economic and community impacts. The role of STRA can vary significantly between locations, reflecting differences in tourism demand, housing market conditions and local accommodation needs. A key challenge is ensuring STRA continues to support visitor economies and other temporary accommodation needs while maintaining sufficient housing availability to meet the needs of permanent residents, local workforces and future community growth.

Neighbourhood Amenity and Local Impacts

It is recognised that STRA can affect neighbourhood amenity and should be located and managed to minimise adverse impacts on surrounding residential and other sensitive land uses, including rural areas.[19] Amenity impacts are broad and may include noise, parking, waste management,

[15] Western Australian Planning Commission (WAPC), Position Statement: Planning for Tourism and Short-term Rental Accommodation (2024)
[16] Gurran et al., Short-Term Rental Accommodation
[17] Shelter WA, Death by 10,000 cuts
[18] Gurran et al., Short-Term Rental Accommodation
[19] WAPC Position Statement: Planning for Tourism and Short-term Rental Accommodation

traffic generation and guest behaviour. The scale, intensity and concentration of STRA can also result in cumulative impacts on neighbourhood amenity.

In developing the State's exemption framework, it was considered that Unhosted STRA operating for up to 90 nights per year within the metropolitan region would generally have a low-scale impact and remain incidental to the primary residential use of the dwelling. Where short-term rental activity exceeds the 90-night threshold, the intensity and nature of the use may increasingly resemble a commercial accommodation activity rather than a permanent residential dwelling, with greater potential to affect neighbourhood amenity.[20]

Notwithstanding this policy rationale, Local Governments have advised that amenity impacts can still occur where Unhosted STRA operates within the 90-night exemption period. Common issues identified include noise, parking and waste management impacts.

For Unhosted STRA, it is acknowledged that development control measures can be established through local planning frameworks to manage the size, location and potential amenity impacts of the use.[21] Local planning schemes establish the permissibility of Unhosted STRA, while LPPs can provide appropriate guidance and assessment criteria to ensure proposals are appropriately located and operate having regard to the amenity and character of surrounding areas.

Consistent with this approach, WALGA's *Local Planning Policy Guidelines: Unhosted Short-Term Rental Accommodation* recommends Local Governments develop LPPs that include objectives and provisions relating to neighbourhood character and amenity. Importantly, where Unhosted STRA requires development approval, Local Governments can evaluate potential amenity impacts and apply appropriate conditions, such as management plans. The development assessment process also provides an opportunity to consider cumulative impacts where multiple STRA properties operate within the same locality. While management plans can assist in mitigating amenity impacts, Local Governments have noted that they should only be relied upon where impacts can be effectively mitigated and enforced.

The role of LPPs and development assessments in managing Unhosted STRA has also been recognised by SAT. For example, in *Maciejewski and City of Belmont [2025] WASAT 47*, the Tribunal recognised the preservation of residential dwellings for long-term housing as a legitimate planning objective, reaffirmed that Unhosted STRA constitutes a commercial land use, and accepted the application of LPP provisions intended to manage land-use conflicts and protect residential neighbourhoods. The decision highlights the role of local planning frameworks in balancing visitor accommodation outcomes with the protection of residential amenity, long-term housing objectives and broader strategic planning outcomes.

4. Draft Advocacy Position

The STRA reforms introduced a more consistent State-wide framework for regulating STRA in Western Australia. While these reforms addressed several matters previously raised by WALGA and Local Governments, a range of challenges remain, particularly in relation to the operation of the STRA register, misuse of STRA categories and development approval exemptions, and the effectiveness of compliance and enforcement arrangements.

These operational issues arise within a broader policy context that requires balancing tourism and economic benefits, neighbourhood amenity, long-term community outcomes and, increasingly, housing affordability and availability. The impacts of STRA are not uniform across Western Australia and are often most pronounced in regional and tourism-focused communities where housing supply is constrained.

Given this context, it is timely to undertake a comprehensive review and updated the STRA framework to ensure it is fit-for-purpose and responsive to changing market conditions, housing pressures and community expectations.

[20] WAPC, Position Statement: Planning for Tourism and Short-term Rental Accommodation
[21] WAPC, Position Statement: Planning for Tourism and Short-term Rental Accommodation

This consultation paper has identified a range of issues and opportunities for reform and has informed a new draft STRA Advocacy Position provided below.

Local Governments are encouraged to consider the issues raised in this discussion paper and provide feedback on the draft Advocacy Position by Friday, 2 October 2026. Sector feedback will inform a final Advocacy Position to be considered by WALGA State Council in December 2026.

6.13 Short-Term Rental Accommodation

WALGA calls on the State Government to:

1. *Amend the Short-Term Rental Accommodation (STRA) planning framework, including land use definitions, exemptions and development application requirements to:*
   a) *Remove Ancillary Dwellings from being eligible to operate as Hosted STRA.*
   b) *Remove the 90-night development approval exemption for Unhosted STRA within the Perth metropolitan region.*
2. *Reform and strengthen the STRA register and regulatory framework to:*
   a) *Prevent the misuse of STRA registration categories.*
   b) *Replace automatic registration at point of application with a verification process that requires confirmation of all relevant approvals and required information prior to registration being granted.*
   c) *Automatically suspend registrations for Unhosted STRA that do not comply with development approval requirements and exceed the 90-night exemption threshold.*
   d) *Establish a proactive, State-led compliance and enforcement framework, supported by appropriate powers and resourcing, to investigate non-compliance and efficiently suspend or cancel STRA registrations.*
3. *Commission an independent review into the impact of STRA on housing availability and affordability to inform future planning, registration and regulatory reforms.*

Appendix A

Advocacy Position 6.13 – Short-Stay Accommodation	State Government Responses
1. That the WAPC not endorse the draft Position Statement: Planning for Tourism and the associated Guidelines prior to: a. Additional engagement occurring with the Local Government sector, and specifically those Local Governments with significant tourism industries and knowledge and experience in the regulation of tourism land-uses, b. The provision of further justification for the need to exempt un-hosted short-term accommodation from development approval, and specifically clarification on, i. Zones in which the exemption would apply, ii. Whether the exemption would apply in bushfire prone areas, flood prone areas, and other areas covered by special control areas, c. Consideration of the recommendations outlined in Appendix 1 of this submission, and d. Clarification being provided on the extent and ability of any state-wide registration scheme to address planning, amenity and management issues associated with both hosted and un-hosted short-term accommodation, that satisfies the WAPC that these issues can be suitably managed outside the planning system, particularly: i. How the Scheme will allow for capturing and reporting of the number of days unhosted short-term accommodation is let in a calendar year, and ii. How the Scheme's design will reduce the ability of hosts to 'game' the system to avoid the need for a development approval while letting their property for more than 60 days.	The Position Statement: Planning for Tourism and Short-term Rental Accommodation was published in November 2024, alongside amendments to the *Planning and Development (Local Planning Schemes) Regulations 2015*. These introduced exemptions for Unhosted STRA in the Perth metropolitan area. The exemptions apply broadly but do not consider specific zones, bushfire-prone areas, flood-prone areas, or other special control areas. Elements raised in Appendix 1 of WALGA's submission included commentary on land use definitions, the establishment of a state-wide registration scheme, and related regulatory considerations and were partly addressed through subsequent planning regulation amendments, the *Short-Term Rental Accommodation Act 2024* (STRA Act), and implementation of the registration scheme. The registration scheme captures booking data, including the number of nights a property is let within a 12-month period, and monitors compliance with the exemption threshold. Notifications are issued as properties approach 80–90 nights; however, registrations are not automatically suspended if thresholds are exceeded, limiting enforcement against system misuse.
2. The interdepartmental working group be re-formed to guide the establishment of a state-wide registration scheme, and to include Local Government as a key stakeholder to ensure that the experience and knowledge of the sector informs the Scheme's formulation,	WALGA participated in the STRA Interdepartmental Working Group, providing an avenue for Local Government input and consideration of sector concerns during development of the scheme.
3. That the establishment and operation of the state-wide registration scheme should be managed by the Department of Mines, Industry Regulation and Safety,	The state-wide registration scheme is administered by the Department of Local Government, Industry Regulation and Safety (LGIRS), previously named the Department of Mines, Industry Regulation and Safety (DMIRS).

4. That the State allocate necessary financial resources to the lead agency to support the establishment of a 'fit-for-purpose' state-wide registration scheme, and	The registration scheme has been established, indicating that funding was allocated for its implementation. However, it is unclear if the level of resourcing is sufficient to ensure the scheme is fully fit-for-purpose, sustainable, or adequately supported in practice.
5. That the state-wide registration scheme be developed for both short-term accommodation and peer-to-peer platforms with the inclusion of the following features: a. All hosted and un-hosted short-term accommodation must be required to be registered with the scheme before being able to advertise the property, and platforms must publish the registration number as part of the marketing and booking services, b. All peer-to-peer platforms that seek to let short-term accommodation must be regulated through the scheme as a host platform, c. Obligations of registration for both hosts and platforms must be clear and appropriate infringements and compliance tools should be embedded in the regulatory framework, d. Local Governments must be able to maintain the ability to require the provision of additional information and impose additional licencing or operational requirements, depending on their circumstances, including both town planning and Local Government Act (Local Law) regulation e. Local Government's must be able to set fees commensurate with the cost of providing the service for any role undertaken as part of the scheme, and f. Local Governments must have access to all necessary data collected by the scheme to adequately manage the potential impacts of short-term accommodation providers and to ensure local requirements are being met by hosts.	The STRA Act and associated registration scheme establish several key features, including: • Mandatory registration for all STRA properties before advertising or accepting bookings • Regulation of peer-to-peer platforms • Compliance tools, including the ability to suspend or cancel registrations • Collection of booking and operational data Limitations affecting Local Government: • Local Governments may impose additional planning requirements only where properties are not exempt from development approval (e.g. via Local Planning Policies) • The scheme does not provide Local Governments with authority to impose separate licensing regimes that duplicate the State system • Local Governments cannot charge fees under the registration scheme • While Local Governments have enhanced access to register data compared to the public, the scope and level of access may still be insufficient to fully manage local STRA impacts

HEALTH ACT 1911

CITY OF FREMANTLE

HEALTH LOCAL LAWS

- 1997 -

HEALTH ACT 1911

THE CITY OF FREMANTLE HEALTH LOCAL LAWS 1997

ARRANGEMENT

PART 1 - PRELIMINARY

Section

1. Citation
2. Repeal
3. Interpretation

PART 2 - SANITATION

Division 1 - Sanitary Conveniences

4. Interpretation
5. Dwelling house
6. Premises other than a dwelling house
7. Outdoor festivals
8. Toilets
9. Temporary works
10. Maintenance of sanitary conveniences and fittings
11. Ventilation of toilets
12. Public sanitary conveniences
13. Lighting
14. Installation

Division 2 - Bathrooms, Laundries and Kitchens

15. Bathrooms
16. Laundries
17. Washing or keeping of clothes in kitchens
18. Kitchens

PART 3 - HOUSING AND GENERAL

Division 1 - Maintenance of Houses

19. Dwelling house maintenance
20. Guttering and downpipes
21. Maintenance of guttering and downpipes and disposal of rainwater

Division 2 - Ventilation of Houses

22. Exemption for short term hostels and recreational campsites
23. Overcrowding
24. Calculated sufficient space
25. Ventilation
26. Sub-floor ventilation

Division 3 - Water Supply

27. Water supply
28. Rain water tanks
29. Wells
30. Pollution

Division 4 - Secondhand Furniture, Bedding and Clothing

31. Prohibition of sale
32. Prohibition of possession

Division 5 - Morgues

33. Application and Licensing of morgues

PART 4 - WASTE FOOD AND REFUSE

Division 1 - Liquid Refuse

34. Interpretation
35. Deposit of liquid refuse
36. Disposal of liquid waste
37. Approval for septic tank pumpouts
38. Application for approval
39. Notice of intention

Division 2 - Disposal of Refuse

40. Interpretation
41. Receptacles
42. Exemption
43. Use of receptacles
44. Damage to receptacles
45. Use of other containers
46. Suitable enclosure
47. Deposit of refuse
48. Removal of rubbish from premises or receptacle
49. Burning rubbish or refuse
50. Rubbish removal vehicles
51. Method of removal of rubbish

Division 3 - Transport of Butchers' Waste

52. Interpretation
53. Restriction of vehicles
54. Transport of butchers' waste

PART 5 - NUISANCES AND GENERAL

Division 1 - Nuisances

55. Interpretation
56. Footpaths etc. to be kept clean
57. Escape of smoke etc.
58. Public vehicles to be kept clean
59. Prohibition against spitting
60. Transportation, use and storage of offal or blood or other offensive matter
61. Use or storage of fertiliser
62. Storage and dispatch of artificial fertiliser
63. Storage of fertiliser in a house
64. Vehicles used for transporting of animals and birds

Division 2 - Keeping of Animals

65. Cleanliness
66. Animal enclosures
67. Cats
68. Slaughter of animals
69. Disposal of dead animals

Division 3 - Keeping of Large Animals

70. Interpretation
71. Stables
72. Proximity of animals to a dwelling house
73. Manure receptacles

Division 4 - Keeping of Poultry and Parrots

74. Interpretation
75. Limitation on numbers of poultry
76. Conditions for keeping poultry
77. Roosters, Geese, Turkeys and Peafowls
78. Removal of Non-Conforming Structure or Enclosure

Division 5 - Keeping of Pigeons

79. Interpretation
80. Limitation on Numbers of Pigeons
81. Powers of Council
82. Non Compliance

Division 6 - Car Parks

83. Interpretation
84. Ventilation
85. Exhaust air discharge points and exhaust registers

PART 6 - PEST CONTROL

Division 1 - Flies

86. Interpretation
87. Fly breeding matter not to be left on premises unless covered or treated
88. Measures to be taken by an occupier
89. Officer may give notice directing measures to be taken
90. Council may execute work and recover costs

Division 2 - Mosquitoes

91. Interpretation
92. Premises to be kept free of mosquito breeding matter
93. Measures to be taken by an owner or occupier
94. Measures to be taken by occupier
95. Removal of undergrowth or vegetation
96. Filling in excavations etc.
97. Drains, channels and septic tanks
98. Drainage of land
99. Officer may give notice directing measures to be taken
100. Council may execute work and recover costs

Division 3 - Rodents

101. Interpretation
102. Measures to be taken to eradicate rodents
103. Waste food etc. to be kept in rodent proof receptacles
104. Restrictions on materials affording harbourage for rodents
105. Food Premises etc. to be cleaned after use
106. Restrictions on the sale or keeping of rats

Division 4 - Cockroaches

107. Interpretation
108. Measures to be taken to eradicate cockroaches

Division 5 - Argentine Ants

109. Interpretation
110. Measures to be taken to keep premises free from Argentine Ants

Division 6 - European Wasps

111. Interpretation
112. Measures to be taken to keep premises free from European Wasp Nests

Division 7 - Bee Keeping

113. Interpretation
114. Restrictions on keeping of bees in hives

Division 8 - Vectors of Disease

115. Interpretation
116. Responsibility of the owner or occupier

PART 7 - INFECTIOUS DISEASES

Division 1 - General Provisions

117. Requirements on owner or occupier to clean, disinfect and disinfest
118. Environmental Health Officer may disinfect or disinfest premises
119. Insanitary houses, premises and things
120. Medical Officer may examine persons
121. Medical Officer may authorise disinfecting
122. Persons in contact with an infectious disease sufferer
123. Declaration of infected house or premises
124. Destruction of infected animals
125. Disposal of a body
126. Council may carry out work and recover costs

Division 2 - Disposal of Used Condoms and Needles

127. Disposal of used condoms
128. Disposal of used needles

Division 3 - Skin Penetration

129. Interpretation
130. *Health (Skin Penetration) Regulations 1987*

PART 8 - LODGING HOUSES

Division 1 - Registration

131. Interpretation
132 Lodging house not to be kept unless registered
133. Application for registration
134. Approval of application
135. Renewal of registration
136. Notification upon sale or transfer
137. Revocation of registration

Division 2 - Construction and Use Requirements

138. General construction requirements
139. Sanitary conveniences
140. Laundry
141. Kitchen
142. Cooking facilities
143. Dining room
144. Lounge room
145. Fire prevention and control
146. Obstruction of passages and stairways
147. Fitting of locks
148. Restriction on use of rooms for sleeping
149. Sleeping accommodation - short term hostels and recreational campsites
150. Furnishing etc. of sleeping apartments
151. Ventilation
152. Numbers to be placed on doors

Division 3 - Management and Care

153. Keeper or manager to reside in the lodging house
154. Register of lodgers
155. Keeper report
156. Certificate in respect of sleeping accommodation
157. Duplicate keys and inspection
158. Room occupancy
159. Maintenance of a room by a lodger or resident
160. Cleaning and maintenance requirements
161. Responsibilities of lodgers and residents
162. Approval for storage of food

PART 9 - OFFENSIVE TRADES

Division 1 - General

163. Interpretation
164. Consent to establish an offensive trade
165. Notice of application
166. Registration of premises
167. Certificate of registration
168. Change of occupier
169. Alterations to premises
170. Occupier includes employee

Division 2 - General Duties of an Occupier

171. Interpretation
172. Cleanliness
173. Rats and other vectors of disease
174. Sanitary conveniences and wash basins
175. Painting of walls etc
176. Effluvia, vapours or gases
177. Offensive material
178. Storage of Materials
179. Specified offensive trades
180. Directions
181. Other duties of occupier

Division 3 - Fish Premises

182. Interpretation
183. Fish preparation room
184. Disposal of waste
185. Fish containers
186. Cooking of fish
187. Use of an approved portable box
188 Fish transport vehicle
189. Cleanliness

Division 4 - Laundries, Dry Cleaning Establishments and Dye Works

190. Interpretation
191. Receiving depot
192. Reception room
193. Walls and floors
194. Laundry floor
195. Escape of dust
196. Precautions against combustion
197. Trolleys
198. Sleeping on premises

PART 10 - OFFENCES AND PENALTIES

199. Penalties

SCHEDULES OF FORMS AND FEES

Schedule Number	Description
1.	Application for Registration of Premises for the Keeping of Pigeons.
2.	Certificate of Registration for the Keeping of Pigeons.
3.	Application for Registration of a Lodging House.
4.	Certificate of Registration of a Lodging House.
5.	Notice of Change of Owner of a Lodging House
6.	Register of Lodgers.
7.	List of Lodgers
8.	Certificate of Sleeping Accommodation for a Lodging House.
9.	Application for Licence of a Morgue.
10.	Certificate of Licence of a Morgue.
11.	Application for Consent to Establish an Offensive Trade.
12.	Application for Registration of Premises for Offensive Trade.
13.	Certificate of Registration of Premises for Offensive Trade.
14.	Prescribed Fees.

HEALTH ACT 1911

THE CITY OF FREMANTLE HEALTH LOCAL LAWS 1997

Pursuant to the powers under the *Health Act 1911*, the Council of the City of Fremantle makes the following Local Laws.

PART 1 - PRELIMINARY

Citation

1. These Local Laws may be cited as "The *City of Fremantle Health Local Laws 1997*".

Repeal

2. (1) The Health Local Laws adopted by the City of Fremantle published in the *Government Gazette* on the 11 June 1920, and amended from time to time, are repealed.

(2) The Health Local Laws adopted by the City of Fremantle published in the *Government Gazette* on the 2 August 1935, and amended from time to time, are repealed.

(3) The Health Local Laws adopted by the City of Fremantle on 21 October 1963 and published in the *Government Gazette* on the 13 May 1964, and amended from time to time, are repealed.

(4) The Health Local Laws - Removal of House and Trade Refuse, made by the City of Fremantle on 15 December 1969 and published in the *Government Gazette* on 16 June 1970, and amended from time to time, are repealed.

(5) The Health Local Laws - Keeping of Poultry, Pigeons and Parrots, made by the City of Fremantle on 21 July 1986 and published in the *Government Gazette* on 8 January 1988, and amended from time to time, are repealed.

Interpretation

3. (1) In these Local Laws, unless the context otherwise requires

"Act" means the *Health Act 1911* and includes subsidiary legislation made under the *Health Act 1911*;

"adequate supply of water" means a flow of water of not less than 0.076 litres per second;

"approved" means approved by the Council of the City of Fremantle;

"AS" means Australian Standard published by the Standards Association of Australia;

"Building Code" means the Building Code of Australia as adopted by the *Building Regulations 1989* made under the *Local Government (Miscellaneous Provisions) Act 1960*;

"Chief Executive Officer" means the Chief Executive Officer of the City of Fremantle and includes an Acting Chief Executive Officer

"Council" means the Council of the City of Fremantle;

"district" means the district of the City of Fremantle and includes any area placed under the jurisdiction of the Council pursuant to section 22 of the Act;

"dwelling house" means a place of residence containing at least one sleeping room and includes a room or outbuilding separate from, but ancillary to, the building in which the sleeping room is located;

"Environmental Health Officer" means an Environmental Health Officer appointed by the Council under the Act and includes an Acting or Assistant Environmental Health Officer;

"habitable room" means a room used for normal domestic activities, and

(a) includes a bedroom, living room, lounge room, music room, television room, kitchen, dining room, sewing room, study, play-room, family room and sun-room; but

(b) excludes a bathroom, laundry, water closet, pantry, walk-in wardrobe, corridor, lobby, photographic dark room, clothes-drying room, and other spaces of a specialised nature occupied neither frequently nor for extended periods;

"hot water" means water at a temperature of at least 75 degrees Celsius;

"Medical Officer" means the Medical Officer appointed by the Council under the Act and includes an Acting Medical Officer so appointed;

"Manager Urban Environment and Control" means an Environmental Health Officer appointed by the Council to the office of Manager Urban Environment and Control and includes an Acting Manager Urban Environment and Control;

"public place" includes every place to which the public ordinarily have access, whether by payment of a fee or not;

"sanitary convenience" includes urinals, water-closets, earth-closets, privies, sinks, baths, wash troughs, apparatus for the treatment of sewage, ash-pits, ash-tubs, or other receptacle for the deposit of ashes, faecal matter, or refuse, and all similar conveniences;

"sewage" means any kind of sewage, nightsoil, faecal matter or urine, and any waste composed wholly or in part of liquid;

"sewer" includes sewers and drains of every description, except drains to which the word "drain" as defined in the Act applies, also water channels constructed of stone, brick, concrete, or any other material, including the property of Council.

"street" includes any highway, and any public bridge, and any road, lane, footway, square, court, alley or passage, whether a thoroughfare or not;

"toilet" means a water closet, earth closet, privy or urinal and includes a room or cubicle in which one or more of these is located;

"water" means drinking water within the meaning of the Guidelines for Drinking Water Quality In Australia - 1987 as published by the National Health and Medical Research Council; and

"window" means a glass panel, roof light, glass brick, glass louvre, glazed sash, glazed door, or other device which transmits natural light directly from outside a building to the room concerned when in the closed position.

(2) Where in these Local Laws, a duty or liability is imposed on an "owner or occupier", the duty or liability shall be deemed to be imposed jointly and severally on each of the owner or occupier.

(3) Where under these Local Laws an act is required to be done or forbidden to be done in relation to any premises, the owner or occupier of those premises has, unless the contrary intention appears, the duty of causing to be done the act so required to be done, or of preventing from being done the act so forbidden to be done, as the case may be.

PART 2 - SANITATION

Division 1 - Sanitary Conveniences

Interpretation

4. In this Part, unless the context otherwise requires -

"festival" includes a fair, function or event;

"organiser" means a person -

(a) to whom approval has been granted by the Council to conduct the festival; or

(b) responsible for the conduct of the festival;

"public sanitary convenience" means a sanitary convenience to which the public ordinarily have access, whether by payment of a fee or not; and

"temporary sanitary convenience" means a sanitary convenience, temporarily placed for use by -

(a) patrons in conjunction with a festival; or

(b) employees at construction sites or the like.

Dwelling House

5. (1) A person shall not use or occupy, or permit to be used or occupied, a dwelling house unless it has at least one toilet.

(2) A room in which a toilet is located shall have adequate ventilation and lighting.

Premises other than a Dwelling House

6. (1) The owner of premises other than a dwelling house shall not use or occupy, or permit to be used or occupied, premises other than a dwelling house unless -

(a) the premises have sanitary conveniences in accordance with the Building Code and this Part;

(b) the toilets required by this Section are situated within 90 metres of the premises and are easily accessible to the persons for whom they are provided; and

(c) the premises have hand wash basins -

(i) in accordance with the Building Code;

(ii) for the use of persons employed or engaged on the premises;

(iii) provided with an adequate supply of water supplied by taps located over each basin;

(iv) separate from any trough, sink or basin used in connection with any process carried out on the premises; and

(v) situated within a reasonable distance of the sanitary conveniences and easily accessible to the person for whom they are provided.

(2) The occupier of premises other than a dwelling house shall ensure that-

(a) clean toilet paper is available at all times in each cubicle;

(b) a sanitary napkin disposal facility is provided in each toilet set aside for the use of females; and

(c) each hand wash basin is provided with -

(i) an adequate supply of soap or other hand cleaning substances; and

(ii) hand drying facilities, situated adjacent to and visible from the hand basin.

Outdoor Festivals

7. (1) The organiser of an outdoor festival at which not more than 20,000 people are expected to attend shall provide sanitary conveniences in accordance with the following scale -

(a) for the first 1,000 males -

(i) one water closet for each 333;

(ii) one urinal stall for each 100; and

(iii) one hand wash basin for each 500;

(b) for additional males -

(i) one water closet for each 500;

(ii) one urinal stall for each 100; and

(iii) one hand wash basin for each 500;

(c) for the first 1,000 females -

(i) one water closet for each 77; and

(ii) one wash hand basin for each 500;

(d) for additional females -

(i) one water closet for each 100; and

(ii) one wash hand basin for each 500.

(2) Where, under sub-section (1), the number of a particular sanitary convenience to be provided is not a whole number, that number shall be rounded up to the next higher whole number.

(3) The organiser of an outdoor festival at which more than 20,000 people are expected to attend shall provide sanitary conveniences of a number as directed by the Manager Urban Environment and Control.

Toilets

8. (1) Toilets on premises shall be maintained in accordance with the following requirements -

(a) the door to a toilet, other than an internal toilet, shall be properly screened to a continuous height of 1.8 metres from the floor;

(b) a toilet or its entrance which is visible from overlooking windows shall be properly screened;

(c) the floor of any internal toilet shall be -

(i) of concrete or of other approved impervious material of an approved thickness; and

(ii) graded to a floor waste outlet and proper discharge pipe with flap valve fitted and, where necessary, protected by an approved sump; and

(d) the floor of any external toilet shall be -

(i) of concrete or of other approved impervious material of an approved thickness; and

(ii) graded to the door or alternatively an approved outlet.

(2) Toilets on premises other than a dwelling house shall be maintained in accordance with the following additional requirements -

(a) a toilet for the exclusive use of males shall not adjoin any toilet for the exclusive use of females unless the toilets are separated by a wall extending from floor to ceiling and of sufficient density to blanket sound;

(b) where more than one toilet is provided on the premises, the entrance to each toilet shall bear a suitable sign indicating for which gender its use is intended.

Temporary Works

9. A person who undertakes temporary work at any place shall -

(a) provide and maintain for the use of persons engaged, whether as employees or as independent contractors or otherwise, one temporary approved toilet for every 20 such persons; and

(b) remove the toilet at the conclusion of the work or at an earlier time in accordance with a direction from the Manager Urban Environment and Control, and ensure the site is left clean.

Maintenance of Sanitary Conveniences and Fittings

10. (1) The occupier of premises shall -

(a) keep clean, in good condition and repair; and

(b) whenever required by an Environmental Health Officer, effectively disinfect and clean,

all sanitary conveniences including sanitary fittings in or on the premises.

(2) The owner of premises shall -

(a) keep or cause to be kept in good repair; and

(b) maintain an adequate supply of water to,

all sanitary conveniences including sanitary fittings in or on the premises.

Ventilation of Toilet

11. (1) A toilet in any premises shall be ventilated in accordance with the *Sewerage (Lighting, Ventilation and Construction) Regulations 1971* and the Building Code and shall be -

(a) mechanically ventilated to external air, through a fully enclosed duct at a minimum rate of 25 litres per second per fixture, but in no case less than 10 air changes per hour; or

(b) naturally ventilated to the external air by the provision of -

(i) fixed and permanently ventilated windows or skylights;

(ii) fixed glazed louvred windows; or

(iii) wall or ceiling vents, ducted as directly to the outside air as is practical and boxed throughout,

situated in both the room in which the toilet is located and any adjacent airlock.

(2) A mechanical ventilation system provided under sub-section (1)(a) shall -

(a) be separate and distinct from any other system of mechanical ventilation in the building;

(b) be of an exhaust type;

(c) where it is provided for a building of more than 2 storeys, have a ventilating fan and power unit in duplicate; and

(d) be maintained in good working order and condition.

(3) A natural ventilation system provided under sub-section (1)(b) shall have -

(a) a clear ventilation area of not less than 0.015 square metres per fixture; and

(b) a window of light transmitting area equivalent to not less than ten percent of the floor area.

(4) A toilet with an entrance opening from -

(a) a room used for the manufacture, storage or consumption of food;

(b) a room used for sleeping or other domestic activities; or

(c) a room used as a work place,

shall be mechanically ventilated as required by sub-section (1)(a) and the entrance shall be fitted with a door having an efficient self closing device.

Public Sanitary Conveniences

12. (1) A person shall not -

(a) foul;

(b) damage or vandalise; or

(c) write on or otherwise deface,

a public sanitary convenience or sanitary fixtures or fittings or the premises in or on which the sanitary convenience is located.

(2) A person shall not live or sleep in or on the premises in which a public sanitary convenience is located or use it for a purpose other than that for which it was intended.

Lighting

13. The owner and occupier of premises in which a sanitary convenience or a public sanitary convenience is located shall provide and maintain adequate electric lighting for persons using the convenience.

Installation

14. (1) Every sanitary convenience shall be installed in accordance with the requirements of the *Metropolitan Water Supply Sewerage and Drainage Act 1909* and shall have an adequate supply of water.

(2) Every sanitary convenience shall be installed with adequate handwashing facilities.

(3) Every temporary sanitary convenience shall be installed in accordance with the requirements of the *Health (Temporary Sanitary Conveniences) Regulations 1997.*

Division 2 - Bathroom, Laundries and Kitchens

Bathrooms

15. (1) A person shall not use or occupy, or permit to be used or occupied, a dwelling house without a bathroom that-

(a) is adequately lined with an impervious material and has an adequate ceiling;

(b) complies with the *Health Act (Laundries and Bathrooms) Regulations*; and

(c) is equipped with -

(i) a wash hand basin; and

(ii) either a shower in a shower recess or a bath.

(2) The floor of the bathroom referred to in sub-section (1) shall be -

(a) of concrete or of other approved impervious material of an approved thickness;

(b) properly surfaced with an even fall to a floor waste, suitably trapped and discharging to -

(i) the sewer of a licensed water service operator; or

(ii) a proper discharge pipe with flap valve fitted and, where necessary, protected by an approved sump.

(3) All baths, showers, hand basins and similar fittings shall be provided with an adequate supply of hot and cold water.

Laundries

16. (1) A person shall not use or occupy, or permit to be used or occupied, a dwelling house without a laundry that -

(a) is properly enclosed and roofed;

(b) is adequately lined with an impervious material;

(c) has a minimum floor area of 3 square metres and is constructed of concrete or other approved impervious material of an approved thickness and the minimum width of the room shall be not less than 1.5 metres;

(d) is properly surfaced, with an even fall to a floor waste, suitably trapped and discharging to -

(i) the sewer of a licensed water service operator; or

(ii) a proper discharge pipe with flap valve fitted and, where necessary, protected by an approved sump; and

(e) is not a room in which food is stored, prepared, served or consumed.

(2) In the case of a single occupancy dwelling, the laundry referred to in sub-section (1) shall have -

(a) either -

(i) two wash troughs and one copper; or

(ii) a washing machine and either a wash trough or a sink; and

(b) a clothes drying facility comprising either an electric clothes dryer or not less than 20 metres of clothes line erected externally.

(3) All wash troughs, sinks, coppers and washing machines shall be -

(a) in a laundry and connected to an adequate supply of hot and cold water; and

(b) properly supported, and all wash troughs and sinks shall have a capacity of at least 36 litres.

(4) Sole or multiple occupancy units, each being a separate dwelling, shall have -

(a) laundry facilities, in accordance with the Building Code, for the exclusive use of the occupants of each unit; or

(b) a separate laundry, with communal laundry facilities in accordance with the Building Code, for up to 4 sole occupancy units that do not have their own laundry facilities.

(5) Where, in any building, a laundry is situated adjacent to a kitchen or a room where food is stored or consumed, the laundry shall be separated from the kitchen by a wall extending from the floor to the roof or ceiling.

(6) Where there is an opening between a laundry and a kitchen or other room where food is stored or consumed, the opening shall -

(a) not be more than 1220 millimetres wide; and

(b) have a door which when closed shall completely fill the opening.

Washing or Keeping of Clothes in Kitchens

17. A person shall not in any kitchen or other place where food is kept -

(a) wash or permit to be washed any clothing or bedding; or

(b) keep or permit to be kept any soiled clothing or bedding.

Kitchens

18. (1) In this Section, a "cooking facility" includes a stove, oven, facility or appliance used for or in connection with the cooking of food.

(2) A person shall not use or occupy, or permit to be used or occupied, a dwelling house without a kitchen equipped with -

(a) a cooking facility; and

(b) a sink which shall

(i) be at least 380 millimetres long, 300 millimetres wide and 150 millimetres deep; and

(ii) have an adequate supply of hot and cold water.

(3) The occupier of a dwelling house shall ensure that the cooking facility and sink are kept clean, in good order and repair and fit for use.

(4) A cooking facility shall -

(a) be installed in accordance with the requirements of the Office of Energy; and

(b) not be installed or used in any room other than a kitchen.

(5) Mechanical extraction shall be provided in a kitchen and the exhaust air shall be -

(a) carried to the outside air as directly as practicable, in the case of wood and coal fires; or

(b) captured via a recirculating range hood or similar device installed to the manufacturers specifications.

PART 3 - HOUSING AND GENERAL

Division 1 - Maintenance of Houses

Dwelling House Maintenance

19. The owner or occupier of a dwelling house shall maintain the dwelling house and any appurtenant buildings in sound condition and fit for use and, in particular, shall -

(a) maintain all roofs, guttering and downpipes in sound weatherproof condition;

(b) maintain any footings, foundations and walls, either external or internal, in a sound condition;

(c) replace any missing, broken, decayed or termite-eaten timber or other deteriorated material in any verandah, roof, walls, steps, handrails, floors or their supports with material of sound quality;

(d) comply with the directions of an Environmental Health Officer to treat the premises for the purpose of destroying any termites;

(e) maintain any brick, stone, mortar or cement work in a sound condition;

(f) maintain, repair or replace any flashings or ant caps which are missing or defective;

(g) maintain all ventilators in good order and repair;

(h) maintain all floors even and level in surface and free from cracks and gaps;

(i) maintain all ceilings, internal wall finishes, skirtings, architraves and other fixtures and fittings complete and with smooth unbroken surfaces;

(j) maintain all doors and windows in good working order and weatherproof condition;

(k) retain all natural lighting free from any obstruction which would reduce the natural lighting, below the ratio of 10% of the floor area;

(l) maintain all pipes, fittings and fixtures connected with water supply, drainage or sewerage so that they comply in all respects with the provisions of the *Metropolitan Water Supply, Sewerage and Drainage Act 1909* and any other legal requirements to which they are subject; and

(m) maintain all electric wiring, gas services and fittings to comply in all respects with the requirements of the Office of Energy.

Guttering and Downpipes

20. Unless the Council specifically authorises to the contrary, the owner of a house shall not use or occupy, or permit to be used or occupied, a house unless -

(a) the house is provided with adequate guttering, downpipes and drains sufficient to receive without overflow all rainwater flowing into them and for all rain water to be effectively disposed of to the satisfaction of the Manager Urban Environment and Control;

(b) the guttering and downpipes are fixed to the eaves of every roof of the house so that all rain water flowing from the roof shall be received by such guttering and downpipes;

(c) all downpipes from guttering are connected so as to discharge into drains, which shall empty into a soak well, or other suitable storm water scheme;

(d) each soak well is located at least 1.8 metres from any building and at least 1.8 metres from the boundary of the block.

Maintenance of Guttering and Downpipes and Disposal of Rainwater

21. The owner or occupier of a house shall -

(a) maintain all guttering, downpipes and drains on the premises in a good state of repair, clean and free from obstruction; and

(b) not permit any rainwater from the premises to discharge onto or over a footpath, street or other property.

Division 2 - Ventilation of Houses

Exemption for Short Term Hostels and Recreational Campsites

22. This Division shall not apply to short term hostels and recreational campsites referred to in Division 2 of Part 8.

Overcrowding

23. The owner or occupier of a house shall not permit -

(a) a room in the house that is not a habitable room to be used for sleeping purposes; or

(b) a habitable room in the house to be used for sleeping purposes unless -

(i) for every person over the age of 10 years using the room there is at least 14 cubic metres of air space per person; and

(ii) for every person between the ages of 1 and 10 years there is at least 8 cubic metres of air space per person; or

(c) any garage or shed to be used for sleeping purposes.

Calculate Sufficient Space

24. For the purpose of Section 23, in calculating the space required for each person -

(a) each room shall be considered separately and sufficient space shall be allowed in each room for the number of persons present in the room at any one time; and

(b) a deduction shall be made for the space occupied by furniture, fittings and projections of the walls into a room.

Ventilation

25. (1) A person shall not use or occupy, or permit to be used or occupied, a house unless the house is properly ventilated.

(2) For the purpose of sub-section (1) a house shall be deemed to be properly ventilated if it complies with the Building Code, including the provision of -

(a) natural ventilation; or

(b) a mechanical ventilation or air-conditioning system complying with AS1668.2 - 1991

(3) The owner of a house provided with mechanical ventilation or an air-conditioning system shall ensure that the system is -

(a) maintained in good working condition and in accordance with AS3666-1989; and

(b) in use at all times the building is occupied.

(4) If, in the opinion of the Manager Urban Environment and Control, a house is not properly ventilated, the Council may by notice require the owner of the house to -

(a) provide a different, or additional method of ventilation; or

(b) cease using the house until it is properly ventilated.

(5) The owner shall comply with a notice under sub-section (4).

Sub-Floor Ventilation

26. The owner or occupier of a house shall make provision for sub-floor ventilation by ensuring that air bricks and other openings are kept clear of refuse, vegetation, building materials, dirt and the like.

Division 3 - Water Supply

Water Supply

27. (1) The owner of a house shall ensure that it is connected with a separate and independent water supply from the mains of a licensed water service operator or a water supply to the satisfaction of the Council.

(2) The water supply shall at all times deliver an adequate supply of drinking water to each tap in the house or on the site on which the house is located.

Rain Water Tanks

28. The owner or occupier of a house for which part of the water supply is drawn from a rain water tank shall -

(a) maintain in a clean condition -

(i) the roof forming the catchment for the tank; and

(ii) the guttering and downpipes appurtenant to the roof;

(b) ensure that each rain water tank is fitted with a tight-fitting mosquito proof cover which shall not be removed at any time except for the purpose of cleaning, repairing or maintaining the tank;

(c) at least once in each year, thoroughly clean any tank the water from which is used for human consumption;

(d) when directed by an Environmental Health Officer, empty, clean and disinfect any tank upon the premises, the water from which is used for human consumption.

Wells

29. The owner or occupier of any premises shall not use or permit for human consumption the use of the water of any bore or well unless the bore or well is -

(a) at least 30 metres from any soak well or other possible source of pollution unless otherwise approved by the Executive Director of Public Health; and

(b) covered with a tight-fitting cover without openings of any sort other than those essential for the insertion of a pump.

Pollution

30. A person shall not deposit on or under any land, any sewage, offensive matter or any other thing which may pollute or render unfit for human consumption, water from a well or other underground source.

Division 4 - Secondhand Furniture, Bedding and Clothing

Prohibition of Sale

31. A person shall not offer for sale or sell any secondhand furniture, bedding or clothing which is filthy or infested with vectors of disease.

Prohibition of Possession

32. A dealer in secondhand furniture, bedding or clothing shall not have on any premises used for the operation of the business any secondhand furniture, bedding or clothing which is filthy or infested with vectors of disease.

Division 5 - Morgues

Application and Licensing of Morgues

33. (1) All non-government morgues within the District shall be licensed in accordance with this Division.

(2) An application for a licence of a morgue shall be -

(a) made by the applicant;

(b) made in the form prescribed in Schedule 9; and

(c) forwarded to the Chief Executive Officer with the fee prescribed in Schedule 14.

(3) The annual fee for a licence for a place for the temporary reception and keeping of the bodies of the dead awaiting burial or cremation is prescribed in Schedule 14.

(4) A licence shall -

(a) be in the form set out in Schedule 10; and

(b) expire on 30 June next after the date of its issue.

(5) A licence shall not be granted in respect of any premises unless -

(a) provision has been made for the keeping of the bodies of the dead at a temperature not exceeding zero degrees Celsius;

(b) the walls are constructed of stone or brickwork or other approved material;

(c) the interior surface of all walls is covered with glazed tiles or is rendered impervious so as to be non-absorbent and washable;

(d) all floors are constructed of some impervious material, having a fall to an outlet discharging over a trapped gully; and

(e) the premises are adequately ventilated by direct communication with the outside air.

PART 4 WASTE FOOD AND REFUSE

Division 1 - Liquid Refuse

Interpretation

34. In this division, unless the context otherwise requires -

"liquid refuse" includes swimming pool discharges, all washings from windows, vehicles and carpet cleaning, overflow, bleed off, condensate and drainage from air conditioning equipment including cooling towers and evaporative coolers and other liquid used for cooling purposes;

"liquid waste" means bathroom, kitchen, scullery and laundry wastes, all washings from animal and poultry pens and any other domestic or trade wastes that are discharged by means of a drain to a receptacle for drainage; and

"licensed carrier" means a transporter licensed under the *Environmental Protection (Liquid Waste) Regulations 1996*.

Deposit of Liquid Refuse

35. A person shall not deposit or cause or permit to be deposited liquid refuse or liquid waste -

(a) on a street;

(b) in a stormwater disposal system; or

(c) on any land or place other than a place or depot duly authorised for that purpose.

Disposal of Liquid Waste

36. (1) The owner or occupier of premises shall -

(a) provide, one of the methods prescribed in this Section, for the disposal of all liquid waste produced on the premises; and

(b) at all times maintain in good working order and condition any apparatus used for the disposal of liquid waste.

(2) Liquid waste shall be disposed of by one of the following methods -

(a) discharging it into the sewerage system of a licensed water service operator in a manner approved by the licensed water service operator;

(b) discharging it into an apparatus for the treatment of sewage and disposal of effluent and liquid waste approved by the Executive Director, Public Health and the Council;

(c) collection and disposal at an approved liquid waste disposal site in a manner approved by the Executive Director Public Health.

Approval for Septic Tank Pumpouts

37. A person shall not -

(a) unless he or she is a licensed carrier;

(b) without the written approval of the Council; and

(c) except in accordance with any terms and conditions imposed by the Council or the Executive Director, Public Health in connection with the approval under paragraph (b),

collect, remove or dispose of the contents of a septic tank, the pumpouts from holding tanks or an apparatus for the treatment of sewage.

Application for Approval

38. (1) A licensed carrier may apply in writing to the Council for approval to collect, remove or dispose of the contents of a septic tank, the pumpouts from holding tanks or an apparatus for the treatment of sewage.

(2) The Council may grant or refuse an application under this Section subject to conditions relating to -

(a) the time and method of collection, removal or disposal of the contents; or

(b) the route to be followed by a vehicle used in collection, removal or disposal of the contents.

(3) Any conditions imposed by the Council under this Section shall be -

(a) specified in the written approval of the Council; and

(b) in addition to any conditions imposed by the Executive Director Public Health or conditions applying under any other law.

(4) The Council may from time to time vary conditions imposed by it under this Section by giving written notice of the variation to the person to whom approval was given.

Notice of Intention

39. A person to whom approval has been given under Section 38 shall, at least 24 hours before collecting, removing or disposing of the contents of a septic tank or an apparatus for the treatment of sewage, notify the Manager Urban Environment and Control of his or her intention to do so.

Division 2 - Disposal of Refuse

Interpretation

40. In this division, unless the context otherwise requires -

"approved enclosure" means an enclosure for the storage of receptacles which complies with Section 46;

"building line" has the meaning given to it in and for the purposes of the *Local Government Act 1995*;

"collection day" means the day of the week on which rubbish and refuse is collected and removed by the Council or its contractor;

"collection time", where used in connection with any premises, means the time when rubbish or refuse is collected and removed from the premises by the Council or its contractor;

"commercial waste" means refuse and other rubbish generated by or emanating from commercial premises and includes trade refuse;

"domestic waste" means refuse and other rubbish generated by or emanating from residential premises and includes house refuse;

"public place" includes a street, way or place which the public are allowed to use, whether the street, way or place is or is not on private property;

"receptacle" means a polyethylene cart fitted with wheels, a handle and a lid and having a capacity of 120 litres or 240 litres supplied by the Council or its contractor, or other type of receptacle specified or approved by the Council;

"recyclable material" means any material which can be reprocessed and reused and is nominated for collection under a recycling scheme by the Council;

"refuse disposal site" means land set apart under the Act as a site for the disposal of rubbish or refuse;

"rubbish or refuse" includes any filth, dirt, ashes, vegetation, garden refuse, waste material, waste food, sludge, offensive matter, cinders, wood or metal shavings and sawdust but does not include liquid waste or liquid refuse;

"street" includes -

a highway; and

a thoroughfare;

which -

the public are allowed to use;

and includes every part of the highway or thoroughfare, and other things including bridges and culverts, appurtenant to it;

"street alignment" means the boundary between the land comprising a street and the land that abuts thereon, but where a new street alignment is prescribed under the *Local Government (Miscellaneous Provisions) Act 1960*, means the new street alignment so prescribed; and

"waste" means commercial waste or domestic waste or both as the context requires.

Receptacles

41. (1) An owner or occupier of premises shall -

(a) at all times keep the lid of the receptacle closed except when depositing rubbish or refuse or cleaning the receptacle;

(b) except for a reasonable period before and after collection time, keep the receptacle on the premises and located -

(i) behind the street alignment and so as not to be visible from a street or public place; or

(ii) in such other position as is approved by the Manager Urban Environment and Control;

(c) on each collection day at or prior to 6.00am place the receptacle out in the street in a position where it is visible from the carriageway of the street or the right of way or lane and is accessible, but does not obstruct a street, right of way, thoroughfare, lane, footpath, cycleway or other carriageway or placed in such other position as is approved by the Manager Urban Environment and Control;

(d) if the receptacle is lost, stolen, damaged or defective, notify the Council within 7 days after the event;

(e) not use the receptacle for any purpose other than the collection of refuse and rubbish; and

(f) ensure that the premises is provided with an adequate number of receptacles.

(2) A receptacle supplied by the Council or its contractor remains the property of the Council or its contractor as the case may be.

Exemption

42. (1) An owner or occupier of premises may apply in writing to the Council for an exemption from compliance with the requirements of subsection 41(b) or (c).

(2) The Council may grant or refuse, with or without conditions, an application for exemption from compliance under this Section.

(3) An exemption granted under this Section shall state -

(a) the premises to which the exemption applies;

(b) the period during which the exemption applies; and

(c) any conditions imposed by the Council.

(4) An exemption granted under this Section shall cease to apply if and when the person to whom it is granted fails to comply with a condition of the exemption.

Use of Receptacles

43. An owner or occupier of premises shall -

(a) not deposit or permit to be deposited in a receptacle-

(i) more than 70 kilograms of rubbish or refuse;

(ii) hot or burning ash;

(iii) oil, motor spirit or other flammable liquid;

(iv) liquid paint or other solvent;

(v) asbestos or asbestos products;

(vi) bricks, concrete, building rubble, earth or other like substances;

(vii) drugs, dressings, bandages, swabs or blood samples unless placed in a sealed impervious and leak-proof container;

(viii) hospital, medical, veterinary, laboratory or pathological substances containing blood unless placed in a sealed impervious and leak-proof container;

(ix) syringes, needles, surgical hardware, broken glass, sharps or other sharp objects unless placed in a sealed impervious leak-proof and impenetrable container;

(x) cytotoxics, radioactive substances and dangerous chemicals;

(xi) sewage, manure, nightsoil, faeces or urine;

(xii) any object which is greater in length, width, or breadth than the corresponding dimension of the receptacle or which will not allow the lid of the receptacle to be tightly closed;

(xiii) rubbish or refuse which is or is likely to become offensive or a nuisance, or give off an offensive or noxious odour, or to attract flies or cause fly breeding unless it is first wrapped in non-absorbent or impervious material or placed in a sealed impervious container; or

(xiv) ammunition or flares,

(b) unless authorised by the Manager Urban Environment and Control, not mark or disfigure the receptacle in any manner other than by the placement of a street number or other identifying mark;

(c) at all times keep the receptacle in a clean condition;

(d) whenever directed to do so by an Environmental Health Officer, thoroughly clean, disinfect, deodorise and apply a residual insecticide to the receptacle;

(e) take all reasonable steps to prevent -

(i) fly breeding and keep the receptacle free of flies, maggots, cockroaches, rodents and other vectors of disease; and

(ii) the emission of offensive and noxious odours from the receptacle; and

(f) ensure that the receptacle does not cause a nuisance to the occupiers of adjoining premises.

Damage to Receptacles

44. A person other than the Council or its contractor, shall not-

(a) damage, destroy or interfere with a receptacle; or

(b) except as permitted by these Local Laws or as authorised by an Environmental Health Officer, remove a receptacle from any premises to which it was delivered by the Council or its contractor.

Use of Other Containers

45. (1) In the case of premises consisting of more than 3 dwellings, any premises used for commercial or industrial purposes or as a food premises, the Manager Urban Environment and Control may authorise rubbish or refuse to be deposited in a container other than a receptacle.

(2) The owner or occupier of premises who is authorised under this Section to deposit rubbish or refuse in a container shall -

(a) unless approved by the Manager Urban Environment and Control not deposit or permit to be deposited in the container anything specified in Section 43(a)(ii) - (xiv);

(b) take all reasonable steps to prevent fly breeding in, and the emission of offensive or noxious odours from, the container;

(c) whenever directed by an Environmental Health Officer to do so, thoroughly clean, disinfect, deodorise and apply a residual insecticide to the container;

(d) cause the container to be located on the premises in an enclosure constructed and located as approved by the Manager Urban Environment and Control;

(e) ensure that the container is not visible from the street but is readily accessible for the purposes of collection; and

(f) ensure that the container does not cause a nuisance to an occupier of adjoining premises.

(3) An owner or occupier shall -

(a) ensure that there are a sufficient number of containers provided to contain all rubbish and refuse which accumulates or may accumulate in or from the premises;

(b) ensure that each container on the premises -

(i) has a close fitting lid;

(ii) is constructed of non-absorbent and non-corrosive material; and

(iii) is clearly marked, for the use of, and is used only for, the temporary deposit of rubbish or refuse;

(c) keep or cause to be kept each container thoroughly clean and in good condition and repair;

(d) place any rubbish or refuse in, and only in, a container marked for that purpose;

(e) keep the cover on each container except when it is necessary to place something in, or remove something from, it; and

(f) ensure that the containers are emptied at least weekly or as directed by an Environmental Health Officer.

Suitable Enclosure

46. (1) An owner or occupier of premises -

(a) consisting of more than 3 dwellings; or

(b) used for commercial or industrial purposes or as a food premises;

shall if required by the Manager Urban Environment and Control provide a suitable enclosure for the storage and cleaning of receptacles on the premises.

(2) An owner or occupier of premises required to provide a suitable enclosure under this Section shall keep the enclosure thoroughly clean and disinfected.

(3) For the purposes of this Section, a "suitable enclosure" means an enclosure -

(a) of sufficient size to accommodate all receptacles used on the premises but in any event having a floor area not less than a size approved by the Manager Urban Environment and Control;

(b) constructed of brick, concrete, corrugated compressed fibre cement sheet or other material of suitable thickness approved by the Manager Urban Environment and Control;

(c) having walls not less than 1.8 metres in height and having an access way of not less than 1 metre in width and fitted with a self closing gate;

(d) containing a smooth and impervious floor -

(i) of not less than 75 millimetres in thickness; and

(ii) which is evenly graded to an approved liquid refuse disposal system;

(e) which is easily accessible to allow for the removal of the receptacles;

(f) provided with a ramp into the enclosure having a gradient no steeper than 1:8 unless otherwise approved by the Manager Urban Environment and Control; and

(g) provided with a tap connected to an adequate supply of water.

Deposit of Refuse

47. A person shall not deposit or cause or permit to be deposited any rubbish or refuse in or on any street or on any land other than a refuse disposal site.

Removal of Rubbish from Premises or Receptacle

48. (1) A person shall not remove any rubbish or refuse from premises unless that person
is -

(a) the owner or occupier of the premises;

(b) authorised to do so by the owner or occupier of the premises; or

(c) authorised in writing to do so by the Council.

(2) A person shall not, without the approval of the Council or the owner of a receptacle, remove any rubbish or refuse from the receptacle or other container provided for the use of the general public in a public place.

(3) The Council shall execute and continue the removal of household and general refuse from premises within the district at least once per week provided that the waste to be collected is contained in an approved receptacle but the provisions of this sub-section do not apply to multiple dwelling unit sites or food premises.

(4) The Council or its contractor shall cause all refuse and rubbish collected and removed to be taken to a material recycling facility or an approved refuse disposal site.

(5) Where the Council provides a collection for recyclable material the occupier of premises shall comply with and observe the directions given by the Council in relation to that collection.

Burning Rubbish or Refuse

49. (1) A person shall not -

(a) without the written approval of the Manager Urban Environment and Control; and

(b) except in accordance with the terms and conditions to which the approval is subject,

set fire to, or cause to be set on fire, any rubbish or refuse either -

(i) in any incinerator; or

(ii) on the ground.

(2) Subject to sub-section (3), an approval of the Manager Urban Environment and Control is issued subject to the following conditions -

(a) the material to be burnt -

(i) does not include any plastic, rubber, food scraps, green garden cuttings or other material which may become offensive when burnt; and

(ii) is of such quantity, or of such a nature, as not to be suitable for removal by the Council's refuse collection service;

(b) there is no other appropriate means of disposal;

(c) burning shall not take place -

(i) during any period for which an air dispersion alert has been issued by the Bureau of Meteorology; or

(ii) where there is no current dispersion alert, outside the hours of 10.00am to 3.00pm;

(d) an incinerator must meet the minimum standards specified in AS 1875-1976; and

(e) an incinerator unit used for fire must be located-

(i) at least 3 metres from a fence or building; and

(ii) in such a position so as not to create a nuisance or be offensive to other persons.

(3) Subject to the Fire Rules of the Metropolitan Fire District for the current season issued by the Western Australian Fire Brigades Board, the Manager Urban Environment and Control may grant approval to clear, by burning, fire breaks or

vacant blocks of grass, straw, hay, undergrowth, herbage and other similar vegetation whether alive or dead and standing or not standing.

Rubbish Removal Vehicles

50. A vehicle used by the Council or its contractor for the collection and transport of rubbish shall-

(a) be provided with a compartment in which all rubbish shall be deposited for removal, and which the interior is constructed from or surfaced with impermeable material; and

(b) have a cover over the compartment at all times when the vehicle is engaged in the transport of rubbish.

Method of Removal of Rubbish

51. A person engaged in the removal of rubbish from premises shall-

(a) convey all rubbish from the receptacles of the occupier of the premises and deposit the rubbish in the portion of the collection vehicle intended to hold the rubbish; and

(b) replace the receptacle where the person found it, with the lid in place.

Division 3 - Transport of Butchers' Waste

Interpretation

52. In this Division, unless the context otherwise requires -

"butchers' waste" includes animal skeletons, rib cages and the products of a slaughter house or boning room.

Restriction of Vehicles

53. A person shall not use, for the transport of butchers' waste-

(a) a vehicle used for the transport of food or drugs; or

(b) anything intended to be used for the packing or handling of food or drugs.

Transport of Butchers Waste

54. (1) A person shall not transport butchers' waste otherwise than in -

(a) a compartment complying with the following specifications -

(i) the floor and 4 walls to be made of sheet metal and the walls to be not less than 910 millimetres high;

(ii) all joints to be welded, soldered or brazed and made water-tight;

(iii) the loading doors, if any, to be water-tight and kept closed at all times except when loading; and

(iv) the top to be completely covered by a tarpaulin or other impervious sheet material approved by the Manager Urban Environment and Control, carried over, and secured to the outside of the walls at least 300 millimetres from the top so as to keep the load out of sight of the public; or

(b) a water-tight metal container fitted with a lid which can be tightly closed.

(2) A person shall not transport any butchers' waste in a vehicle unless the vehicle and its fittings, including the compartment or container referred to in this Section, are -

(a) maintained in good order and condition; and

(b) thoroughly cleaned at the conclusion of each day's work.

(3) A person shall not load, transport, or unload butchers' waste in a manner that is or may be offensive due to -

(a) the sight of animal skeletons, bones, offal or waste matter;

(b) the odour of putrefaction, offal or waste matter; or

(c) the presence of blood and particles of flesh or fat dropping onto the surface of the street pavement or ground.

PART 5 - NUISANCES AND GENERAL

Division 1 - Nuisances

Interpretation

55. In this Division, unless the context otherwise requires -

"fertiliser" includes manure.

Footpaths etc. to be kept clean

56. An owner or occupier of premises shall maintain in a clean condition any footpath, pavement, area or right of way immediately adjacent to the premises.

Escape of Smoke etc.

57. (1) Subject to sub-section (2), an owner or occupier of premises shall not cause or permit the escape of smoke, dust, fumes, offensive or foul odours, liquid waste or liquid refuse from the premises in such quantity or of such a nature as to cause or to be a nuisance.

(2) Sub-section (1) does not apply to smoke from the chimney of a private dwelling house.

Public Vehicles to be kept clean

58. The owner or person in control of a public vehicle shall -

(a) maintain the vehicle at all times -

(i) in a clean condition; and

(ii) free from vectors of disease; and

(b) whenever directed to do so by an Environmental Health Officer, thoroughly clean and disinfect the vehicle as directed.

Prohibition against Spitting

59. A person shall not spit -

(a) on a footpath, street or public place; or

(b) in a train, bus or other public transport.

Transportation, Use and Storage of Offal, Blood, or Other Offensive Matter

60. (1) A person shall not transport or store offal or blood, for the purpose of being used as manure, unless it has been sterilised by steam and properly dried.

(2) No person shall remove any offensive matter unless such offensive matter is carried in watertight barrels or tanks securely covered to prevent the escape of any of the contents thereof, or the emission of any offensive odour therefrom.

(3) Every person using any tank or barrel or vehicle in the removal of any offensive matter shall keep such tank, barrel or vehicle and every vehicle used for the carriage or removal of any such matter as aforesaid in a thoroughly clean condition and in good repair.

Use or Storage of Fertiliser

61. An owner or occupier of premises shall not use or keep for the purpose of use, as fertiliser any -

(a) pig manure;

(b) human faeces; or

(c) urine.

Storage and Dispatch of Artificial Fertiliser

62. An owner or occupier of premises where artificial fertiliser is stored in bulk for sale shall -

(a) keep all artificial fertiliser in a building -

(i) of which the walls, floors and ceilings or undersides of the roof are constructed of durable and non-absorbent materials finished internally with a smooth surface; and

(ii) free from damp and properly ventilated;

(b) take proper precautions to prevent the emission of dust or offensive effluvia from the building; and

(c) ensure that all artificial fertiliser despatched from the premises is packed in such a manner as to prevent any nuisance arising during transit.

Storage of Fertiliser in a House

63. The owner or occupier of a house where fertiliser or compost is stored or used shall -

(a) prevent the escape of odours, dust or particles of fertiliser or compost;

(b) treat the fertiliser or compost in such a manner as to effectively prevent it attracting or being a breeding place for flies or other vectors of disease; and

(c) store only such amounts of fertiliser or compost -

(i) as can be readily used within a reasonable period; or

(ii) as may be directed by the Manager Urban Environment and Control.

Vehicles Used for Transporting of Animals and Birds

64. (1) No person having the control or management of any vehicle in which animals or birds are being or have been transported or confined shall allow such vehicle to stand within the district until the floor of such vehicle has been cleaned.

(2) A person having the control or management of any vehicle in which any animals or birds have been transported or confined shall immediately upon the removal of any animals or birds cause such vehicle to be cleaned to the satisfaction of an Environmental Health Officer.

Division 2 - Keeping of Animals

Cleanliness

65. An owner or occupier of premises in or on which a dog, cat or other animal or bird is kept shall -

(a) keep the premises free from excrement, filth, food waste and all other matter which is or is likely to become offensive or injurious to health or to attract rats or other vectors of disease;

(b) when so directed by an Environmental Health Officer, clean and disinfect the premises; and

(c) keep the premises, so far as possible, free from flies or other vectors of disease by spraying with a residual insecticide or other effective means.

Animal Enclosures

66. (1) A person shall not keep or cause or permit to be kept any animals or birds on premises which are not effectively drained.

(2) The owner or occupier of premises where animals or birds are kept shall, when directed by the Manager Urban Environment and Control, pave, grade and drain the floors of all structures and the surface of the ground of all enclosures used for the keeping of animals or birds.

Cats

67. (1) Subject to sub-section (6), a person shall not, without an exemption in writing from the Council, keep more than 3 cats over the ages of 3 months on premises on any land within the district.

(2) An owner or occupier of premises may apply in writing to the Council for exemption from the requirements of sub-section (1).

(3) The Council shall not grant an exemption under this Section unless it is satisfied that the number of cats to be kept will not be a nuisance or injurious or dangerous to health.

(4) An exemption granted under this Section shall specify -

(a) the owner or occupier to whom the exemption applies;

(b) the premises to which the exemption applies; and

(c) the maximum number of cats which may be kept on the premises.

(5) A person who is granted an exemption under this section may be required by Council to:

(a) provide for each cat kept at or on the premises a properly constructed shelter with an enclosure complying with the following-

(i) each shelter shall have a floor area of not less than 0.5 square metres for each cat over the age of 3 months kept or to be kept therein; and

(ii) the area of the enclosure appurtenant to each shelter shall be not less than 3 times the area of the shelter:

(b) a shelter or an enclosure shall be situated at a distance of not less than-

(i) 2 metres from the boundary of any lot not owned or occupied by the person by whom the cats are kept;

(ii) 10 metres from any dwelling, church, schoolroom, hall or premises in which food is manufactured, packed or prepared for human consumption;

(c) keep all shelters, enclosures, yards and grounds in which cats are kept in a clean condition and free from vectors of disease at all times and clean, disinfect or otherwise deal with them as directed by an Environmental Health Officer from time to time.

(6) A person may keep more than 3 cats on premises used for veterinary purposes or as a pet shop.

Slaughter of Animals

68. (1) Subject to sub-section (2), a person shall not slaughter any animal within the district.

(2) Sub-section (1) does not apply to euthanasia of animals by veterinarians or other duly authorised persons.

Disposal of Dead Animals

69. (1) An owner or occupier of premises on which there is a dead animal shall immediately remove the carcass and arrange for its disposal at an approved disposal site.

(2) An owner, or a person having the care, of any animal that dies or is killed in a public or private place shall immediately remove the carcass and arrange for its disposal at an approved disposal site.

Division 3 - Keeping of Large Animals

Interpretation

70. In this Division, unless the context otherwise requires -

"approved animal" means a horse, cow or large animal the subject of an approval by Council under Section 71;

"cow" includes an ox, calf or bull;

"horse" includes an ass, mule, donkey or pony; and

"large animal" includes a pig, sheep or goat.

Stables

71. (1) An owner or occupier of premises shall not keep a horse, cow or large animal on those premises without the written approval of the Council.

(2) An owner or occupier of premises who has approval to keep a horse, cow or large animal shall provide for its use a stable which shall -

(a) not be situated within 15 metres of a house or other premises, except that it may be situated within 6 metres of the dwelling house belonging to the owner or occupier of the land upon which the approved animal is kept;

(b) have a proper separate stall -

(i) for each horse or cow; and

(ii) the floor area of which shall be a minimum of 6 square metres;

(c) have each wall and roof constructed of an impervious material;

(d) have on all sides of the building between the wall and the roof a clear opening of at least 150 millimetres in height or other ventilation as approved by the Manager, Urban Environment and Control; and

(e) have a floor, the upper surface of which shall -

(i) be raised at least 75 millimetres above the surface of the ground;

(ii) be constructed of cement, concrete or other similar impervious materials; and

(iii) have a fall of 1 in 100 to a drain which shall empty into a trapped gully situated outside the stable and shall discharge in a manner approved by the Manager Urban Environment and Control.

(3) The owner or occupier of premises on which a stable is located shall -

(a) maintain the stable in a clean condition and clean, wash and disinfect it when so directed by an Environmental Health Officer;

(b) keep all parts of the stable so far as possible free from flies or other vectors of disease by spraying with a residual insecticide or other effective means; and

(c) when so ordered by the Manager Urban Environment and Control, spray the stable, or such parts as may be directed, with a residual insecticide.

Proximity of Animals to a Dwelling House

72. The owner or occupier of premises shall not permit an approved animal to approach within 15 metres of a dwelling house, except that it may be situated within 6 metres of the dwelling house belonging to the owner or occupier of the land upon which the approved animal is kept.

Manure Receptacle

73. An owner or occupier of premises on which an approved animal is kept shall -

(a) provide in a position convenient to the stable a receptacle for manure, constructed inside and outside to a smooth impervious finish, or other approved receptacle, provided with a tight-fitting hinged cover, and with no part of the floor lower than the surface of the adjoining ground;

(b) keep the lid of the receptacle closed except when manure is being deposited or removed;

(c) cause the receptacle to be emptied at least once a week and as often as may be necessary to prevent it becoming offensive or a breeding place for flies or other vectors of disease;

(d) keep the receptacle so far as possible free from flies or other vectors of disease by spraying with a residual insecticide or other effective means; and

(e) cause all manure produced on the premises to be collected daily and placed in the receptacle.

Division 4 - Keeping of Poultry and Parrots.

Interpretation

74. In this Division unless the context otherwise requires -

"poultry" includes fowls, ducks and other domestic fowls.

"parrot" includes parrots, cockatoos, galahs, weeros and the like.

"the Prohibited area" means that portion of the district bounded -

(a) to the north by the high water mark of Victoria Quay;

(b) to the east by Parry Street;

(c) to the south by Essex Street, Henderson Street, Queen Street and Holdsworth Street to its intersection with Parry Street; and

(d) to the west by the high water mark of Fishing Boat Harbour, Challenger Harbour and Bathers Beach.

Limitation on Numbers of Poultry

75. (1) An owner or occupier of premises in the Prohibited Area shall not keep or permit to be kept on the premises any poultry.

(2) Outside the prohibited area, an owner or occupiers of premises shall not keep more than 12 poultry on any one lot of land.

Conditions for Keeping Poultry

76. A person who keeps poultry or permits poultry to be kept shall ensure that -

(a) no poultry is able to approach within 7 metres of a dwelling house, public building or premises where people are employed or where food is stored, prepared, manufactured or sold;

(b) all poultry is kept in a properly constructed and securely fastened structure or enclosure which is provided with a concrete floor trowelled to a smooth finish and laid with a fall of 1 in 50 to the front;

(c) the structure or enclosure is in a yard having an otherwise unobstructed area of at least 30 square metres;

(d) no poultry is able to approach within 18 metres of a street other than a right of way unless, in the case of land at the junction of two or more streets, Council has approved a lesser distance;

(e) the structure or enclosure shall not be less than 1 metre from boundaries of adjoining properties; and

(f) all enclosures or cages within which poultry are kept shall be maintained at all times in a clean condition and shall be disinfected or otherwise dealt with in a way as directed by an Environmental Health Officer.

Roosters, Geese, Turkeys and Peafowls

77. (1) An occupier of premises shall not without the written approval of the Council, keep or permit to be kept on those premises any one or more of the following-

(a) a rooster;

(b) a goose or gander;

(c) a turkey;

(d) a peacock or peahen.

(e) a parrot.

(2) The Council may upon written application, grant approval with or without conditions to the owner or occupier of premises to keep any one or more birds as specified in sub-section (1).

(3) A person who has been granted approval under this section to keep a bird may keep the bird on the premises only while he is the occupier thereof.

(4) The Council may revoke an approval granted under this Section if it is of the opinion that the keeping of the birds specified in the approval is causing a nuisance or is injurious, offensive or dangerous to health.

Removal of Non-Conforming Structure or Enclosure.

78. (1) If a structure or enclosure is used for the keeping of poultry contrary to the provisions of section 76, the Manager Urban Environment and Control may direct the owner or occupier to remove it.

(2) An owner or occupier shall comply with a direction from the Manager Urban Environment and Control under this section.

Division 5 - Keeping of Pigeons

Interpretation

79. In this Division unless the context otherwise requires -

"Code of Practice" means the Code of Practice - Pigeon Keeping and Pigeon Racing, International Standard Book Number (ISBN 0 958 6677 0 5), Part 1 (ISBN 0 958 6677 2 1), Part 2 (ISBN 0 958 6677 1 3) published May 1994, amended from time to time and approved by the Pigeon Racing Federation of WA (Incorporated) and the Independent Racing Pigeon Federation Inc.

"Grouped Dwelling" means a dwelling which is one of a group of two or more dwellings on the same lot.

"Scheme" means the City of Fremantle Town Planning Scheme No. 3 and includes any amendments thereto or any review thereof.

"the Prohibited area" means that portion of the district bounded -

(a) to the north by the high water mark of Victoria Quay;

(b) to the east by Parry Street;

(c) to the south by Essex Street, Henderson Street, Queen Street and Holdsworth Street to its intersection with Parry Street; and

(d) to the west by the high water mark of Fishing Boat Harbour, Challenger Harbour and Bathers Beach.

"Vector of Disease" means an arthropod or rodent that transmits, by biological and mechanical means, an infectious agent from a source or reservoir to a person.

"Young Birds" means any pigeon under 24 days of age and are recognised as birds without feathers on the flesh under their wings.

Limitation on Numbers of Pigeons

80. (1) An owner or occupier of premises in the Prohibited Area shall not keep or permit to be kept on the premises any pigeons.

(2) (a) Outside the Prohibited Area:

(i) No person shall keep pigeons on any land without lodging an application to register the premises for the keeping of pigeons substantially in the form of Schedule 1, paying the annual registration fee prescribed in Schedule 14 and prior to written approval being granted substantially in the form of Schedule 2 to register the premises.

(ii) Pigeons shall not be kept on any land which is classified in the scheme:

- for a Caravan Park;
- as Industrial Land; or
- as Light Industrial land.

Except where an application is received to keep pigeons on Light Industrial Land, which also includes a caretaker's residence, such application may be considered for approval. Council or the Manager Urban Environment and Control may either approve the application with or without conditions relating to the requirements of this section or refuse the application in accordance with this section

(iii) Pigeons shall not be kept on any land that is occupied by grouped dwellings.

(b) The occupier of any Commercial premises so classified in the Scheme and approved as a Pet Shop, may keep up to 10 pigeons for immediate retail sale.

(c) The occupier of every other premises approved to keep pigeons shall make an annual application in writing to the Council substantially in the form of Schedule 1 and pay the Council an Annual Registration Fee as shown in Schedule 14 on or before 30 June each year.

(d) With every application for original registration there shall be lodged with the application plans, specifications, drawings, particulars and information as the Council or the Manager Urban Environment and Control may require.

(e) Upon receipt of an application the Council or the Manager Urban Environment and Control shall cause such premises for which the application is made to be inspected by an Environmental Health Officer who shall report upon the sufficiency of such premises and the compliance with all Acts, Regulations, Local Laws, Orders and Rules in force within the District at the time in regard to the premises.

(f) If upon such application and report being submitted, it shall appear to the Council or the Manager Urban Environment and Control that the application for registration be granted, it shall, subject to the person complying with these Local Laws and all other Acts, Regulations, Local Laws and Rules as shall be in force at the time and upon being paid the registration fee prescribed in Schedule 14 register such premises by issuing a certificate substantially in the form of Schedule 2 for such premises.

(3) All pigeons shall be kept confined continuously in cages, enclosures or lofts which are approved by the Manager Urban Environment and Control except that registered homing pigeons may be released in accordance with sub-section (9).

(4) (a) No cage, enclosure or loft shall be located nearer than 1.2 metres from the boundary of the land in other occupation, 9 metres from any dwelling house, church, school room, hall, factory, dairy or food premises, 18 metres from any street or road, except in the case of a corner property or a cul - de - sac street, or a property which abuts two streets, when the minimum distance from any street or road reserve shall not be less than 9 metres.

(b) Where an application is received in accordance with subsection (2)(a)(i) and the number of pigeons exceed 10 in accordance with subsection (8) Council may increase the 9 metre

minimum distance of the loft from any premises specified in paragraph (a) by virtue of the number of pigeons to be kept, the location of other premises including residential premises or any other reason that is likely to cause a nuisance to contiguous owners or occupiers as identified via the consultation process required under subsection (8)

(5) (a) The cage, enclosure or loft used to house the pigeons, shall be constructed to at least the following specifications and approved prior to registration, by the Manager Urban Environment and Control:

(i) The floor shall be smooth impervious concrete, not less than 50mm thick and graded evenly to the front. The floor in the case of an elevated loft, shall be made from other smooth impervious material in compliance with the Code of Practice and at least 20 cm off the ground.

(ii) The frames and box perches shall be flat sided sawn timber, finished to a smooth surface allowing for robust cleaning using a sharp implement.

(iii) Cladding shall be smooth corrugated fibro cement sheeting, sheet metal, brick or other smooth material and which can be easily cleaned. Where applicable, the cage, enclosure or loft used for the keeping of pigeons shall be lined internally in accordance with the Code of Practice.

(iv) The roof shall be smooth corrugated fibro cement, tiles, sheet metal or other smooth roofing material approved by the Manager Urban Environment and Control and shall have sufficient slope to shed stormwater.

(v) The cage, enclosure or loft shall be designed with a minimum internal height from floor to ceiling of 1.65M measured at the walls and constructed in a sound weatherproof manner and be of sufficient height and size to allow easy entry for cleaning.

(vi) Provision shall be made to provide adequate ventilation to the cage, enclosure or loft during hot weather but all openings must be screened with metal or wooden doweling with external doweling set down into a solid splash board of minimum height above the floor of 500mm, or wire mesh with a maximum mesh size of 50mm square or 50mm diametre.

(vii) The size shall be sufficient for the number of birds proposed to be kept therein and allow for any shelter, food and

receptacles and the minimum space per pigeon shall not be less than the requirements in the Code of Practice.

(b) (i) If a structure, enclosure or loft is used for the keeping of pigeons contrary to the provisions of paragraph (a), Council or the Manager Urban Environment and Control may direct the owner or occupier to remove it.

(ii) An owner or occupier shall comply with a direction from the Council or Manager Urban Environment and Control under this paragraph.

(c) (i) The Council or Manager Urban Environment and Control may order an owner or occupier of a house or land or trees in or on which pigeons are, or are in the habit of nesting or perching, to take adequate steps to prevent them from continuing to do so. Where the pigeons are considered to be feral, Council or the Manager Urban Environment and Control may also direct that the owner or occupier eradicate the pigeons.

(ii) An owner or occupier shall comply with a direction from the Council or Manager Urban Environment and Control under this paragraph.

(6) All cages, enclosures and lofts shall be kept clean and maintained in good order and condition at all times and the minimum standard shall be that specified in the Code of Practice.

(7) (a) All food shall be kept dry and protected from vectors of disease in storage containers with tight fitting lids except that where 25kg or larger bags of grain are stored in bulk, they shall be stored on racks raised 150mm off the floor and adequate rodenticide baits shall be placed to the satisfaction of an Environmental Health Officer, to control rodents.

(b) All wastes, including husks, seed, feathers, dead birds and faecal matter shall be placed in plastic or double lined paper garbage bags, as soon as it is cleaned from the cage and the bags securely tied. The garbage bags shall be immediately deposited in an approved rubbish receptacle, pursuant to these local laws. Such receptacles shall have a tight fitting lid and be inaccessible to flies, rodents and other vectors of disease.

(c) All food containers and rubbish receptacles shall be kept clean and maintained in good order and condition at all times.

(d) The surrounds of every cage, enclosure or loft shall be kept clean and the premises, including every cage, enclosure or loft, food storage area and land immediately surrounding every cage, enclosure or loft, shall at all times be kept free from waste, disused matter and any material or thing which may attract or provide harbourage for flies, rodents and other vectors of disease.

(e) The occupier shall clean, disinfect, trap or bait flies, rodents and other vectors of disease or otherwise deal with the poultry and pigeon cages, equipment and appliances, storage areas and land immediately surrounding the cage as directed by an Environmental Health Officer from time to time.

(8) The maximum number of pigeons kept must not exceed 10, excluding the young birds on any land except that any person who on or before 30 June each year produces to the Council, satisfactory proof that they are a current financial member of a recognised incorporated Racing Pigeon body, or are a registered Pigeon Fancier, may be permitted to keep up to 150 pigeons excluding the young birds subject to the written approval of all contiguous owners or occupiers whose property abuts the applicants property prior to the application being considered for approval in accordance with subsection (2)(f).

(9) (a) A person who is approved to keep Registered Homing or Racing Pigeons may only release them for exercise between the hours set out in the Code of Practice, unless otherwise authorised in writing by the Manager Urban Environment and Control.

(b) Not more than 60 Registered Homing or Racing pigeons shall be released for exercise or training at any one time.

(c) Where the Council or the Manager Urban Environment and Control receives any objections during consultation under subsection (8), or a complaint about a nuisance after approval has been granted to keep up to 150 pigeons, Council may vary the hours for release and impose any condition deemed necessary to minimise any nuisance from the pigeons or any associated activity.

Powers of Council

81. (1) The Council may revoke an approval granted under this Division if it is of the opinion that the keeping of the birds specified in the approval is causing a nuisance or is injurious, offensive or dangerous to health.

(2) Where there is any discrepancy between this Division relating to the Keeping of Pigeons and the Code of Practice, the higher standard of construction and hygiene shall prevail and have effect from the date of

confirmation in writing by Council or the Manager Urban Environment and Control to the applicant or person approved to keep pigeons.

(3) The Council or the Manager Urban Environment and Control may cancel, refuse to approve or renew the registration of a premises for the keeping of pigeons for the following reasons:

(a) that the premises are not maintained in accordance with these Local Laws.

(b) that the cages, enclosures or loft have fallen into disrepair, are unclean or infested with vectors of disease;

(c) that the pigeons are being released outside the times permitted in sub-section 80(9) or as approved by the Manager Urban Environment and Control;

(d) that a condition imposed pursuant to these Local Laws has not been complied with:

(e) where the person has two or more prior convictions under these Local Laws.

Non-Compliance

82. Any person who makes a false statement in connection with any application under this Division shall be guilty of an offence.

Division 6 - Car Parks

Interpretation

83. In this Division, unless the context otherwise requires -

"car park" means premises, or any part of premises, set aside for parking of 3 or more motor vehicles; and

"occupier" means a person having the charge, management or control of a car park.

Ventilation

84. (1) A person shall not use or occupy, or permit to be used or occupied, a car park unless it is ventilated by either -

(a) natural ventilation; or

(b) mechanical means,

in accordance with AS1668.2 Part 2 1991.

(2) If, in the opinion of the Manager Urban Environment and Control, a car park is not properly ventilated, the Council may by notice require the occupier within a specified time to -

(a) provide a different or additional method of ventilation; and

(b) cease using the car park until it is properly ventilated.

(3) An occupier shall comply with a notice under sub-section (2).

Exhaust Air Discharge Points and Exhaust Registers

85. An owner or occupier shall ensure that -

(a) all exhaust air that is discharged from a car park shall be discharged -

(i) at discharge points -

(A) in accordance with AS1668.2 Part 2 1991; and

(B) located so that the hourly average exhaust flow rate is not reduced below the minimum requirement of AS1668.2 Part 2 1991;

(ii) at a velocity and in a direction so as not to be a danger to health or a nuisance;

(b) exhaust registers are located as far as possible from the source of supply air;

(c) in the case of a car park having a floor level below that of the external ground level, at least 50% of the required exhaust air is drawn into exhaust registers having their bottom edge located within 100 millimetres of the floor level; and

(d) any mechanical ventilation system is -

(i) maintained in good working condition; and

(ii) in operation at all times when the car park is in use.

PART 6 - PEST CONTROL

Division 1 - Flies

Interpretation

86. In this Division, unless the context otherwise requires -

"flies" means any of the two-winged insects constituting the order *Diptera* commonly known as flies.

Fly breeding matter not to be left on Premises unless Covered or Treated

87. An owner or occupier of premises shall not place, throw or leave, or permit or cause to be placed, thrown or left in, on or about the premises any matter or thing which is liable to attract or be a breeding place for flies, unless that matter or thing is covered, protected, treated or dealt with in such a manner as to effectively prevent it from attracting or being a breeding place for flies.

Measures to be taken by an Occupier

88. An owner or occupier of premises shall ensure that -

(a) rubbish receptacles are kept clean and tightly sealed at all times except when refuse is being deposited or emptied;

(b) food scraps and uneaten pet food are wrapped tightly and deposited in a rubbish receptacle without delay;

(c) lawn clippings used on gardens as mulch are raked out thinly;

(d) fertilizers are dug well into the soil;

(e) compost heaps are kept well covered;

(f) barbecues are kept clean and free from food scraps;

(g) anything that is buried and may attract or be a breeding place for flies is covered with at least 100 millimetres of soil; and

(h) excrement from pets is collected and properly disposed of without delay.

Officer may give Notice directing measures to be Taken

89. Where in the opinion of an Environmental Health Officer flies are prevalent or are breeding on any premises, the Officer may give to the owner or occupier of the

premises notice in writing directing him or her to take, within the time specified in the notice, such measures as in the opinion of the Officer are necessary to -

(a) control the prevalence;

(b) effect the eradication; or

(c) effectively prevent the breeding

of flies.

Council may Execute Work and Recover Costs

90. (1) Where -

(a) a person is required under this Division or directed by a notice given under Section 87, to execute any work; and

(b) that person fails or neglects to comply with the requirement,

the Council may execute the work and may recover from that person the cost of executing the work, in addition to any penalty for which that person may be liable under these Local Laws.

(2) The costs and expenses incurred by the Council in the execution of a power under sub-section (1) may be recovered in a court of competent jurisdiction from the person referred to in sub-section (1).

(3) The Council shall not be liable to pay compensation or damages of any kind to the person referred to in sub-section (1) in relation to any action taken by the Council under this Section.

Division 2 - Mosquitoes

Interpretation

91. In this Division, unless the context otherwise requires -

"mosquitoes" means any of the two-winged insects constituting the family *Diptera Culicidae* commonly known as mosquitoes.

Premises to be kept free of Mosquito Breeding Matter

92. An owner or occupier of premises shall keep the premises free of -

(a) refuse; and

(b) water that is,

liable to become the breeding place of mosquitoes.

Measures to be taken by an Owner or Occupier

93. An owner or occupier of premises -

(a) where there is a fountain, pool, pond or excavation of any kind which contains water suitable for the breeding of mosquitoes, shall keep the water -

(i) stocked with mosquito destroying fish; or

(ii) covered with a film of petroleum oil or treated with other approved larvicide as directed by an Environmental Health Officer; and

(b) where there is a water tank, well, cistern, vat or barrel, shall -

(i) keep it protected with a mosquito-proof cover; and

(ii) screen all openings, other than the delivery exit, with wire mesh having openings no larger than 1.2 millimetres.

Measures to be taken by Occupier

94. An occupier of premises where water is kept in a horse trough, poultry drinking vessel or other receptacle shall -

(a) frequently change the water; and

(b) keep the water clean and free from vegetable matter and slime.

Removal of Undergrowth or Vegetation

95. (1) Where it appears to the Manager Urban Environment and Control that there is, on any premises, undergrowth or vegetation likely to harbour mosquitoes, he or she may direct, orally or in writing, the owner or occupier of the premises to cut down and remove within a specified time the undergrowth or vegetation.

(2) An owner or occupier of premises shall comply with a direction from, and within the time allowed by, the Manager Urban Environment and Control under this Section.

Filling in Excavations etc.

96. Unless written permission to the contrary is obtained from the Council, a person who cuts turf or removes soil or other material from any land shall forthwith ensure that each excavation is filled in with clean, sound, inert material and made level with the surrounding surface.

Drains, Channels and Septic Tanks

97. An owner or occupier of land shall -

(a) cause all drains and channels in or on the land to be kept in good order and free from obstruction; and

(b) where a septic tank is installed on the land -

(i) when directed by an Environmental Health Officer, apply a residual insecticide according to the directions on the container, or such other residual insecticide as may be approved by the Manager Urban Environment and Control, into the septic tank system;

(ii) provide, and keep in sound condition at all times, wire mesh having openings no larger than 1.2 millimetres covering any inlet vent to the tank.

Drainage of Land

98. An owner or occupier of land upon which there is water liable to become a breeding place for mosquitoes shall, when required by the Council, effectively drain the land and, for that purpose, shall -

(a) make or provide drains on the land;

(b) remove all irregularities in the surface of the land;

(c) if necessary, adjust the surface of the land or raise the level of the surface in such a manner that -

(i) the water on the land may flow into the drains without obstruction; and

(ii) no water shall remain on any portion of the land other than the drains; and

(d) keep all drains in good order and free from obstruction.

Officer may give Notice directing measures to be Taken

99. Where in the opinion of an Environmental Health Officer mosquitoes are breeding on any premises, the Officer may give to the owner or occupier of the premises a notice in writing directing him or her to take, within the time specified in the notice, such measures as in the opinion of the Officer are necessary to-

(a) control the prevalence;

(b) effect the eradication; or

(c) effectively prevent the breeding,

of mosquitoes.

Council may Execute Work and Recover Costs

100. (1) Where-

(a) a person is required under this division or directed by a notice given under Section 99, to execute any work; and

(b) that person fails or neglects to comply with the requirement;

the Council may execute the work and recover from that person the cost of executing the work, in addition to any penalty for which that person may be liable under these Local Laws.

(2) The costs and expenses incurred by the Council in the execution of a power under sub-section (1) may be recovered in a court of competent jurisdiction from the person referred to in sub-section (1).

(3) The Council shall not be liable to pay compensation or damages of any kind to the person referred to in sub-section (1) in relation to any action taken by the Council under this Section.

Division 3 - Rodents

Interpretation

101. In this Division, unless the context otherwise requires -

"rodents" means those animals belonging to the order *Rodentia* and includes rats and mice but does not include animals (other than rats) kept as pets in an enclosure designed for the purpose of keeping as pets animals of that kind.

Measures to be taken to eradicate Rodents

102. (1) An owner or occupier of premises shall at all times take effective measures to eradicate any rodents in or on the premises.

(2) Without limiting the generality of sub-section (1), an owner or occupier of premises, whenever there are indications of the presence of rodents in, on or about the premises, and while such indications continue, shall -

(a) take effective measures to keep the premises free from rodents including -

(i) protecting food stuffs;

(ii) using a rodenticide bait or properly baited traps; and

(iii) preventing rodents having access to water on the premises;

(b) inspect daily each rodenticide bait or trap used and, whenever a rodent is found, shall -

(i) if it is not already dead, kill it immediately; and

(ii) dispose of the carcass in such a manner as will not create a nuisance; and

(c) take whatever measures for the eradication of rodents as an Environmental Health Officer may from time to time direct.

Waste food etc. to be kept in rodent proof Receptacles

103. A person shall not place or cause to be placed in or on any premises, and an owner or occupier of premises shall not permit to remain in or on the premises -

(a) any waste food, refuse, or other waste matter which might attract rodents to the premises or which might afford harbourage for rodents; or

(b) any food intended for birds or other animals,

unless it is contained in a rodent proof receptacle or a compartment which is kept effectively protected against access by rodents.

Restrictions on materials affording harbourage for Rodents

104. (1) An owner or occupier of premises shall cause -

(a) any part of the premises; or

(b) any material, sewer, pipe or other thing in or on the premises, that might afford access or harbourage to rodents to be altered, repaired, protected, removed or otherwise dealt with so as to prevent it being used as access for, or harbourage of, rodents.

(2) An Environmental Health Officer may direct, orally or in writing, an owner or occupier of premises to take whatever action that, in the opinion of the Officer, is necessary or desirable to prevent or deter the presence of rodents in or on the premises.

(3) An owner or occupier shall within the time specified comply with any direction given by an Environmental Health Officer under this Section.

Food Premises etc. to be cleaned after Use

105. An owner or occupier of a food premises, theatre or place of entertainment, whether indoor or outdoor, shall cause the premises to be cleaned immediately after the last occasion on which the premises have been used on that day or, if the use extends after midnight, then immediately after that use.

Restrictions on the Sale or Keeping of Rats

106. (1) Subject to sub-section (2) an owner or occupier of premises shall not, on or from those premises -

(a) keep or permit to be kept a rat; or

(b) sell or offer for sale or permit to be sold or offered for sale a rat.

(2) Sub-section (1) shall not prevent the keeping of rats for the purpose of scientific or medical research on premises owned or occupied by -

(a) a university or school;

(b) a person approved by the Council; or

(c) a public hospital or a private hospital within the meaning of those expressions in the *Hospitals and Health Services Act 1927*.

(3) A person or body specified in sub-section (2) which keeps rats for the purpose of scientific or medical research shall -

(a) at all times ensure that all live rats are kept in the effective control of a person or in locked cages; and

(b) if a rat escapes, forthwith comply with the requirements of Section 102 and ensure that all reasonable steps are taken to destroy the rat.

Division 4 - Cockroaches

Interpretation

107. In this Division, unless the context otherwise requires -

"cockroach" means any of the various orthopterous insects commonly known as cockroaches -

Measures to be taken to eradicate Cockroaches

108. (1) An owner or occupier of premises shall take effective measures to eradicate any cockroaches in or on the premises.

(2) Without limiting the generality of sub-section (1), an owner or occupier of premises, whenever there are any indications of the presence of cockroaches in, on or about the premises, and while such indications continue, shall take effective measures to keep the premises free from cockroaches including -

(a) washing and storing, immediately after use, cooking and eating utensils;

(b) wrapping and depositing in a rubbish receptacle without delay all food scraps, uneaten pet food and garbage;

(c) properly treating the premises with an insecticide, taking care not to harm the safety of humans and pets or to contaminate food or cooking or eating utensils; and

(d) whenever required by an Environmental Health Officer, treating any area with baits or other methods to eradicate cockroaches.

Division 5 - Argentine Ants

Interpretation

109. In this Division, unless the context otherwise requires -

"Argentine Ant" means an ant belonging to the species *Irdomyrmex humilis*.

Measures to be taken to keep premises free from Argentine Ants

110. An owner or occupier of premises shall ensure that the premises are kept free from Argentine Ant colonies and shall-

(a) immediately notify the Council of any ant nest located on the premises suspected to be an Argentine Ant nest;

(b) take all steps to locate any nests if Argentine Ants are noticed in, on or about the premises;

(c) properly treat all nests of Argentine Ants with an approved residual based insecticide; and

(d) whenever required by an Environmental Health Officer -

(i) treat any area or infestation with an insecticide referred to in paragraph (c); and

(ii) remove any objects, including timber, firewood, compost or pot plants in accordance with a direction from an Environmental Health Officer.

Division 6 - European Wasps

Interpretation

111. In this Division, unless the context otherwise requires -

"European Wasp" means a wasp *Vespula germanica*.

Measures to be taken to keep premises free from European Wasp Nests

112. An owner or occupier of premises shall ensure that the premises are kept free from European Wasp nests and shall -

(a) immediately notify the Council of any wasp nest in, on or about the premises that is suspected to be a European Wasp nest;

(b) follow any direction of an Environmental Health Officer for the purpose of destroying the wasps and nest; and

(c) assist an Environmental Health Officer, or his or her representative, to trace any nest that may be present in, on or about the premises.

Division 7 - Bee Keeping

Interpretation

113. In this Division, unless the context otherwise requires -

"bees" means an insect belonging to any of the various hymenopterous insects of the super family Apoidea and commonly known as a bee;

Restrictions on keeping of Bees in Hives

114. A person shall not keep or permit the keeping of bees anywhere within the City of Fremantle unless approval to do so has been given by the Council.

(1) The Council may direct any person to remove any bees or approved beehives which in the opinion of the Manager Urban Environment and Control are causing a nuisance.

(2) A person shall comply with a direction within the time specified.

Division 8 - Arthropod Vectors of Disease

Interpretation

115. In this Division, unless the context otherwise requires -

"arthropod vectors of disease" includes -

(a) fleas (*Siphonaptera*);

(b) bedbugs (*Cimex lectularius*);

(c) crab lice (*Phthirius pubis*);

(d) body lice *(Pediculus humanus var. corporis*);

(e) head lice (*Pediculus humanus var. capitis*); and

(f) any other insect prescribed by the Council.

Responsibility of the Owner or Occupier

116. The owner or occupier of premises shall -

(a) keep the premises and any person residing in or on the premises free from any arthropod vectors of disease; and

(b) comply with the direction of an Environmental Health Officer to treat the premises, or anything on the premises, for the purpose of destroying any arthropod vectors of disease.

PART 7 - INFECTIOUS DISEASES

Division 1 - General Provisions

Requirements on owner or occupier to clean, disinfect and disinfest

117. (1) The Council or the Manager Urban Environment and Control may, by notice in writing, direct an owner or occupier of premises, within the time and in the manner specified in the notice, to clean, disinfect and disinfest -

(a) the premises; or

(b) such things in or on the premises as are specified in the notice,

or both, to the satisfaction of an Environmental Health Officer.

(2) An owner or occupier shall comply with a notice given under sub-section (1).

Environmental Health Officer may disinfect or disinfest premises

118. (1) Where the Council or the Medical Officer is satisfied that any case of infectious disease has occurred on any premises, the Council or the Medical Officer may direct an Environmental Health Officer, other Council officer or other person to disinfect and disinfest the premises or any part of the premises and anything in or on the premises.

(2) An owner or occupier of premises shall permit, and provide access to enable, an Environmental Health Officer, other Council officer or other person to carry out the direction given under sub-section (1).

(3) The Council may recover, in a court of competent jurisdiction, the cost of carrying out the work under this Section from the owner or occupier of the premises in or on which the work was carried out.

(4) The Council shall not be liable to pay compensation or damages of any kind to the owner or occupier of premises in relation to any action taken by the Council or any of its staff or employees under this Section.

Insanitary houses, premises and things

119. (1) An owner or occupier of any house or premises shall maintain the house or premises free from any insanitary condition or thing.

(2) Where the Council considers that a house is insanitary, it may, by notice in writing, direct an owner of the house, within the time and in the manner specified in the notice, to destroy or amend the house.

(3) Where an Environmental Health Officer considers that-

(a) a house or premises is not being maintained in a sanitary condition; or

(b) any thing is insanitary,

the officer may, by notice in writing, direct, as the case may be -

(i) the owner or occupier of the house or premises to amend any insanitary condition; or

(ii) the owner or occupier of the thing to destroy or amend it,

within the time and in the manner specified in the notice.

(4) A person to whom a notice has been given under sub-sections (2) or (3) shall comply with the terms of the notice.

Medical Officer may Examine Persons

120. The medical officer may enter any house and examine bacteriologically or otherwise any inmate of the house, or any person found thereon at the time, for the purpose of ascertaining whether the inmate or person is suffering from an infectious disease or is a medium for the transmission of an infectious disease, and the person shall submit to an examination and shall permit the medical officer to remove whatever specimens are considered necessary for proper examination.

Medical Officer may authorise disinfecting

121. (1) Where the Medical Officer believes that a person is or may be infected by an infectious disease, the Officer may direct the person to have his or her body, clothing and effects disinfected at a place and in a manner directed by the Medical Officer.

(2) A person shall comply with any direction of the Medical Officer under this Section.

Persons in contact with an infectious disease sufferer

122. If a person in any house is, or is suspected of, suffering from an infectious disease, any occupant of the house or any person who enters or leaves the house -

(a) shall obey such instructions or directions as the Council or the Medical Officer may issue;

(b) may be removed, at the direction of the Council or the Medical Officer to isolation in an appropriate place to prevent or minimise the risk of the infection spreading and if so removed, shall remain in that place until the Medical Officer otherwise directs.

Declaration of infected house or premises

123. (1) To prevent or check the spread of infectious disease, the Council or the Medical Officer may from time to time declare any house or premises to be infected.

(2) A person shall not enter or leave any house or premises declared to be infected without the written consent of the Medical Officer or the Manager Urban Environment and Control.

Destruction of infected animals

124. (1) The Manager Urban Environment and Control, upon being satisfied that an animal is or may be infected or is liable to be infected or to convey infection may, by notice in writing, direct that the animal be examined by a registered veterinary officer and all steps taken to enable the condition to be controlled or eradicated or the animal destroyed and disposed of -

(a) in the manner and within the time specified in the notice; and

(b) by the person in whose possession, or upon whose premises, the animal is located.

(2) A person who has in his or her possession or upon premises occupied by him or her, an animal which is the subject of a notice under sub-section (1) shall comply with the terms of the notice.

Disposal of a body

125. (1) An occupier of premises in or on which is located the body of a person who has died of an infectious disease shall, subject to sub-section (2), cause the body to be buried or disposed of in such manner, within such time and with such precautions as may be directed by the Medical Officer.

(2) A body shall not be removed from premises where death occurred except to a cemetery or morgue.

Council may carry out work and recover costs

126. (1) Where -

(a) a person is required under this Division or by a notice given under this Division, to carry out any work; and

(b) that person fails or neglects to comply with the requirement,

that person commits an offence and the Council may carry out the work or arrange for the work to be carried out by another.

(2) The costs and expenses incurred by the Council in the execution of a power under this Section may be recovered in a court of competent jurisdiction from the person referred to in sub-section (1)(a).

(3) The Council shall not be liable to pay compensation or damages of any kind to the person referred to in sub-section (1)(a) in relation to any action taken by the Council under this Section.

Division 2 - Disposal of used condoms and needles

Disposal of used condoms

127. (1) An occupier of premises on or from which used condoms are produced shall ensure that the condoms are -

(a) placed in a sealed impervious container and disposed of in a sanitary manner; or

(b) disposed of in such a manner as may be directed by the Manager Urban Environment and Control.

(2) A person shall not dispose of a used condom in a public place except in accordance with sub-section (1).

Disposal of used needles

128. A person shall not dispose of a used hypodermic syringe or needle in a public place unless it is placed in an impenetrable, leak-proof container and deposited in a refuse receptacle.

Division 3 - Skin Penetration

Interpretation

129. In this Division, unless the context otherwise requires -

"Code of Practice for Skin Penetration Procedures" means the Code of Practice for Skin Penetration Procedures as published by the Health Department of Western Australia;

"instrument" means any appliance, implement, needle or tool which may come into contact with the area of skin on which a tattooing procedure is being or is to be carried out; and

"tattooing establishment" means premises within which a procedure involving skin penetration by tattooing is or is intended to be carried on.

Health (Skin Penetration) Regulations 1987

130. A person shall not carry on the business of, or any process or procedure involved in the business of, a tattooing establishment other than in accordance with the *Health (Skin Penetration) Regulations 1987* and the Code of Practice for Skin Penetration Procedures.

PART 8 - LODGING HOUSES

Division 1 - Registration

Interpretation

131. (1) In this Part, unless the context otherwise requires -

"bed" means a single sleeping berth only. A double bed provided for the use of couples, shall have the same floor space requirements as two single beds;

"bunk" means a sleeping berth comprising one of two arranged vertically;

"dormitory" means a building or room utilised for sleeping purposes at a short term hostel or recreational campsite;

"keeper" means a person whose name appears on the register of keepers, in respect of a lodging house, as the keeper of that lodging house;

"lodger" means a person who obtains, for hire or reward, board or lodging in a lodging house;

"lodging house" means any, or any part of any building or structure, permanent or otherwise, in which provision is made for lodging or boarding more than 6 persons, exclusive of the family of the keeper or manager, for hire or reward; and the term includes a serviced apartment, a short term hostel or a recreational campsite, but does not include -

(a) premises licenced under a publican's general licence, limited hotel licence, or wayside-house licence, granted under the *Licensing Act 1911*;

(b) premises used as a boarding school approved under the *Education Act 1928*; or

(c) any building comprising residential flats;

"manager" means a person duly appointed by the keeper in accordance with this Division to reside in, and have the care and management of, a lodging house;

"recreational campsite" means a lodging-house -
(a) situated on a campsite principally used for -
(i) recreational, sporting, religious, ethnic or educational pursuits; or
(ii) conferences or conventions;
and
(b) where the period of occupancy of any lodger is not more than 14 consecutive days,

and includes youth camps, youth education camps, church camps and riding schools;

"register of lodgers" means the register kept in accordance with Section 157 of the Act and this Part;

"resident" means a person, other than a lodger, who resides in a lodging house;

"serviced apartment" means a lodging house in which each sleeping apartment, or group of sleeping apartments in common occupancy, is provided with its own sanitary conveniences and may have its own cooking facilities;

"short term hostel" means a lodging house where the period of occupancy of any lodger is not more than 14 consecutive days and shall include youth hostels and backpacker hostels; and

"vector of disease" means an arthropod or rodent that transmits, by biological or mechanical means, an infectious agent from a source or reservoir to a person, and includes fleas, bedbugs, crab lice, body lice and head lice.

(2) Where in this Part an act is required to be done or forbidden to be done in relation to any lodging house, the keeper of the lodging house has, unless the contrary intention appears, the duty of causing to be done the act so required to be done, or of preventing from being done the act so forbidden to be done, as the case may be.

Lodging House not to be kept unless registered

132. A person shall not keep or cause, suffer or permit to be kept a lodging house unless -

(a) the lodging house is constructed in accordance with the requirements of this Part;

(b) the lodging house is registered by the Council under Section 134;

(c) the name of the person keeping or proposing to keep the lodging house is entered in the register of keepers; and

(d) either -

(i) the keeper; or

(ii) a manager who, with the written approval of the Chief Executive Officer, has been appointed by the keeper to have the care and management of the lodging house, resides or intends to reside continuously in the lodging house whenever there is one or more lodgers in the lodging house.

Application for registration

133. An application for registration of a lodging house shall be -

(a) in the form prescribed in Schedule 3;

(b) duly completed and signed by the proposed keeper; and

(c) accompanied by -

(i) the fee prescribed in Schedule 14; and

(ii) detailed plans and specifications of the lodging house.

Approval of application

134. The Council may approve, with or without conditions, an application under Section 133 by issuing to the applicant a certificate in the form of Schedule 4.

Renewal of registration

135. A person who keeps a lodging house which is registered under this Part shall -

(a) during the month of June in each year apply to the Council for the renewal of the registration of the lodging house; and

(b) pay the fee prescribed in Schedule 14 at the time of making each application for renewal.

Notification upon sale or transfer

136. If the owner of a lodging house sells or transfers or agrees to sell or transfer the lodging house to another person, he or she shall, within 14 days of the date of sale, transfer or agreement, give to the Chief Executive Officer, in the form of Schedule 5 written notice of the full name, address and occupation of the person to whom the lodging house has been, or is to be, sold or transferred.

Revocation of registration

137. (1) Subject to sub-section (3), the Council may, at any time, revoke the registration of a lodging house for any reason which, in the opinion of the Council, justifies the revocation.

(2) Without limiting the generality of sub-section (1), the Council may revoke a registration upon any one or more of the following grounds -

(a) that the lodging house has not, to the satisfaction of Council, been kept free from vectors of disease or in a clean, wholesome and sanitary condition;

(b) that the keeper has -

(i) been convicted of an offence against these Local Laws in respect of the lodging house;

(ii) not complied with a requirement of this Part; or

(iii) not complied with a condition of registration.

(c) that the Council, having regard to a report from the Police Service, is satisfied that the keeper or manager is not a fit and proper person; and

(d) that, by reason of alterations or additions or neglect to repair and renovate, the condition of the lodging house is such as to render it, in the opinion of the Manager Urban Environment and Control, unfit to remain registered.

(3) Before revoking the registration of a lodging house under this Section, the Council shall give notice to the keeper requiring him or her, within a time specified in the notice, to show cause why the registration should not be revoked.

(4) Whenever the Council revokes the registration of a lodging house, it shall give the keeper notice of the revocation and the registration shall be revoked as from the date on which the notice is served on the keeper.

Division 2 - Construction and Use Requirements

General Construction Requirements

138. The general construction requirements of a lodging house shall comply with the Building Code.

Sanitary conveniences

139. (1) A keeper shall maintain in good working order and condition and in convenient positions on the premises-

(a) toilets; and

(b) bathrooms, each fitted with a shower or bath and wash basin,

in accordance with the requirements of the Building Code.

(2) A bathroom or toilet which is used as a private bathroom or toilet to the exclusion of other lodgers or residents shall not be counted for the purposes of sub-section (1).

(3) Each bath or shower and hand wash basin shall be provided with an adequate supply of hot and cold water.

(4) The walls of each shower and bath shall be of an impervious material to a minimum height of 1.8 metres above the floor level.

(5) Each toilet and bathroom shall -

(a) be so situated, separated and screened as to ensure privacy;

(b) be apportioned to each gender;

(c) have a distinct sign displayed in a prominent position denoting the gender for which the toilet or bathroom is provided; and

(d) be provided with adequate electric lighting.

(6) Paragraphs (b) and (c) of subsection (5) do not apply to a serviced apartment.

Laundry

140. (1) A keeper shall -

(a) subject to sub-section (2) -

(i) in the case of a recreational campsite, provide on the premises a laundry consisting of at least one 45 litre stainless steel trough;

and

(ii) in any other case, provide on the premises a laundry unit for each 15 lodgers;

(b) at all times maintain each laundry in a proper sanitary condition and in good repair;

(c) provide an adequate supply of hot and cold water to each wash trough, sink, copper and washing machine; and

(d) ensure that the floor area of each laundry is properly surfaced with an even fall to a floor waste.

(2) The Manager Urban Environment and Control may approve the provision of a reduced number of laundry units if suitable equipment of a commercial type is installed.

(3) In this section -
"laundry unit" means a group of facilities consisting of -

(a) a washing machine with a capacity of not less than 4 kilograms of dry clothing;

(b) one wash trough of not less than 36 litres capacity, connected to both hot and cold water; and

(c) either an electric clothes drying cabinet or not less than 30 metres of clothes line,

and for which a hot water system is provided that -

(d) is capable of delivering 136 litres of water per hour at a temperature of at least 75°C for each washing machine provided with the communal facilities; and

(e) has a delivery rate of not less than 18 litres per minute to each washing machine.

Kitchen

141. The keeper of a lodging house shall provide in that lodging house a kitchen which -

(a) has a minimum floor area of -

(i) 0.65 square metres per person, where lodgers prepare their own meals;

(ii) 0.35 square metres per person, where meals are provided by the keeper or manager; or

(iii) 1 square metre per person, where the kitchen and dining area are combined

but in any case not less than 16 square metres;

(b) has adequate -

(i) food storage facilities and cupboards to prevent contamination of food, or cooking or eating utensils, by dirt, dust, flies or vectors of disease of any kind; and

(ii) refrigerator space for storage of perishable goods;

(c) complies with the requirements of the *Health (Food Hygiene) Regulations 1993*;

(d) has a wash hand basin and a double bowl sink, each provided with an adequate supply of hot and cold water.

Cooking Facilities

142. (1) The keeper of a lodging house where lodgers prepare their own meals shall provide a kitchen with electrical, gas, microwave or other stoves and ovens approved by the Manager Urban Environment and Control in accordance with the following table -

NO. OF LODGERS	OVENS	4 BURNER STOVES
1 - 15	1	1
16 - 30	1	2
31 - 45	2	3
46 - 60	2	4
Over 60	2	4+1 for each additional 15 lodgers (or part thereof) over 60

(2) The keeper of a lodging house where meals are provided by the keeper or manager shall provide a kitchen with cooking appliances of a number and type approved by the Manager Urban Environment and Control.

Dining Room

143. The keeper of a lodging house shall provide in that lodging house a dining room -

(a) located in close proximity to, or combined with, the kitchen;

(b) the floor area of which shall be 0.5 square metres per person or not less than 10 square metres whichever is the greater; and

(c) which shall be -

(i) adequately furnished to accommodate, at any one time, half of the number of lodgers; and

(ii) provided with a suitable floor covering.

Lounge Room

144. The keeper of a lodging house shall provide in that lodging house a lounge room -

(a) with a floor area of -

(i) where the lounge is not combined with the dining room - not less than 0.6 square metres per person; or

(ii) where the lounge room is combined with a dining room - not less than 1.2 square metres per person,

but in either case having a minimum of 13 square metres; and

(b) which shall be -

(i) adequately furnished to accommodate, at any one time, half of the number of lodgers; and

(ii) provided with a suitable floor covering.

Fire prevention and control

145. A keeper shall -

(a) in each passage in the lodging house provide an emergency light -

(i) in such a position and of such a pattern, as approved by the Manager Urban Environment and Control; and

(ii) which shall be kept separate from the general lighting system and kept illuminated during the hours of darkness;

(b) provide an approved fire blanket positioned within 2 metres of the cooking area in each kitchen;

(c) ensure that each exit sign and fire fighting appliance is clearly visible, accessible and maintained in good working order at all times;

(d) provide fire-extinguishing appliances of the number and pattern, and situated in such a position as the Council may direct;

(e) ensure all buildings are fitted with fire protection equipment in accordance with the Building Code of Australia; and

(f) ensure all fire fighting equipment and fire detection and alarm systems are adequately maintained at all times in such a condition as will enable their proper performance.

Obstruction of passages and stairways

146. A keeper shall not cause, suffer or permit furniture, fittings or other things to be placed either temporarily or permanently in or on -

(a) a stairway, stair landing, fire-escape, window or common passageway; or

(b) part of the lodging house in common use or intended or adapted for common use,

in such a manner as to form an obstruction to the free passage of lodgers, residents or persons in or occupying the lodging house.

Fitting of locks

147. A person shall not fit, or cause or permit to be fitted, to an exit door a lock or other device which prevents the door being opened from within a lodging house.

Restriction on use of rooms for sleeping

148. (1) Subject to sub-section (3) and Section 162, a keeper shall not use or permit to be used as a sleeping apartment a room in a lodging house -

(a) which contains food;

(b) which contains or is fitted with a cooking appliance or kitchen sink;

(c) which is used as a kitchen, laundry, scullery, store room, dining room, general sitting room or lounge room or for the preparation or storage of food;

(d) which is not reasonably accessible without passing through a sleeping or other room in the private occupation of another person;

(e) which, except in the case of a short term hostel or a recreational campsite, contains less than 5.5 square metres of clear space for each lodger occupying the room;

(f) which is naturally illuminated by windows having a ratio of less than 0.1 square metre of unobstructed glass to every 1.0 square metre of floor area;

(g) which is ventilated at a ratio of less than 0.5 square metre of unobstructed ventilating area to every 10 square metres of floor area;

(h) in which the lighting or ventilation referred to in paragraphs (f) and (g) is obstructed or is not in good and efficient order;

(i) which is not free from internal dampness;

(j) of which any part of the floor is below the level of the adjoining ground; or

(k) the floor of which is not fitted with an approved carpet or vinyl floor covering or other floor treatment approved by the Manager Urban Environment and Control.

(2) For the purposes of this Section, two children under the age of 10 years shall be counted as one lodger.

(3) Paragraphs (a), (b) and (c) of sub-section (1) shall not apply to a serviced apartment.

Sleeping Accommodation - Short Term Hostels and Recreational Campsites

149. (1) A keeper of a short term hostel or recreational campsite shall provide clear floor space of not less than

(a) 4 square metres per person in each dormitory utilising beds; or

(b) 2.5 square metres per person in dormitories utilising bunks.

(2) The calculation of floor space in sub-section (1) above shall exclude the area occupied by any large items of furniture, such as wardrobes, but may include the area occupied by beds.

(3) The minimum height of any ceiling in a short term hostel or recreational campsite shall be 2.4 metres in any dormitory utilising beds and 2.7 metres in any dormitory utilising bunks.

(4) The minimum floor area requirements in sub-section (1) will only apply if there is ventilation, separation distances, fire egress and other safety requirements in accordance with the Building Code.

(5) The keeper of a short term hostel or recreational campsite shall provide:-

(a) Either:

(i) fixed outlet ventilation at a ratio of 0.15 square metres to each 10 square metres of floor area of the dormitories. Dormitories shall be provided with direct ventilation to the open air from a point within 230 millimetres of the ceiling level through a fixed open window or vents, carried as direct to the open air as is practicable; or

(ii) mechanical ventilation in lieu of fixed ventilation, subject to the Council's approval.

(b) beds with a minimum size of -

(i) in short term hostels - 800 millimetres x 1.9 metres;

(ii) in recreational campsites - 750 millimetres x 1.85 metres.

(c) storage space for personal effects, including backpacks, so that cleaning operations are not hindered and access spaces are not obstructed.

(6) The keeper of any short term hostel or recreational campsite shall:

(a) ensure that at all times a minimum distance of 750 millimetres between beds and a minimum distance of 900 millimetres between bunks is maintained;

(b) where bed or bunk heads are placed against the wall on either side of a dormitory, ensure there is a passageway of at least 1.35 metres between each row of beds and a passageway of at least 2 metres between each row of bunks. The passageway shall be kept clear of obstruction at all times;

(c) ensure all doors, windows and ventilators are kept free of obstruction.

(7) The keeper shall ensure that:

(a) materials used in dormitory areas comply with AS 1530.2 - 1993 and AS 1530.3 - 1989 as follows:-

drapes, curtains, blinds and bed covers - a maximum Flammability Index of 6;

upholstery and bedding - a maximum Spread of Flame Index of 6; and

- a maximum Smoke Developed Index of 5;

floor coverings - a maximum Spread of Flame Index of 7; and

- a maximum Smoke Developed Index of 5;

Fire retardant coatings used to make a material comply with these indices must be -

(i) certified by the manufacturer as approved for use with the fabric to achieve the required indices;

(ii) certified by the manufacturer to retain its fire retardancy effect after a minimum of 5 commercial dry cleaning or laundering operations carried out in accordance with AS 2001.5.4-1987, Procedure 7A, using ECE reference detergent; and

(iii) certified by the applicator as having been carried out in accordance with the manufacturer's specification,

(b) emergency lighting is provided in accordance with the Building Code;

(c) no person shall smoke in any dormitory, kitchen, or dining room, within a short term hostel or recreational campsite. The keeper may permit smoking in a meeting or assembly hall area, within a short term hostel or recreational campsite;

(d) all mattresses are fitted with a mattress protector.

Furnishing etc. of sleeping apartments

150. (1) A keeper shall -

(a) furnish each sleeping apartment with a sufficient number of beds and sufficient bedding of good quality;

(b) ensure that each bed -

(i) has a bed head, mattress and pillow; and

(ii) is provided with a pillow case, mattress cover, two sheets, a blanket or rug and, from the 1st day of May to the 30th day of September, not less than one additional blanket or rug; and

(c) furnish each bedroom so that there are adequate storage facilities for belongings within the room.

(2) A keeper shall not cause, suffer or permit any tiered beds or bunks to be used in a sleeping apartment other than in a lodging house used exclusively as a short term hostel or recreational campsite.

Ventilation

151. (1) If, in the opinion of an Environmental Health Officer, a kitchen, bathroom, toilet, laundry or habitable room is not adequately or properly ventilated, he or she may direct the keeper to provide a different or additional method of ventilation.

(2) The keeper shall comply with any direction given under sub-section (1) within such time as directed.

Numbers to be placed on Doors

152. (1) A keeper shall place or cause to be placed on the outside of the doors of all rooms available to lodgers in the lodging house, serial numbers so that -

(a) the number "1" is placed on the outside of the door of the room nearest to the front or main entry door of the lodging house; and

(b) the numbers continue in sequence throughout each floor (if there is more than one) of the lodging house.

(2) The numbers to be placed on the doors under sub-section (1) shall be -

(a) not less than 40 millimetres in height;

(b) 1.5 metres from the floor; and

(c) permanently fixed either by being painted on the doors or shown by other legible means.

Division 3 - Management and Care

Keeper or manager to reside in the lodging house

153. Whenever there is one or more lodgers in a lodging house, a keeper or manager shall -

(a) reside continuously in the lodging house; and

(b) not be absent from the lodging house unless he or she arranges for a reputable person to have the care and management of the lodging house.

Register of lodgers

154. (1) A keeper shall keep a register of lodgers in the form of Schedule 6.

(2) The register of lodgers shall be -

(a) kept in the lodging house; and

(b) open to inspection at any time on demand by any member of the Police Service or by an Environmental Health Officer.

Keeper report

155. A keeper shall, whenever required by the Council, report to the Council, in the form of Schedule 7, the name of each lodger who lodged in the lodging house during the preceding day or night.

Certificate in respect of sleeping accommodation

156. (1) An Environmental Health Officer may issue to a keeper a certificate, in respect of each room, which shall be in the form of Schedule 8.

(2) The certificate issued under sub-section (1) shall specify the maximum number of persons who shall be permitted to occupy each room as a sleeping apartment at any one time.

(3) When required by an Environmental Health Officer, a keeper shall exhibit the certificate issued under this Section in a conspicuous place.

(4) A person shall not cause, suffer or permit a greater number of persons than is specified on a certificate issued under this Section to occupy the room to which it refers.

Duplicate keys and inspection

157. Each keeper and manager of a lodging house shall -

(a) retain possession of a duplicate key to the door of each room; and

(b) when required by an Environmental Health Officer, open the door of any room for the purposes of inspection by the Officer.

Room occupancy

158. (1) A keeper shall not -

(a) cause, suffer or permit more than the maximum number of persons permitted by the Certificate of Registration of the lodging house to be lodged at any one time in the lodging house;

(b) cause, suffer or permit to be placed or kept in any sleeping apartments -

(i) a larger number of beds; or

(ii) a larger quantity of bedding,

than is required to accommodate and provide for the maximum number of persons permitted to occupy the sleeping apartment at any one time; and

(c) use or cause, suffer or permit to be used for sleeping purposes a room that -

(i) has not been certified for that purpose; and

(ii) the Council or the Medical Officer has forbidden to be used as a sleeping apartment.

(2) For the purpose of this Section, two children under 10 years of age shall be counted as one lodger.

Maintenance of a room by a lodger or resident

159. (1) A keeper may permit, or contract with, a lodger or resident to service, clean or maintain the room or rooms occupied by the lodger or resident.

(2) Where permission is given or a contract entered into under sub-section (1), the keeper shall -

(a) inspect each room the subject of the permission or agreement at least once a week; and

(b) ensure that each room is being maintained in a clean and sanitary condition.

(3) A lodger or resident who contracts with a keeper to service, clean or maintain a room occupied by him or her, shall maintain the room in a clean and sanitary condition.

Cleaning and maintenance requirements

160. (1) In this Section -

"bed linen" includes sheets, pillow cases and in the case of a short term hostel or a recreational campsite, mattress protectors.

(2) A keeper of a lodging house shall -

(a) maintain in a clean, sound and undamaged condition-

(i) the floor, walls, ceilings, woodwork and painted surfaces;

(ii) the floor coverings and window treatments; and

(iii) the toilet seats;

(b) maintain in a clean condition and in good working order -

(i) all fixtures and fittings; and

(ii) windows, doors and door furniture;

(c) ensure that the internal walls of each bathroom and toilet are painted so as to maintain a smooth impervious washable surface;

(d) whenever there is one or more lodgers in a lodging house ensure that the laundry floor is cleaned daily;

(e) ensure that -

(i) all bed linen, towels, and house linen in use is washed at least once a week;

(ii) within a reasonable time of a bed having been vacated by a lodger or resident, the bed linen is removed and washed;

(iii) a person does not occupy a bed which has been used by another person unless the bed has been provided with clean bed linen;

(iv) all beds, bedsteads, blankets, rugs, covers, bed linen, towels and house linen are kept clean, in good repair and free from vectors of disease;

(v) when any vectors of disease are found in a bed, furniture, room or sleeping apartment, immediate effective action is taken to eradicate the vectors of disease; and

(vi) a room which is not free from vectors of disease is not used as a sleeping apartment;

(f) when so directed by the Manager Urban Environment and Control, ensure that -

(i) a room, together with its contents, and any other part of the lodging house, is cleaned and disinfected; and

(ii) a bed or other article of furniture is removed from the lodging house and properly disposed of;

(g) ensure that the yard is kept clean at all times;

(h) provide all bedrooms, passages, common areas, toilets, bathrooms and laundries with adequate lighting; and

(i) comply with any direction, whether orally or in writing, given by the Manager Urban Environment and Control or an Environmental Health Officer.

Responsibilities of lodgers and residents

161. A lodger or resident shall not -

(a) use any room available to lodgers -

(i) as a shop, store or factory; or

(ii) for manufacturing or trading services;

(b) keep or store in or on the lodging house any goods or materials which are inflammable, obnoxious or offensive;

(c) use a bath or wash hand basin other than for ablutionary purposes;

(d) use a bathroom facility or fitting for laundry purposes;

(e) use a sink installed in a kitchen or scullery for any purpose other than the washing and cleaning of cooking and eating utensils, other kitchenware and culinary purposes;

(f) deposit rubbish or waste food other than into a proper rubbish receptacle;

(g) in a kitchen or other place where food is kept -

(i) wash or permit the washing of clothing or bedding; or

(ii) keep or permit to be kept any soiled clothing or bedding;

(h) subject to Section 163 -

(i) keep, store, prepare or cook food in any sleeping apartment; or

(ii) unless sick or invalid and unable to leave a sleeping apartment for that reason, use a sleeping apartment for dining purposes;

(i) place or keep, in any part of a lodging house, any luggage, clothing, bedding, or furniture that is infested with vectors of disease;

(j) store or keep such a quantity of furniture, material or goods within the lodging house -

(i) in any kitchen, living or sleeping apartment so as to prevent the cleaning of the floors, walls, fittings or fixtures; or

(ii) in a sleeping apartment so as to decrease the air space to less than the minimum required by this Part;

(k) obstruct or prevent the keeper or manager from inspecting or examining the room or rooms occupied by the lodger or resident; and

(l) fix any fastener or change any lock to a door or room without the written approval of the keeper.

Approval for storage of food

162. (1) The Manager Urban Environment and Control may -

(a) upon written application from a keeper, approve the storage of food within a refrigerator or sealed container in a sleeping apartment; and

(b) withdraw the approval if a nuisance or vector of disease infestation is found to exist in the lodging house.

(2) The keeper of a serviced apartment may permit the storage and consumption of food within that apartment if suitable storage and dining facilities are provided.

PART 9- OFFENSIVE TRADES

Division 1 - General

Interpretation

163. In this Part, unless the context otherwise requires -

"occupier" in relation to premises includes the person registered as the occupier of the premises specified in the certificate of registration;

"offensive trade" means any one or more of the trades, businesses or occupations usually carried on, in or connected with, the following works or establishments -

(a) fish processing premises, fish curing premises and shellfish and crustacean processing establishments;

(b) laundries, dry cleaning premises and dye works;

(c) any trade as defined by section 186 of the Act; and

(d) any other trade that, unless preventive measures are adopted, may become a nuisance to the health of the inhabitants of the district; and

"premises" includes houses.

Consent to Establish an Offensive Trade

164. (1) A person seeking the consent of the Council under section 187 of the Act to establish an offensive trade shall -

(a) advertise notice of his intention to apply for consent in accordance with Section 165; and

(b) lodge with the Chief Executive Officer an application in the form of Schedule 11.

(2) A person who makes a false statement in an application under this Section shall be guilty of an offence.

Notice of Application

165. A notice required under Section 164(1)(a) shall -

(a) contain the name and address of the person who intends to make the application;

(b) contain a description of the nature of the offensive trade;

(c) contain details of the premises in or upon which it is proposed to carry on the proposed trade; and

(d) appear in a Perth daily newspaper at least two weeks, but not more than one month, before the application under Section 164(1)(b) is lodged with the Chief Executive Officer.

Registration of Premises

166. An application for the registration of premises pursuant to section 191 of the Act shall be -

(a) in the form of Schedule 12;

(b) accompanied by the fee prescribed in the *Offensive Trade (Fees) Regulations 1976* as amended from time to time; and

(c) lodged with the Chief Executive Officer.

Certificate of Registration

167. Upon the registration of premises for the carrying on of an offensive trade, the Council shall issue to the applicant a certificate in the form of Schedule 13.

Change of Occupier

168. Where there is a change of occupier of the premises registered pursuant to this Division, the new occupier shall forthwith notify the Chief Executive Officer in writing of such change.

Alterations to Premises

169. While any premises remain registered under this Division, a person shall not, without the written permission of the Council, make or permit any change or alteration whatever to the premises.

Occupier Includes Employee

170. Where in any Section contained in this Part a duty is imposed upon the occupier of premises in or upon which an offensive trade is carried on, the reference to the occupier shall be interpreted to include the employees of the occupier and any employee committing a breach of any provision of this Part shall be liable to the same penalties as if he were the occupier.

Division 2 - General Duties of an Occupier

Interpretation

171. In this Division, unless the context otherwise requires -

"occupier" means the occupier, or where there is more than one occupier, each of the occupiers of the premises in or upon which an offensive trade is carried on; and

"the premises" means those premises in or upon which an offensive trade is carried on.

Cleanliness

172. The occupier shall -

(a) keep or cause to be kept in a clean and sanitary condition and in a state of good repair the floors, walls and ceilings and all other portions of the premises;

(b) keep or cause to be kept in a clean and sanitary condition and in a state of good repair all fittings, fixtures, appliances, machinery, implements, shelves, counters, tables, benches, bins, cabinets, sinks, drain boards, drains, grease traps, tubs, vessels and other things used on or in connection with the premises;

(c) keep the premises free from any unwholesome or offensive odour arising from the premises;

(d) maintain in a clean and tidy condition all yards, footpaths, passage ways, paved areas, stores or outbuildings used in connection with the premises; and

(e) clean daily and at all times keep and maintain all sanitary conveniences and all sanitary fittings and grease traps on the premises in a clean and sanitary condition.

Rats and Other Vectors of Disease

173. The occupier shall -

(a) ensure that the premises are kept free from rodents, cockroaches, flies and other vectors of disease; and

(b) provide in and on the premises all effective means and methods for the eradication and prevention of rodents, cockroaches, flies and other vectors of disease.

Sanitary Conveniences and Wash Basins

174. The occupier shall provide on the premises in an approved position sufficient sanitary conveniences and wash hand basins, each with an adequate supply of hot and cold water for use by employees and by all other persons lawfully upon the premises.

Painting of Walls etc.

175. The occupier shall cause the internal surface of every wall, the underside of every ceiling or roof and all fittings as may be directed in and on the premises to be cleaned and painted when instructed by an Environmental Health Officer.

Effluvia, Vapours or Gases

176. The occupier shall provide, use and maintain in a state of good repair and working order, appliances capable of effectively destroying or of rendering harmless all offensive effluvia, vapours or gases arising in any process of his business or from any material, residue or other substance which may be kept or stored upon the premises.

Offensive Material

177. The occupier shall -

(a) provide on the premises impervious receptacles of sufficient capacity to receive all offensive material and trade refuse produced upon the premises in any one day;

(b) keep air-tight covers on receptacles, except when it is necessary to place something in or remove something from them;

(c) cause all offensive material and trade refuse to be placed immediately in the receptacles;

(d) cause the contents of the receptacles to be removed from the premises at least once in every working day and at such more frequent intervals as may be directed by the Manager Urban Environment and Control or whenever so directed by an Environmental Health Officer; and

(e) cause all receptacles after being emptied to be cleaned immediately with an efficient disinfectant.

Storage of Materials

178. The occupier shall cause all material on the premises to be stored so as not to be offensive or injurious to health whether by smell or otherwise and so as to prevent the creation of a nuisance.

Specified Offensive Trades

179. (1) For the purposes of this Section, "specified offensive trade" means one or more of the offensive trades carried on, in or connected with the following works or premises -

(a) fish processing premises, fish curing premises and shellfish and crustacean processing establishments; and

(b) laundries, dry cleaning premises and dye works.

(2) Where premises are used for or in relation to a specified offensive trade, the occupier shall -

(a) cause the floor of the premises to -

(i) be properly paved and drained with impervious materials;

(ii) have a smooth surface; and

(iii) have a fall to a bucket trap or spoon drain in such a way that all liquids falling on the floor shall be conducted by the trap or drain to a drain inlet situated inside the building where the floor is situated; and

(b) cause the angles formed by the walls with any other wall, and by the wall with the floor, to be coved to a radius of not less than 9.5 millimetres.

(c) cause all liquid refuse to be -

(i) cooled to a temperature not exceeding 26 degrees Celsius and in accordance with the *Metropolitan Water Supply, Sewerage and Drainage Board By-laws 1981* before being discharged into any drain outlet from any part of the premises; and

(ii) directed through such screening or purifying treatment as the Manager Urban Environment and Control may from time to time direct.

Directions

180. (1) The Manager Urban Environment and Control may give to the occupier directions to prevent or diminish the offensiveness of a trade or to safeguard the public health.

(2) The occupier shall comply with any directions given under this Section.

Other Duties of Occupier

181. In addition to the requirements of this Division, the occupier shall comply with all other requirements of this Part that apply to the particular offensive trade or trades carried on by him.

Division 3 - Fish Premises

Interpretation

182. In this Division, unless the context otherwise requires -

"appliance" includes a utensil, an instrument, a cover, a container or apparatus;

"fish" means fresh fish, frozen fish, chilled fish and cooked fish, whether cleaned, uncleaned or part cleaned and includes crustaceans and molluscs, but does not include -

(a) fish which has been cured, preserved, hermetically canned or treated to prevent putrefaction; or

(b) cleaned fish supplied in cartons or packets by a packer and sold in such cartons or packets if they are at all times kept in a deep freeze refrigeration unit at a temperature not exceeding minus 15 degrees Celsius;

"fish premises" may include a fish processing establishment, fish curing establishment and a shellfish and crustacean processing establishment; but not including a retail fish shop.

"Fish processing" means a process whereby fish are cleaned, part cleaned, scaled or cut up;

"fish transport vehicle" includes -

(a) an appliance attached to, carried in or used in connection with a vehicle; and

(b) a trailer and a portable box,

used or designed to be used for the transport or storage of fish; and

"portable box" means a box for the transport or storage of fish and includes a fish transport vehicle.

Fish Preparation Room

183. (1) The occupier of a fish premises which requires a fish preparation room shall ensure that this room complies with the following requirements;

(a) the walls shall be constructed of brick or concrete with the internal surface rendered with a cement plaster with a steel float finish or other approved material and shall be devoid of holes, cracks and crevices;

(b) the floor shall be of concrete with a smooth, durable surface and shall be treated with an approved surface hardening process;

(c) the minimum floor area shall be 9 square metres;

(d) the room shall be fly-proofed and provided with ample light and ventilation.

(2) The occupier shall ensure that all fish are prepared in the fish preparation room and that room is to be used solely for that purpose.

(3) The occupier of a fish premises shall provide, in or easily accessible from each fish preparation room, cleaning facilities consisting of a double bowl stainless steel wash trough of adequate size to accommodate the equipment and utensils used on the premises, connected to a piped supply of hot and cold water

Disposal of Waste

184. The occupier of a fish premises shall cause all offal and wastes, all rejected and unsaleable fish and any rubbish or refuse which is likely to be offensive or a nuisance to be-

(a) placed in the receptacles referred to in Section 177 and disposed of in accordance with that Section; or

(b) kept in a frozen state in an approved enclosure before its removal from the premises.

Fish Containers

185. The occupier of a fish premises shall not allow any box, basket or other container used for the transport of fish to -

(a) remain on the premises longer than is necessary for it to be emptied; or

(b) be kept so as to cause a nuisance or to attract flies.

Cooking of Fish

186. Where cooking of fish is carried out in a fish premises, the occupier shall provide and maintain -

(a) a hood as set out in the *Health (Food Hygiene) Regulations 1993*, which shall be of an approved design and construction and so situated as to capture and remove all effluvia, odours and smoke from the process of cooking; and

(b) an exhaust ventilation system -

(i) the point of discharge of which shall be at least 1 metre above the ridge of a pitched roof or 3 metres above a flat roof and shall not be located within 6 metres of an adjoining property or any fresh air intakes; and

(ii) which shall discharge in such manner and in such a position that no nuisance is created.

Use of an Approved Portable Box

187. The Manager Urban Environment and Control may permit an approved portable box to be used for the transport or storage of fish.

Fish Transport Vehicle

188. A person shall not use a fish transport vehicle for the transport or storage of fish unless it is so constructed, equipped and maintained that -

(a) the frame is made of metal or other approved material;

(b) all internal surfaces -

(i) are made of metal or approved non-toxic plastic substance, which may include stainless steel, aluminium, galvanised iron, fibreglass, or other material of similar strength and impermeable qualities;

(ii) are smoothly finished;

(iii) are rigidly secured with a solid backing; and

(iv) have floor and vertical angles coved with not less than a 9.5 millimetre radius,

but, if all necessary floor joints are effectively sealed, the surface of the floor, or part of it, may be of an approved tread type track material;

(c) internal horizontal joints made between metal sheeting are lapped from top to bottom and either-

(i) continuously welded; or

(ii) lapped with a minimum of 40 millimetres cover secured with blind rivets and sealed with a non-toxic sealing material;

(d) the vehicle is effectively insulated with a stable insulating material;

(e) the vehicle has, at the rear or side, doors that are made in the manner provided by paragraphs (a),(b),(c) and (d) of this Section, are close fitting, and have a suitable locking device fitted;

(f) a the vehicle is fitted with shelves and grids, made of impervious material, in such manner that the shelves and grids may be easily removed;

(g) any containers used in the vehicle for fish are made of stainless steel, fibre glass, or approved impervious plastic; and

(h) the vehicle is in good repair and condition and is thoroughly clean.

Cleanliness

189. A person shall not while in charge of a fish transport vehicle containing any fish, permit the doors or screens of the vehicle to be open or unfastened unless the vehicle is being loaded or unloaded.

Division 4 - Laundries, Dry Cleaning Establishments And Dye Works

Interpretation

190. In this Division, unless the context otherwise requires -

"dry cleaning establishment" -

(i) means premises where clothes or other articles are cleaned by use of solvents without using water; but

(ii) does not include premises in which perchlorethylene or arklone is used as dry cleaning fluid in a fully enclosed machine operating on a full cycle;

"dye works" means a place where articles are commercially dyed, but does not include dye works in which provision is made for the discharge of all liquid waste therefrom, into a public sewer;

"exempt laundromat" means a premises in which -

(a) laundering is carried out by members of the public using, on payment of a fee, machines or equipment provided by the owners or occupiers of those establishments.

(b) laundering is not carried out by those owners or occupiers for or on behalf of other persons; and

(c) provision is made for the discharge of all liquid waste therefrom into a public sewer.

"exempt laundry" means a laundry in respect of which Council has certified in writing to be exempt from the provisions of this Part;

"laundromat" means a public place with coin operated washing machines, spin dryers or dry cleaning machines; and

"laundry" means any place where articles are laundered by commercial grade machinery but does not include an exempt laundry or an exempt laundromat.

Receiving Depot

191. An owner or occupier of premises shall not use or permit the premises to be used as a receiving depot for a laundry, dry cleaning establishment or dye works except with the written permission of the Manager Urban Environment and Control who may at any time by written notice withdraw such permission.

Reception Room

192. (1) The occupier of a laundry, dry cleaning establishment or dye works shall -

(a) provide a reception room in which all articles brought to the premises for treatment shall be received and shall not receive or permit to be received any such articles except in that room; and

(b) cause such articles as may be directed by an Environmental Health Officer to be thoroughly disinfected to the satisfaction of the officer.

(2) A person shall not bring or permit food to be brought into the reception room referred to in this Section.

Walls and Floors

193. The occupier of a laundry, dry cleaning establishment or dye works shall cause -

(a) the internal surfaces of all walls to be rendered with a cement plaster with a steel float finish or other approved material to a height of 2 metres and to be devoid of holes, cracks and crevices;

(b) the floor to be constructed of concrete and finished with a smooth impervious surface; and

(c) every floor and wall of any building on the premises to be kept at all times in good order and repair, so as to prevent the absorption of any liquid which may be splashed or spilled or may fall or be deposited on it.

Laundry Floor

194. The occupier of a laundry shall provide in front of each washing machine a non-corrosive grating, at least 910 millimetres in width and so constructed as to prevent any person from standing in water on the floor.

Escape of Dust

195. The occupier of a dry cleaning establishment shall provide effective means to prevent the escape into the open air of all dust or other material from the premises.

Precautions Against Combustion

196. The occupier of a dry cleaning establishment where volatile liquids are used shall take all proper precautions against combustion and shall comply with all directions given by an Environmental Health Officer for that purpose.

Trolleys

197. The occupier of a dry cleaning establishment shall -

(a) provide trolleys for the use of transporting dirty and clean linen; and

(b) ensure that each trolley is -

(i) clearly designated to indicate the use for which it is intended;

(ii) lined internally with a smooth impervious non-absorbent material that is easily cleaned; and

(iii) thoroughly cleaned and disinfected on a regular basis.

Sleeping on Premises

198. A person shall not use or permit any room in a laundry, dry cleaning establishment or dye works to be used for sleeping purposes.

PART 10 - OFFENCES AND PENALTIES

Penalties

199. (1) A person who contravenes a provision of these Local Laws commits an offence.

(2) A person who commits an offence under subsection (1) is liable to -

(a) a penalty which is not more than $1,000 and not less than -

(i) in the case of a first such offence, $100;

(ii) in the case of a second such offence, $200; and

(iii) in the case of a third and subsequent such offence, $500; and

(b) if the offence is a continuing offence, a daily penalty which is not more than $100 and not less than $50.

SCHEDULE 1

City of Fremantle

Health Act 1911

Application for Registration of Premises for the Keeping of Pigeons

.

To: The Chief Executive Officer
City of Fremantle
PO Box 807 Fremantle 6160

I .....(FULL NAME IN BLOCK LETTERS)

.....(FULL RESIDENTIAL ADDRESS)

being the owner/occupier (delete one) of the premises situated at

.....

hereby make application for approval to keep up to .....

pigeons excluding the young birds of those pigeons on the above premises. Plans and specifications are attached in accordance with Sub-section 80(2) of these Local Laws.

The premises are zoned as Residential (Yes/No).

Dated this.....day of ..... 19.....

.....
Signature of Applicant

SCHEDULE 2

City of Fremantle

HEALTH ACT 1911

Certificate of Registration for the Keeping of Pigeons

This is to certify that the premises situated at .....

and occupied by.....

are registered as premises upon which pigeons may be kept until the 30th day of June next following the date of issue of this certificate unless this Certificate of Registration is previously cancelled.

The maximum number of pigeons (excluding young birds) to be kept on the premises at any one time is .....

This certificate is issued subject to compliance with the Health Act and its Regulations and Local Laws from time to time in force thereunder and any conditions imposed pursuant to these Local Laws.

Dated this .....day of ..... 19.....

.....
Manager Urban Environment and Control

NOTES

1. This certificate is invalid unless accompanied by a receipt bearing the imprint of the City of Fremantle cash register.
2. This certificate is not transferable.
3. This certificate is to be available at all times at the premises registered herein and shall be produced when requested to do so by an Environmental Heath Officer
4. Where more than 10 pigeons are to be kept the certificate holder shall produce the appropriate recognised body proof of membership when requested by an Environmental Health Officer.

Schedule 3

City of Fremantle

Health Act 1911

APPLICATION FOR REGISTRATION OF A LODGING HOUSE

To: Chief Executive Officer
City of Fremantle

I/We, ...
(Full name of Applicant/s)

of .....
(Residential Address of Applicant/s)

apply for the registration of premises situated (or to be situated) at

.....

as a lodging house to be classified as -

- a lodging house;
- a short term hostel;
- recreational campsite; or
- serviced apartments

(Specify which is to apply)

and for my name to be entered in the Register as the keeper of the lodging house.

DESCRIPTION OF LODGING HOUSE

Number of storeys .....

Rooms for private use

	Number	Area
Laundries/toilets/bathrooms	.....	.....
Bedrooms	.....	.....
Dining Rooms	.....	.....
Kitchens	.....	.....
Sitting Rooms	.....	.....
Other (Specify)	.....	.....

Rooms for lodgers

	Number	Area
Bedrooms	.....	.....
Dining Rooms	.....	.....
Kitchens	.....	.....
Sitting Rooms	.....	.....
Other (Specify)	.....	.....

Sanitary Conveniences for male lodgers

Toilets	.....
Urinals	.....
Baths	.....
Showers	.....
Wash hand basins	.....

Sanitary Conveniences for female lodgers

Toilets	.....
Baths	.....
Showers	.....
Wash hand basins	.....

Laundry Facilities

Coppers	.....
Washtroughs	.....

Washing machines .....
Drying cabinets or clothes lines .....

Additional Details

(a) Lodgers' meals will be provided by the manager/keeper/lodgers.

(b) The keeper will/will not reside continuously on the premises.

(c) Name and occupation of proposed manager if keeper resides elsewhere -

(d) There will be ..... family members residing on the premises with the keeper/manager.

Application fee of $..... is attached.

_____
(Signature of Applicant/s)

_____
(Date)

Schedule 4

City of Fremantle

Health Act 1911

CERTIFICATE OF REGISTRATION OF A LODGING HOUSE

THIS is to certify that the premises situated at ..... are registered as a Lodging House and classified as:

- a lodging house
- a short term hostel
- serviced apartments
- a recreational campsite

until 30 June 19 ....., on the following conditions:

1. That ....., whose name is entered on the register of keepers of the City of Fremantle, continues to be the keeper of the lodging house;

2. That ....., appointed by the keeper to be the manager of the lodging house, continues to be the manager of the lodging house;

3. That the Certificate of Registration is not sooner cancelled or revoked;

4. That the maximum number of rooms to be used as sleeping apartments for lodgers is - .....; and

5. That the maximum number of lodgers accommodated on the premises shall not exceed .....

This Certificate of Registration is issued subject to the Health Act and Health Local Laws of the City of Fremantle and is not transferable.

Dated ..... 19.....

.....
Manager Urban Environment and Control
City of Fremantle

Fee received: $.....

Schedule 5

City of Fremantle

Health Act 1911

NOTICE OF CHANGE OF OWNER OF A LODGING HOUSE

To: Chief Executive Officer
City of Fremantle

I/We, ...
(Full Name of Applicant/s)

of .....
(Residential Address of Applicant/s)

am/are the new owner/s of premises situated at

.....

which are registered in the name of

.....

for the carrying on of the lodging house business.

(Signature of Applicant/s)

(Date)

Schedule 6

City of Fremantle

Health Act 1911

REGISTER OF LODGERS

Location of Lodging House: .....

Date of Arrival	Name	Previous Address	Signature	Room No.	Date of Departure

Schedule 7

City of Fremantle

Health Act 1911

LIST OF LODGERS

TO: Chief Executive Officer
City of Fremantle

The following is the name of every person who resided in

the lodging house at .....

on the ..... day of ..... 19....

.....
(Signed Keeper)

Date: .....

Schedule 8

City of Fremantle

Health Act 1911

CERTIFICATE OF SLEEPING ACCOMMODATION FOR A LODGING HOUSE

To: .....
(Name of Keeper)

of .....
(Address of Keeper)

For the registered lodging house situated at:
.....

The rooms listed below are not to be occupied by more than the number of lodgers or residents indicated below.

ROOM NUMBER: **MAXIMUM OCCUPANCY:**

.....
Manager Urban Environment and Control

Date .....

Schedule 9

City of Fremantle

Health Act 1911

APPLICATION FOR LICENCE OF A MORGUE

To: Chief Executive Officer
City of Fremantle

I .....
(full name in block letters)

of .....
(full residential address)

apply to licence the premises listed below as a Morgue

Address of premises: .....

.....

Name of premises: .....

Dated this ..... day of ..... 19...

.....
(Signature of Applicant)

Schedule 10

City of Fremantle

Health Act 1911

CERTIFICATE OF LICENCE OF A MORGUE

This is to certify the following premises is licensed as a Morgue from the ..... day of ..... 19.. until 30th day of June 19...

Address of premises: .....

Name of premises: .....

Dated this ..... day of ..... 19....

.....
Manager Urban Environment and Control
City of Fremantle

Schedule 11

City of Fremantle

Health Act 1911

APPLICATION FOR CONSENT TO ESTABLISH AN OFFENSIVE TRADE

To: Chief Executive Officer
City of Fremantle

I/We, ...
(Full Name of Applicant/s)

of .....
(Residential Address of Applicant/s)

apply for consent to establish an offensive trade being

.....
(Description of Offensive Trade)

in or upon .....
(Location of the House or Premises)

Notice of my/our intention to make this application was advertised in
.....
(Name of Newspaper)

on .....
(Date of Advertisement)

Plans and specifications of the buildings proposed to be used or erected in connection with the proposed offensive trade are attached.

_____
(Signature of Applicants/s)

_____
(Date)

Schedule 12

City of Fremantle

Health Act 1911

APPLICATION FOR REGISTRATION OF PREMISES FOR OFFENSIVE TRADE

To: Chief Executive Officer
City of Fremantle

I/We, ...
(Full Name of Applicant/s)

of .....
(Residential Address of Applicant/s)

apply for registration, for the year ended.....

of .....
(Location of Premises)

being premises in or upon which there is (or is to be) carried on an offensive trade, namely

.....
(Description of Offensive Trade)

under the business name of
.....

The prescribed registration fee of $ _____ is attached.

_____
(Signature of Applicants/s)

_____
(Date)

Schedule 13

City of Fremantle

Health Act 1911

CERTIFICATE OF REGISTRATION OF PREMISES FOR OFFENSIVE TRADE

This is to certify that the premises situated at .....of which

.....is the occupier, are registered for the carrying on of the trade of .....

Trade Name.....

This registration expires on the .....19.....

Dated this ..... day of .....19.....

.....
Manager Urban Environment and Control
City of Fremantle

Schedule 14

City of Fremantle

Health Act 1911

PRESCRIBED FEES

Schedule	Description	Prescribed Fee
1	Keeping of up to 20 Pigeons (excluding young birds)	$15.00
1	Keeping more than 20 and up to 150 Pigeons (excludes young birds)	$25.00
9	Registration of Lodging House	$180.00
15	Licence of a Morgue	$80.00
18	Registration of Offensive Trade	As per regulation

_____

Passed at a meeting of the Council of the City of Fremantle held on 1 December 1997.

_____

Dated this .....day of 1997

_____

RICHARD UTTING
MAYOR

_____

RAY GLICKMAN
CHIEF EXECUTIVE OFFICER

_____

Consented to_____
EXECUTIVE DIRECTOR
PUBLIC HEALTH

Dated this .....day of .....1997.

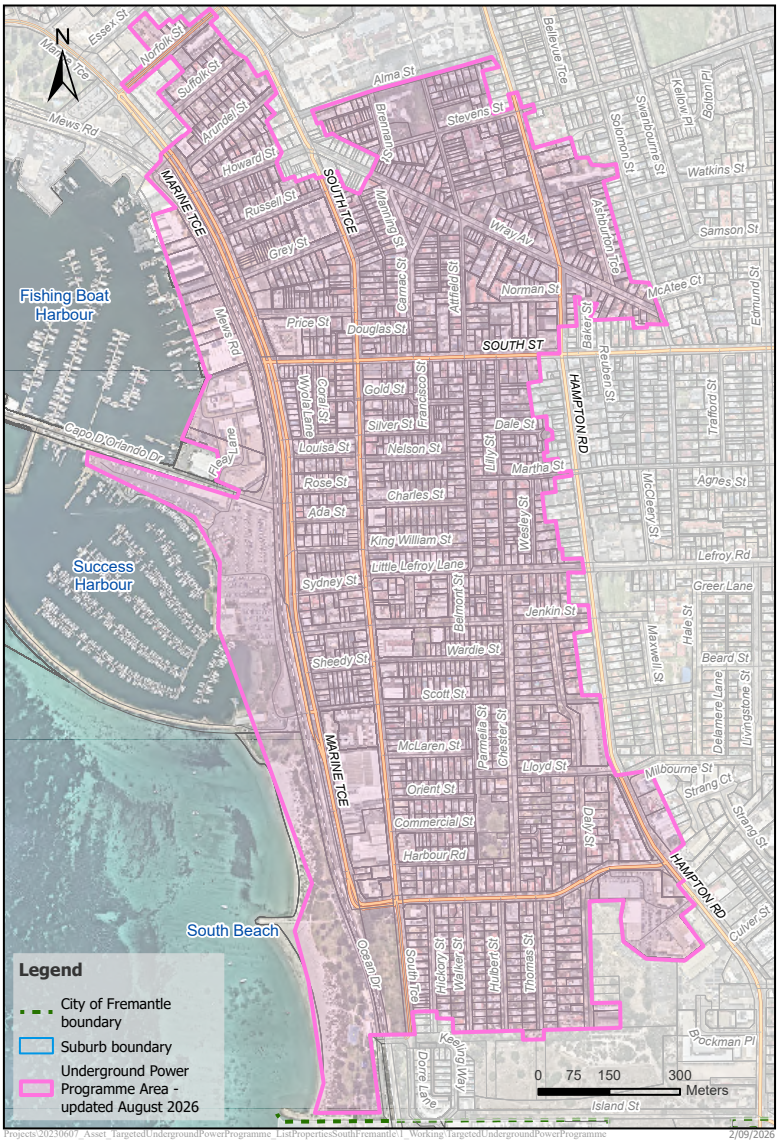
N
Fishing Boat Harbour
Success Harbour
South Beach
MARINE TCE
SOUTH TCE
SOUTH ST
HAMPTON RD
Essex St
Norfolk St
Suffolk St
Arundel St
Howard St
Mews Rd
Russell St
Grey St
Price St
Douglas St
Alma St
Stevens St
Brennan St
Manning St
Carnac St
Attfield St
Wray Av
Norman St
Bellevue Tce
Ashburton Tce
Solomon St
Swanbourne St
Kellow Pl
Bolton Pl
Watkins St
Samson St
McAtee Ct
Edmund St
Baker St
Reuben St
Trafford St
Agnes St
McCleery St
Lefroy Rd
Greer Lane
Hale St
Maxwell St
Beard St
Delamere Lane
Livingstone St
Milbourne St
Strang Ct
Strang St
Culver St
Brockman Pl
Island St
Keating Way
Dorre Lane
Ocean Dr
Scott Tce
Hickory St
Walker St
Hubert St
Thomas St
Dale St
Lloyd St
Chester St
Parmelia St
McLaren St
Orient St
Commercial St
Harbour Rd
Sheedy St
Sydney St
Belmont St
Jenkin St
Wardle St
Little Lefroy Lane
King William St
Wesley St
Rose St
Ada St
Charles St
Martha St
Lily St
Dale St
Silver St
Nelson St
Louise St
Francisco St
Gold St
Cook St
Wyola Lane
Freo Lane
Capo D'Orlando Dr
Legend
City of Fremantle boundary
Suburb boundary
Underground Power Programme Area - updated August 2026
0 75 150 300
Meters
Projects\20230607_Asset_TargetedUndergroundPowerProgramme_ListProperties\SouthFremantle\1_Working\TargetedUndergroundPowerProgramme
2/09/2026

CITY OF Fremantle

Monthly Financial Report

August 2026

fremantle.wa.gov.au

CITY OF FREMANTLE

MONTHLY FINANCIAL REPORT

(Containing the Statement of Financial Activity)

For the Period Ended 31 August 2026

LOCAL GOVERNMENT ACT 1995
LOCAL GOVERNMENT (FINANCIAL MANAGEMENT) REGULATIONS 1996

TABLE OF CONTENTS

Monthly Summary Graphs		1
Statement of Comprehensive Income by Nature		2
Statement of Financial Position		3
Statement of Financial Activity by Nature		4
Statement of Financial Activity by Directorate		5
Note 1	Cash and Investments	6
Note 2	Adjusted Net Current Assets	7
Note 3 (a)	Capital Acquisitions Summary	8
Note 3 (b)	Capital Acquisitions - Projects	9
Note 3 (c)	Capital Acquisitions - Work in Progress	10
Note 4	Borrowings	12
Note 5 (a)	Reserves Fund Balances and Movements Summary	13
Note 5 (b)	Reserves Fund Balances and Movements Detail	14
Note 6	Trust Fund	20
Note 7	Receivables	21
Note 8	Rate Revenue	22
Information	Accounting Policy	23

OFFICIAL: Sensitive

MONTHLY FINANCIAL REPORT

FOR THE PERIOD ENDED 31 AUGUST 2026

MONTHLY SUMMARY GRAPHS

OPERATING REVENUE

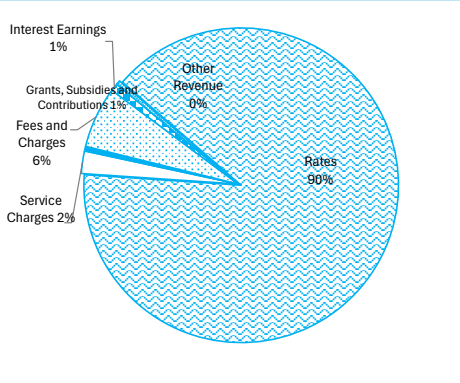

OPERATING EXPENSES

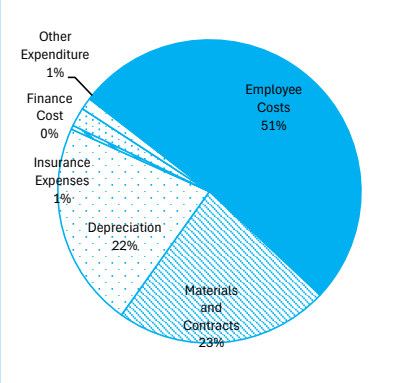

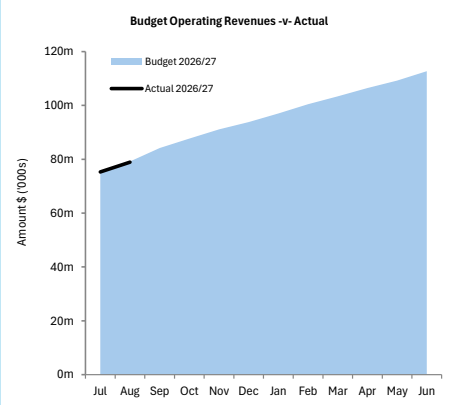

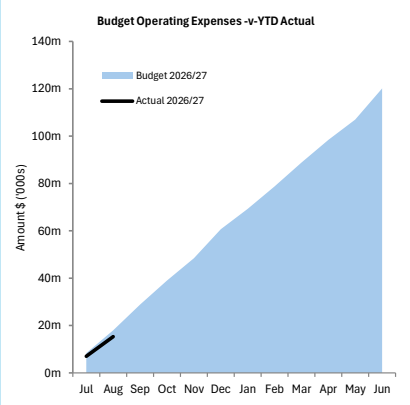

CAPITAL REVENUE

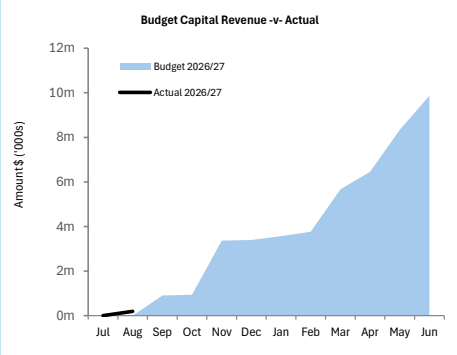

CAPITAL EXPENSES

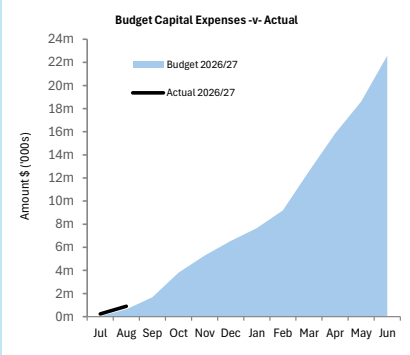

This information is to be read in conjunction with the accompanying Financial Statements and Notes.

MONTHLY FINANCIAL REPORT

FOR THE PERIOD ENDED 31 AUGUST 2026

STATEMENT OF COMPREHENSIVE INCOME

BY NATURE

	2026/27 Amended Budget	2026/27 YTD Amended Budget (a)	2026/27 YTD Actual (b)	Variance Amount (b) - (a)	Variance % (b)-(a)/(a)	Var.
	$	$	$	$	%	
Revenue						
Rates (including Annual Levy)	70,771,616	70,771,616	70,778,082	6,466	0.01%	
Service Charges	1,803,804	1,803,804	1,822,687	18,883	1.05%	
Grants, Subsidies & Contributions	8,057,104	1,244,288	379,682	(864,606)	(69.49%)	▼
Fees and Charges	26,874,539	4,419,057	4,977,120	558,063	12.63%	▲
Interest Earnings	2,600,000	625,000	622,622	(2,378)	(0.38%)	
Other Revenue	2,571,064	342,884	343,498	614	0.18%	
	112,678,127	79,206,649	78,923,692	(282,957)	(0.36%)	
Expenses						
Employee Costs	(53,278,342)	(8,343,030)	(7,743,945)	599,085	7.18%	
Employee costs - Agency Labour				-		
Materials and Contracts	(40,869,338)	(5,447,188)	(3,502,191)	1,944,997	35.71%	▲
Depreciation on Non Current Assets	(20,072,766)	(3,345,456)	(3,351,856)	(6,400)	(0.19%)	
Finance Cost	(370,711)	(61,771)	(65,352)	(3,581)	(5.80%)	
Utility Charges (gas, electricity, water)	(2,546,146)	(422,410)	(308,965)	113,445	26.86%	▲
Insurance Expenses	(1,250,821)	(208,421)	(194,748)	13,673	6.56%	
Other Expenditure	(1,465,277)	(189,751)	(140,667)	49,084	25.87%	
	(119,853,401)	(18,018,027)	(15,307,723)	2,710,304	15.04%	▲
Operating Surplus / (Deficit)	**(7,175,274)**	**61,188,622**	**63,615,969**	**2,427,347**	**3.97%**	
Non-Operating Grants, Subsidies & Contributions	9,868,292	-	191,950	191,950		▲
Profit on Asset Disposals	45,000	-	-	-		
Loss on Asset Disposals	(288,570)	-	-	-		
	9,624,722	**-**	**191,950**	**191,950**		▲
Net Result	**2,449,448**	**61,188,622**	**63,807,919**	**2,619,297**	**4.28%**	
Other Comprehensive Income					-	
	-	-	-	-		
Total Comprehensive Income	**2,449,448**	**61,188,622**	**63,807,919**	**2,619,297**	**4.28%**	

OFFICIAL: Sensitive

MONTHLY FINANCIAL REPORT

FOR THE PERIOD ENDED 31 AUGUST 2026

STATEMENT OF FINANCIAL POSITION

	31 August 2026 (a)	30 June 2026 (b)	Movement (c) = (a) - (b)
	$	$	$
Current Assets			
Cash and Cash Equivalents	8,975,926	8,534,037	441,889
Other Financial Assets	44,000,000	40,000,000	4,000,000
Trade and Other Receivables	71,273,424	6,124,742	65,148,681
Inventories	214,022	186,326	27,697
	124,463,372	54,845,105	69,618,267
Non-Current Assets			
Other Receivables	946,294	959,239	(12,945)
Investments	387,945	387,945	-
Property, Plant and Equipment	348,349,011	348,844,281	(495,270)
Right of Use Assets	2,416,436	2,547,525	(131,089)
Investment Property	36,376,000	36,376,000	-
Infrastructure	313,620,228	315,449,696	(1,829,467)
	702,095,914	704,564,687	(2,468,772)
Total Assets	**826,559,286**	**759,409,792**	**67,149,495**
Current Liabilities			
Trade and Other Payables	(12,771,390)	(9,636,941)	(3,134,450)
Contract Liabilities	(1,047,977)	(482,157)	(565,821)
Capital grant/contributions liabilities	(4,254,108)	(4,425,331)	171,223
Short Term Borrowings	(1,114,453)	(1,149,596)	35,143
Lease Liability	(612,621)	(759,870)	147,249
Provisions	(6,713,753)	(6,713,753)	-
	(26,514,302)	(23,167,648)	(3,346,655)
Non-Current Liabilities			
Long Term Borrowings	(14,077,331)	(14,077,331)	-
Lease Liability	(1,834,516)	(1,834,242)	(275)
Capital grant/contributions liabilities	(724,421)	(724,421)	-
Provisions	(2,074,975)	(2,074,975)	-
	(18,711,244)	(18,710,969)	(275)
Total Liabilities	**(45,225,546)**	**(41,878,617)**	**(3,346,930)**
Net Assets	**781,333,740**	**717,531,175**	**63,802,565**
Equity			
Retained Surplus	158,438,176	160,151,658	(1,713,482)
Reserves - Cash/Investment Backed	23,498,455	20,002,863	3,495,592
Reserves - Asset Revaluation	535,589,191	535,589,191	-
Net Result (YTD Current Year)	63,807,919	1,787,463	62,020,455
Total Equity	**781,333,740**	**717,531,175**	**63,802,565**

Note: *The financial position reported as at 30 June 2026 is an estimated position and subject to change with end of year adjustments.*

OFFICIAL: Sensitive

MONTHLY FINANCIAL REPORT
FOR THE PERIOD ENDED 31 AUGUST 2026

STATEMENT OF FINANCIAL ACTIVITY
BY NATURE

	2026/27 Original Budget	2026/27 Amended Budget	2026/27 YTD Amended Budget (a)	2026/27 YTD Actual (b)	Variance Amount (b) - (a)	Variance % (b)-(a)/(a)	Var.
	$	$	$	$	$	%	
Revenue from operating activities							
General Rates	70,771,616	70,771,616	70,771,616	70,778,082	6,466	0.01%	
Service Charges (Underground Power)	1,803,804	1,803,804	1,803,804	1,822,687	18,883	1.05%	
Grants, Subsidies and Contributions	8,057,104	8,057,104	1,244,288	379,682	(864,606)	(69.49%)	▼
Fees and Charges	26,874,539	26,874,539	4,419,057	4,977,120	558,063	12.63%	▲
Interest Earnings	2,600,000	2,600,000	625,000	622,622	(2,378)	(0.38%)	
Profit on Sale of Assets	45,000	45,000	-	-	-		
Other Revenue	2,571,064	2,571,064	342,884	343,498	614	0.18%	
	112,723,127	112,723,127	79,206,649	78,923,692	(282,957)	(0.36%)	
Expenditure from operating activities							
Employee Costs	(53,278,342)	(53,278,342)	(8,343,030)	(7,743,945)	599,085	7.18%	
Materials and Contracts	(40,637,037)	(40,869,337)	(5,447,188)	(3,502,191)	1,944,997	35.71%	▲
Depreciation on Non Current Assets	(20,072,766)	(20,072,766)	(3,345,456)	(3,351,856)	(6,400)	(0.19%)	
Finance Cost	(370,711)	(370,711)	(61,771)	(65,352)	(3,581)	(5.80%)	
Utility Charges (gas, electricity, water)	(2,546,146)	(2,546,146)	(422,410)	(308,965)	113,445	26.86%	▲
Loss on Sale of Assets	(288,570)	(288,570)	-	-	-		
Insurance Expenses	(1,250,821)	(1,250,821)	(208,421)	(194,748)	13,673	6.56%	
Other Expenditure	(1,465,277)	(1,465,277)	(189,751)	(140,667)	49,084	25.87%	
	(119,909,670)	(120,141,970)	(18,018,027)	(15,307,723)	2,710,304	15.04%	▲
Operating activities excluded from budget							
(Profit)/Loss on Asset Disposals	243,570	243,570	-	-	-		
Depreciation on Assets	20,072,766	20,072,766	3,345,456	3,351,856	6,400	0.19%	
Non Current Rates Debtors Movement	75,000	75,000	-	12,945	12,945		
Amount attributable to operating activities	**13,204,793**	**12,972,493**	**64,534,078**	**66,980,770**	**2,446,692**	**3.79%**	
Investing Activities							
Capital Revenue							
Capital Grants and Subsidies/ Contributions for the development of Assets	9,868,292	9,868,292	-	191,950	191,950	-	
Proceeds from Disposal of Assets	95,000	95,000	-	-	-	-	
	9,963,292	9,963,292	-	191,950	191,950	-	
Capital Expense							
Payment for Property, plant and equipment	(6,215,896)	(6,215,896)	(205,000)	(513,148)	(308,148)	(150.32%)	▼
Payment for Construction of infrastructure	(16,367,826)	(16,367,826)	(435,470)	(386,752)	48,718	11.19%	
	(22,583,722)	(22,583,722)	(640,470)	(899,900)	(259,430)	(40.51%)	▼
Investing activities excluded from budget							
Amount attributable to investing activities	**(12,620,430)**	**(12,620,430)**	**(640,470)**	**(707,950)**	**(67,480)**	**(10.54%)**	
Financing Activities							
Repayment of Debentures	(1,149,596)	(1,149,596)	(35,143)	(35,143)	-	0.00%	
Repayment of Operating Lease	(761,039)	(761,039)	(151,816)	(148,457)	3,359	(2.21%)	
	(1,910,635)	(1,910,635)	(186,959)	(183,600)	3,359	1.80%	
Reserve Transfers							
Transfer to Reserves (Restricted)	(3,736,227)	(3,736,227)	(3,645,467)	(3,677,713)	(32,246)	(0.88%)	
Transfer from Reserves (Restricted)	2,024,061	2,024,061	226,500	182,121	(44,379)	(19.59%)	
Transfer to/from reserves	(1,712,166)	(1,712,166)	(3,418,967)	(3,495,592)	(76,625)	(2.24%)	
Amount attributable to financing activities	**(3,622,801)**	**(3,622,801)**	**(3,605,926)**	**(3,679,192)**	**(73,266)**	**(2.03%)**	
Surplus or Deficit at the start of the financial year	3,089,800	3,322,100	3,322,100	12,859,640	9,537,540	287.09%	▲
Amount attributable to operating activities	13,204,793	12,972,493	64,534,078	66,980,770	2,446,692	3.79%	
Amount attributable to investing activities	(12,620,430)	(12,620,430)	(640,470)	(707,950)	(67,480)	(10.54%)	
Amount attributable to financing activities	(3,622,801)	(3,622,801)	(3,605,926)	(3,679,192)	(73,266)	(2.03%)	
Closing Funding Surplus/(Deficit)	**51,362**	**51,362**	**63,609,782**	**75,453,268**	**11,843,486**	**18.62%**	▲

KEY INFORMATION
▲▼ Indicates a variance between Year to Date (YTD) Budget and YTD Actual data as per the adopted materiality threshold.
This statement is to be read in conjunction with the accompanying Financial Statements and Notes.

OFFICIAL: Sensitive

MONTHLY FINANCIAL REPORT
FOR THE PERIOD ENDED 31 AUGUST 2026

STATEMENT OF FINANCIAL ACTIVITY
BY DIRECTORATE

	2026/27 Adopted Budget	2026/27 Amended Budget	2026/27 YTD Amended Budget (a)	2026/27 YTD Actual (b)	Variance Amount (b) - (a)	Variance % (b)-(a)/(a)	Var.
	$	$	$	$	$	%	
Revenue from operating activities							
Office of the Chief Executive	-	-	-	225	225		
City Business Directorate	93,622,104	93,622,104	74,636,898	74,499,671	(137,227)	(0.18%)	
Community Development Directorate	9,734,437	9,734,437	1,069,547	1,149,646	80,099	7.49%	
Strategic Planning and Projects Directorate	4,890,272	4,890,272	1,129,192	951,371	(177,821)	(15.75%)	▼
Infrastructure and Projects Directorate	4,431,314	4,431,314	2,371,012	2,322,779	(48,233)	(2.03%)	
	112,678,127	112,678,127	79,206,649	78,923,692	(282,957)	(0.36%)	
Expenditure from operating activities							
Office of the Mayor and Councillors	(737,729)	(737,729)	(113,129)	(101,722)	11,407	10.08%	
Office of the Chief Executive	(5,857,942)	(5,857,942)	(914,351)	(836,249)	78,102	8.54%	
City Business Directorate	(40,748,951)	(40,981,251)	(6,215,395)	(5,565,754)	649,641	10.45%	▲
Community Development Directorate	(22,613,045)	(22,613,045)	(3,617,777)	(3,008,292)	609,485	16.85%	▲
Strategic Planning and Projects Directorate	(10,121,777)	(10,121,777)	(1,471,932)	(1,295,465)	176,467	11.99%	▲
Infrastructure and Projects Directorate	(39,541,656)	(39,541,656)	(5,685,445)	(4,500,241)	1,185,204	20.85%	▲
	(119,621,100)	(119,853,400)	(18,018,029)	(15,307,723)	2,710,306	15.04%	▲
Operating activities excluded from budget							
Depreciation on Assets	20,072,766	20,072,766	3,345,456	3,351,856	6,400	(0.19%)	
Non Current Rates Debtors Movement	75,000	75,000	-	12,945	12,945		
Amount attributable to operating activities	**13,204,793**	**12,972,493**	**64,534,076**	**66,980,770**	**2,446,694**	**(3.79%)**	
Investing Activities							
Capital Revenue							
Capital Grants and Subsidies/ Contributions for the development of Assets	9,868,292	9,868,292	-	191,950	191,950	-	
Proceeds from Disposal of Assets	95,000	95,000	-	-	-	-	
	9,963,292	9,963,292	-	191,950	191,950	-	
Capital Expense							
Payment for Property, plant and equipment	(6,215,896)	(6,215,896)	(205,000)	(513,148)			
Payment for Construction of infrastructure	(16,367,826)	(16,367,826)	(435,470)	(386,752)			
	(22,583,722)	(22,583,722)	(640,470)	(899,900)	-	0.00%	
Amount attributable to investing activities	**(12,620,430)**	**(12,620,430)**	**(640,470)**	**(707,950)**	**191,950**	**(10.54%)**	
Financing Activities							
Repayment of Debentures	(1,149,596)	(1,149,596)	(35,143)	(35,143)	-	(0.00%)	
Repayment of Operating Lease	(761,039)	(761,039)	(151,816)	(148,457)	3,359	(2.21%)	
	(1,910,635)	(1,910,635)	(186,959)	(183,600)	3,359	(1.80%)	
Reserve Transfers							
Transfer to Reserves (Restricted)	(3,736,227)	(3,736,227)	(3,645,467)	(3,677,713)	(32,246)	0.88%	
Transfer from Reserves (Restricted)	2,024,061	2,024,061	226,500	182,121	(44,379)	(19.59%)	
	(1,712,166)	(1,712,166)	(3,418,967)	(3,495,592)	(76,625)	2.24%	
Amount attributable to financing activities	**(3,622,801)**	**(3,622,801)**	**(3,605,926)**	**(3,679,192)**	**(73,266)**	**2.03%**	
Surplus or Deficit at the start of the financial year	3,089,800	3,322,100	3,322,100	12,859,640	9,537,540	287.09%	
Amount attributable to operating activities	13,204,793	12,972,493	64,534,076	66,980,770	2,446,694	3.79%	
Amount attributable to investing activities	(12,620,430)	(12,620,430)	(640,470)	(707,950)	(67,480)	10.54%	
Amount attributable to financing activities	(3,622,801)	(3,622,801)	(3,605,926)	(3,679,192)	(73,266)	2.03%	
Closing Funding Surplus/(Deficit)	**51,362**	**51,362**	**63,609,780**	**75,453,268**	**11,843,488**	**18.62%**	▲

KEY INFORMATION
▲▼ Indicates a variance between Year to Date (YTD) Budget and YTD Actual data as per the adopted materiality threshold.
Refer to Note 2 for an explanation of the reasons for the variance.
This statement is to be read in conjunction with the accompanying Financial Statements and Notes.

OFFICIAL: Sensitive

MONTHLY FINANCIAL REPORT

FOR THE PERIOD ENDED 31 AUGUST 2026

CASH AND INVESTMENTS
NOTE 1

Cash and Investments	Unrestricted Muni Fund	Restricted Reserve	YTD Actual without Trust	Trust Fund	YTD Actual
	$	$	$	$	$
Cash on Hand					
Petty Cash and Floats	25,938	-	25,938	-	25,938
	25,938	**-**	**25,938**	**-**	**25,938**
At Call Deposits					
Municipal Fund	143,492	-	143,492	-	143,492
	143,492	**-**	**143,492**	**-**	**143,492**
Investments					
Cash Investments *(≤ 3 months)*					
Professional Funds Account	2,806,497	-	2,806,497	-	2,806,497
Trust Fund	-	-	-	178,895	178,895
Oncall Account	6,000,000	-	6,000,000	-	6,000,000
	8,806,497	-	8,806,497	178,895	8,985,391
Term Deposits *(> 3 months)*					
Municipal Investment	20,501,545	-	20,501,545	-	20,501,545
Reserve Fund Investment	-	23,498,455	23,498,455	-	23,498,455
Trust Fund Investment	-	-	-	-	-
	20,501,545	23,498,455	44,000,000	-	44,000,000
Investments Total	**29,308,042**	**23,498,455**	**52,806,497**	**178,895**	**52,985,391**
Total	**29,477,471**	**23,498,455**	**52,975,926**	**178,895**	**53,154,821**

SIGNIFICANT ACCOUNTING POLICIES

Cash and cash equivalents include cash on hand, cash at bank, deposits available on demand with banks and other short term highly liquid investments that are readily convertible to known amounts of cash and which are subject to an insignificant risk of changes in value and bank overdrafts. Bank overdrafts are reported as short term borrowings in current liabilities in the statement of financial position.

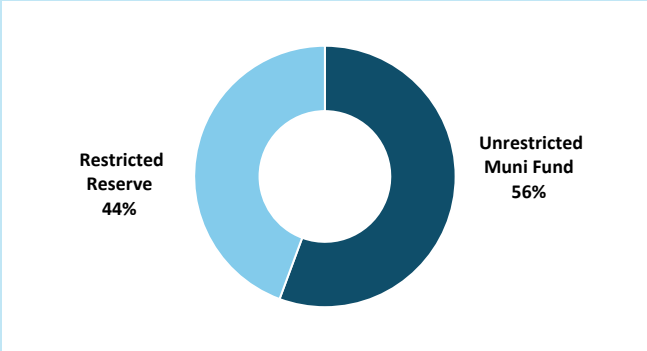

Total Cash
$52.98 M

Unrestricted
$29.48 M

OFFICIAL: Sensitive

MONTHLY FINANCIAL REPORT
FOR THE PERIOD ENDED 31 AUGUST 2026

ADJUSTED NET CURRENT ASSETS
NOTE 2

	Ref Note	31 August 2026 (a)	30 June 2026 (b)	Movement (c) = (a) - (b)
		$	$	$
Current Assets				
Cash Unrestricted		29,477,471	24,368,172	5,109,299
Cash Restricted		23,498,455	19,583,818	3,914,637
Rates Outstanding		66,923,569	865,976	66,057,593
Sundry debtors		2,992,038	1,371,049	1,620,989
GST Receivable		300,105	462,126	(162,021)
Accrued income		1,057,713	1,234,319	(176,606)
Inventories		214,022	185,125	28,897
		124,463,372	48,070,585	76,392,787
Less: Current Liabilities				
Trade and other payables		(12,771,390)	(7,069,591)	(5,701,799)
Contract Liabilities		(1,047,977)	(618,403)	(429,574)
Capital grant/contributions liabilities		(4,254,108)	(3,969,512)	(284,596)
Short Term Borrowings		(1,114,453)	(1,668,392)	553,939
Lease liability - Current		(612,621)	(266,528)	(346,093)
Provisions		(6,713,753)	(6,521,682)	(192,071)
		(26,514,302)	(20,114,109)	(6,400,193)
Unadjusted Net Current Assets		**97,949,070**	**27,956,476**	**69,992,594**
Adjustments and exclusions permitted by FM Reg 32				
Add: Loan Repayments (Current)		1,114,453	1,294,458	(180,005)
Added: Current portion of loan - associated funded		-	373,935	(373,935)
Add: Lease Liability (Current)		612,621	266,528	346,093
Less: Cash - Reserves - Restricted		(23,498,455)	(19,583,818)	(3,914,637)
Less: Non current contract liability		(724,421)	(724,421)	-
Adjusted Net Current Assets		**75,453,267**	**9,583,158**	**65,870,110**

SIGNIFICANT ACCOUNTING POLICIES
Please see Information attachment on significant accounting polices relating to Net Current Assets.

KEY INFORMATION
The amount of the adjusted net current assets at the end of the period represents the actual surplus (or deficit if the figure is a negative) as presented on the Rate Setting Statement.

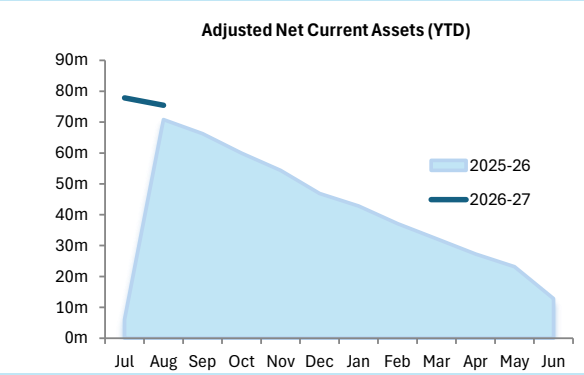

Last Year YTD Surplus(Deficit)
$70.83 M

This Year YTD Surplus(Deficit)
$75.45 M

OFFICIAL: Sensitive

MONTHLY FINANCIAL REPORT
FOR THE PERIOD ENDED 31 AUGUST 2026

CAPITAL ACQUISITIONS SUMMARY
NOTE 3(a)

Capital Acquisitions	Amended Annual Budget	Amended YTD Budget	YTD Actual	YTD Budget Variance
	$	$	$	$
Buildings	4,751,513	205,000	398,442	(193,442)
Infrastructure - Roads	5,106,357	145,535	48,004	97,531
Infrastructure - Drainage	1,938,200	49,455	25,932	23,524
Infrastructure - Paths	1,127,597	30,000	-	30,000
Infrastructure - Parks	3,113,480	70,480	110,359	(39,879)
Infrastructure - Other	5,082,192	140,000	202,458	(62,458)
Furniture and Fittings	35,000	-	32,490	(32,490)
Plant and Equipment	1,429,383	-	82,216	(82,216)
Capital Expenditure Totals	**22,583,722**	**640,470**	**899,900**	**(259,430)**
Capital Acquisitions Funded By:				
Capital grants and contributions	9,868,292	-	191,950	191,950
Contribution - operations	10,983,577	480,470	530,380	49,910
	20,851,869	480,470	722,330	(241,860)
Cash Backed Reserves				
Hilton Park Sports Reserve	511,853	140,000	164,559	24,559
Projects Unexpended Municipal Reserve	720,000	20,000	13,012	(6,988)
Strategic Asset Investment and renewal Resen	500,000			-
	1,731,853	160,000	177,571	(17,571)
Capital Funding Total	**22,583,722**	**640,470**	**899,900**	**259,430**

SIGNIFICANT ACCOUNTING POLICIES

All assets are initially recognised at cost. Cost is determined as the fair value of the assets given as consideration plus costs incidental to the acquisition. For assets acquired at no cost or for nominal consideration, cost is determined as fair value at the date of acquisition. The cost of non-current assets constructed by the local government includes the cost of all materials used in the construction, direct labour on the project and an appropriate proportion of variable and fixed overhead. Certain asset classes may be revalued on a regular basis such that the carrying values are not materially different from fair value. Assets carried at fair value are to be revalued with sufficient regularity to ensure the carrying amount does not differ materially from that determined using fair value at reporting date.

KEY INFORMATION

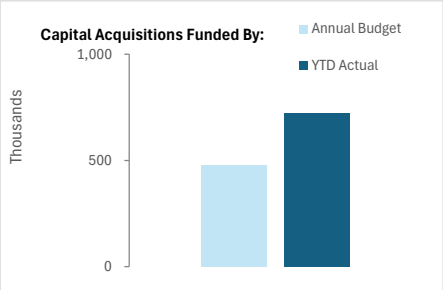

Acquisitions	Annual Budget	YTD Actual	% Spent
	$22.58 M	$.9 M	4%

Capital Grant	Annual Budget	YTD Actual	% Recognised
	$9.87 M	$.19 M	2%

OFFICIAL: Sensitive

MONTHLY FINANCIAL REPORT

FOR THE PERIOD ENDED 31 AUGUST 2026

CAPITAL ACQUISITIONS - PROJECTS
NOTE 3(b)

Capital Expenditure - Level of Completion Indicators

0%
40%
60%
80%
100%
Over 100%

% of Completion			Activity Number	Amended Annual Budget	Amended YTD Budget	YTD Actual	YTD Variance Under/(Over)	Over Budget
				$	$	$	$	$
		City Business Directorate						
		Economy and Events Team						
		Commercial Parking						
NA	NO Budget	P-12041 Program - Ticket machines	300259	-	-	54,069	(54,069)	(54,069)
		Commercial Property Team						
6%		P-12159 Tenancy Fitout	300353	152,513	-	9,596	(9,596)	-
		Infrastructure Directorate						
		Building Maintenance						
93%		P-12241 Program - Furniture and Equipment	300420	35,000	-	32,490	(32,490)	-
0%		Program - Asbestos Removal	300443	250,000	185,000	-	185,000	-
0%		Program - Building Sustainability Initiatives	300448	30,000	-	-	-	-
		Building Projects						
1%		WCC - Levels 1,2&3 Tenancy construction	300299	882,000	-	6,035	(6,035)	-
NA	NO Budget	P-12112 Stevens Reserve - Master Plan Projects	300320	-	-	12,784	(12,784)	(12,784)
NA	NO Budget	P-12184 Design and construct - Arts Centre Creative Hub	300355	-	-	19,474	(19,474)	(19,474)
6%		P-12171 Old Fire Station - Electrical and Fire Works	300373	220,000	20,000	13,012	6,988	-
0%		P-12223 Walyalup Civic Centre - Drainage	300401	300,000	-	-	-	-
NA	NO Budget	P-12262 Walyalup Koort Public Realm	300406	-	-	6,620	(6,620)	(6,620)
1%		P-12240 Program - Buildings	300421	917,000	-	12,385	(12,385)	-
3%		P-12373 Hilton Park Master Plan - Northern Projects	300434	4,762,192	140,000	164,559	(24,559)	-
NA	NO Budget	Fremantle Leisure Centre - Gym Extension	300450	-	-	145,346	(145,346)	(145,346)
0%		P-12471 Fremantle Park - Floodlights	300462	25,000	-	-	-	-
0%		P-12483 Rule St Tunnel Stabilisaton - Planning	300464	150,000	5,000	-	5,000	-
0%		P-12475 South Beach - Dog Beach Facilities	300465	250,000	7,000	-	7,000	-
NA	NO Budget	P-12477 Installation of AV Equipment – Victoria Hall	300467	-	-	168,282	(168,282)	(168,282)
0%		P-12562 Respite Centre	300469	2,100,000	-	-	-	-
		Traffic and Transport Team						
0%		Johannah St / Fremantle Sailing Club - Drainage Works	300435	1,118,200	-	1,440	(1,440)	-
		Construction and Maintenance Teams						
0%		P-12190 Program - Footpaths	300362	1,127,597	30,000	-	30,000	-
6%		P-12213 Road safety - Low-cost urban road safety upgrades	300398	250,000	-	14,408	(14,408)	-
0%		P-12238 Program - Traffic Calming Devices	300412	100,000	-	-	-	-
11%		P-12237 Program - Street Lighting	300413	250,000	-	26,597	(26,597)	-
NA	NO Budget	P-12233 Program - R2R Works 25-26	300417	-	-	19,240	(19,240)	(19,240)
7%		P-12231 Program - Drainage	300419	350,000	44,455	24,492	19,964	-
0%		P12379 Program - Black Spot Works 25-26	300430	500,000	-	-	-	-
NA	NO Budget	Douro Road Traffic Calming and Design Program (Construct)	300431	-	-	1,679	(1,679)	(1,679)
0%		Program - Car Parks	300442	150,000	-	-	-	-
0%		Program - Bike Plan	300444	260,000	-	-	-	-
0%		P-12379 Program - Black Spot Works 26-27	300459	587,000	-	-	-	-
1%		P-12234 Program - MRRG Works 26-27	300460	1,713,494	-	12,678	(12,678)	-
0%		P-12233 Program - R2R Works 26-27	300461	945,863	145,535	-	145,535	-
0%		P-12473 Marine Terrace - Carpark 2 Upgrade	300463	70,000	-	-	-	-
0%		South Tce & Douro Rd - Pedestrian Crossing Treatments	300468	600,000	-	-	-	-
		Mechanical Services Team						
2%		P-12189 Program - Plant, Equipment & Vehicles	300361	1,429,383	-	28,147	(28,147)	-
		Facilities and Environmental Management						
NA	NO Budget	P-12218 Town Hall - Design for essential works	300393	-	-	11,528	(11,528)	(11,528)
0%		P-12242 Pioneer Park Public Toilet	300423	200,000	-	-	-	-
		Place and Projects Team						
0%		P-10077 Program-Parks-Infrastructure	300147	20,000	-	-	-	-
0%		P-12227 Program - Irrigation	300410	483,480	63,480	430	63,050	-
14%		P-12226 Program - Playgrounds	300411	715,000	-	102,109	(102,109)	-
1%		Samson park - Seasonal wetland, boardwalks and drainage cons	300437	1,550,000	-	7,820	(7,820)	-
0%		Program - Greening Sumps	300445	20,000	-	-	-	-
0%		Program - Sports Infrastructure	300447	70,000	-	-	-	-
NA	NO Budget	Construct Clontarf Hill Cockitrough Project	300472	-	-	4,682	(4,682)	(4,682)
				22,583,722	**640,470**	**899,900**	**(259,430)**	**(443,704)**

	VARIANCE OVER 26/27 BUDGET	COMMENT (Tolerance level is 10% and $10,000)
Construct Clontarf Hill Cockitrough Project	*(4,682)*	*Grant funded; Budget amendment pending*
P-12477 Installation of AV Equipment – Victoria Hall	*(168,282)*	
P-12184 Design and construct - Arts Centre Creative Hub	*(19,474)*	*FY 25-26 carry forward Budget amendment pending*
Douro Road Traffic Calming and Design Program (Construct)	*(1,679)*	
P-12041 Program - Ticket machines	*(54,069)*	
P-12262 Walyalup Koort Public Realm	*(6,620)*	
Fremantle Leisure Centre - Gym Extension	*(145,346)*	
P-12112 Stevens Reserve - Master Plan Projects	*(12,784)*	
P-12233 Program - R2R Works 25-26	*(19,240)*	
P-12218 Town Hall - Design for essential works	*(11,528)*	

OFFICIAL: Sensitive

MONTHLY FINANCIAL REPORT
FOR THE PERIOD ENDED 31 AUGUST 2026
Works in Progress 2025/26 (LTD) & 2026/27

CAPITAL ACQUISITIONS - WORK IN PROGRESS
NOTE 3(c)

Account No.	Project	Financial Year 2025/26 (LTD)	2026/27 (YTD)	Total
Land				
300457	Construct 7-15 Quarry St Car park	281,507	-	281,507
Buildings				
300218	P-11992 South Beach Changerooms - Design and Construct	254	-	254
300299	WCC - Levels 1,2&3 Tenancy construction	(6,035)	6,035	-
300320	P-12112 Stevens Reserve - Master Plan Projects	13,000	12,784	25,784
300341	Hilton Park - Brad Hardie Changerooms upgrade	15,200	-	15,200
300344	P-11989 Hilton Park Precinct - Design and Construct	42,293	-	42,293
300353	P-12159 Tenancy Fitout	271,985	9,596	281,581
300355	P-12184 Design and construct - Arts Centre Creative Hub	1,134,495	19,474	1,153,970
300373	P-12171 Old Fire Station - Electrical and Fire Works	168,756	13,012	181,768
300393	P-12218 Town Hall - Design for essential works	289,650	11,528	301,178
300421	P-12240 Program - Buildings	598,107	12,385	610,492
300423	P-12242 Pioneer Park Public Toilet	180,963	-	180,963
300443	Program - Asbestos Removal	32,392	-	32,392
300448	Program - Building Sustainability Initiatives	40,510	-	40,510
300450	Fremantle Leisure Centre - Gym Extension	54,236	145,346	199,582
300467	P-12477 Installation of AV Equipment – Victoria Hall	-	168,282	168,282
Furniture and Fittings				-
300420	P-12241 Program - Furniture and Equipment	-	32,490	32,490
Plant and Equipment				
300259	P-12041 Program - Ticket machines	-	54,069	54,069
300361	P-12189 Program - Plant, Equipment & Vehicles	-	28,147	28,147
Infrastructure - Drainage				
300401	P-12223 Walyalup Civic Centre - Drainage	228,607	-	228,607
300419	P-12231 Program - Drainage	164,605	24,492	189,097
300435	Johannah St / Fremantle Sailing Club - Drainage Works	117,065	1,440	118,505
300445	Program - Greening Sumps	20,000	-	20,000
Infrastructure - Roads				
300398	P-12213 Road safety - Low-cost urban road safety upgrades	636,250	14,408	650,658
300404	P-12220 Road safety - Parry / Queen Vic	11,520	-	11,520
300405	P-12219 Road safety - Stevens / Nannine St	73,470	-	73,470
300407	P-12230 Road safety - Douro Road (design)	12,273	-	12,273
300412	P-12238 Program - Traffic Calming Devices	12,950	-	12,950
300416	P-12234 Program - MRRG Works 25-26	1,061,776	-	1,061,776
300417	P-12233 Program - R2R Works 25-26	241,152	19,240	260,392
300430	P12379 Program - Black Spot Works 25-26	11,232	-	11,232
300431	Douro Road Traffic Calming and Design Program (Construct)	266,365	1,679	268,044
300432	Forsyth Rd Widening	22,220	-	22,220
300436	Road safety - Hampton Rd / South St	40,000	-	40,000
300444	Program - Bike Plan	11,416	-	11,416
300460	P-12234 Program - MRRG Works 26-27	-	12,678	12,678
Infrastructure - Parks				
300147	P-10077 Program-Parks-Infrastructure	287	-	287
300197	P11882/P10412 Booyembara Park Golf Course/Community Centre	395,551	-	395,551
300308	P-12078 Nannine Commons - Design and Construct	6,500	-	6,500
300311	P-12136 Install - Parks - Signage	19,242	-	19,242
300410	P-12227 Program - Irrigation	206,706	430	207,136
300411	P-12226 Program - Playgrounds	99,005	102,109	201,114
300437	Samson park - Seasonal wetland, boardwalks and drainage cons	148,424	7,820	156,244
300438	Samson Park - Community Engagement and Concept Design	3,064	-	3,064
300447	Program - Sports Infrastructure	1,300	-	1,300

OFFICIAL: Sensitive

MONTHLY FINANCIAL REPORT
FOR THE PERIOD ENDED 31 AUGUST 2026
Works in Progress 2025/26 (LTD) & 2026/27

CAPITAL ACQUISITIONS - WORK IN PROGRESS
NOTE 3(c)

Account No.	Project	Financial Year 2025/26 (LTD)	2026/27 (YTD)	Total
Infrastructure - Paths				
300362	P-12190 Program - Footpaths	70,625	-	70,625
Infrastructure - Other				
300162	P-11878 Walyalup Koort Public Realm - Public Artwork	62,426	-	62,426
300285	P-12134 Program - Access and Inclusion Infrastructure	42,015	-	42,015
300397	P-12214 Place - South Beach - Additional Parking	54,743	-	54,743
300406	P-12262 Walyalup Koort Public Realm	40,991	6,620	47,611
300413	P-12237 Program - Street Lighting	286,729	26,597	313,326
300418	P-12232 Program - Bus Stops	47,589	-	47,589
300434	P-12373 Hilton Park Master Plan - Northern Projects	219,802	164,559	384,361
300472	Construct Clontarf Hill Cockitrough Project	-	4,682	4,682
Total Work in Progress		**7,753,215**	**899,900**	**8,653,115**

*LTD - Life to Date balance	8,653,115

OFFICIAL: Sensitive

MONTHLY FINANCIAL REPORT
FOR THE PERIOD ENDED 31 AUGUST 2026

BORROWINGS
NOTE 4

Particulars	Interest Rate	Expiry date of Loan	Principal 1-July-2026	Principal Repayment YTD Actual 31-Aug-26	Principal Repayment Amended Budget 30-Jun-27	Principal Balance YTD Actual 31-Aug-26	Principal Balance Amended Budget 30-Jun-27	Interest and Guarantee Fee YTD Actual	Interest and Guarantee Fee YTD Budget
	%		$	$	$	$	$	$	$
Recreation and culture									
301 Leighton Beach Kiosk	3.15	1/07/2026	10,581	10,581	10,581	-	-	-	-
303 Fremantle Boys School	2.86	28/06/2027	84,682	-	79,312	84,682	5,370	459	233
308 Arthur Head - Wall stabilisation	1.62	1/04/2031	260,096	-	50,351	260,096	209,745	995	667
Transport									
300 Road Asset Program	3.15	1/07/2026	24,562	24,562	24,562	-	-	-	-
305 Heavy Vehicles	2.86	28/06/2027	51,281	-	56,651	51,281	(5,370)	328	166
								-	-
Economic services								-	-
307 Civic & Library Building	1.96	28/06/2040	14,795,725	-	928,139	14,795,725	13,867,586	65,722	47,571
Total			**15,226,927**	**35,143**	**1,149,596**	**15,191,784**	**14,077,331**	**67,504**	**48,637**

The above YTD Actual interest is a result of accrual accounting, which requires that accounting transactions be recognized and recorded when they occur, regardless of whether payment has been made at that time has been recognised in accrued method.

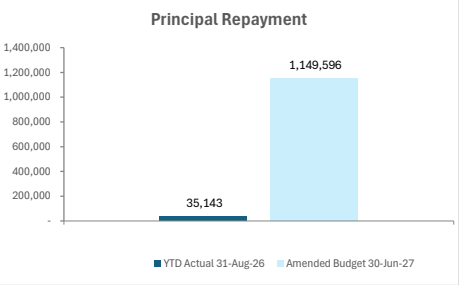

Principal Repayments
$35,143

Interest Earned	Finance Cost
$622,622	$65,352

Reserves Bal	Loans Due
$23.5 M	$15.19 M

OFFICIAL: Sensitive

MONTHLY FINANCIAL REPORT
FOR THE PERIOD ENDED 31 AUGUST 2026

RESERVE FUND BALANCES AND MOVEMENTS SUMMARY
NOTE 5(a)

Reserve Fund	Opening Balance 1-Jul-2026	*Transfer To Muni Fund*	*Transfers From Muni Fund*	*Interest accrued*	Closing Balance 31-Aug-2026
	$	$	$		$
Restricted by legislation/agreement					
Cash-in-lieu of public open space reserve					
Public Open Space - Swan Hardware	**31,552**	-	-	217	**31,770**
Public Open Space -Lot 507 Jean Street, Beaconsfield	**166,864**	-	-	1,203	**168,066**
Public Open Space - Christian Brothers	**154,636**	-	-	1,064	**155,700**
Public Open Space - Lot 502 Lefroy	**72,257**	-	-	497	**72,754**
Public Open Space - Knutsford Blinco	**470,461**	-	-	3,059	**473,520**
Payment in lieu of parking reserve					
68 Marine Tce	**12,798**	-	-	93	**12,891**
25 Cantonment street	**171,886**	-	-	1,255	**173,142**
Cliff Street/High Street/Mount Street	**315,869**	-	-	2,307	**318,176**
Developer contributions reserve					
Developer contribution for Road Safety - McCabe Street	**108,838**	-	-	751	**109,589**
Developer contribution for Improved Pedestrian - McCabe Street	**40,099**	-	-	292	**40,391**
Developer contribution for public Art	**110,564**	-	-	705	**111,269**
Developer Contribution -Trees	**5,223**	-	-	38	**5,261**
Leighton Precinct Maintenance Reserve	**412,003**	(4,550)	123,523	2,989	**533,965**
White Gum Valley Precinct Community Bore Reserve	**41,874**	-	8,804	366	**51,043**
Service charge reserve - South Fremantle Targeted Underground Power	**1,853,857**	-	1,813,883	16,666	**3,684,405**
Restricted by council					
Cantonment Hill Master Plan Reserve	**117,868**	-	-	-	**117,868**
Community Care Programs Reserve (Previously HACC)	**6,386**	-	-	-	**6,386**
Fremantle Markets Conservation Reserve	**70,132**	-	-	-	**70,132**
Fremantle Oval Reserve	**667,941**	-	-	-	**667,941**
Hilton Park Sports Reserve	**3,304,293**	(164,559)	500,000	-	**3,639,734**
Investment Fund Reserve	**3,700,722**	-	-	-	**3,700,722**
Leisure Centre Upgrade Reserve	**473,337**	-	-	-	**473,337**
Parking Dividend Equalisation Reserve	**4,693,690**	-	-	-	**4,693,690**
Parks Recreation and Facilities Reserve	**97,771**	-	-	-	**97,771**
Sustainability Investment Reserve	**180,273**	-	-	-	**180,273**
Projects Unexpended Municipal Reserve	**2,721,670**	(13,012)	-	-	**2,708,658**
Strategic Asset Investment and renewal Reserve	-	-	1,200,000	-	**1,200,000**
Total	**20,002,864**	**(182,121)**	**3,646,210**	**31,503**	**23,498,455**

OFFICIAL: Sensitive

RESERVE FUND BALANCES AND MOVEMENTS DETAIL

MONTHLY FINANCIAL REPORT

FOR THE PERIOD ENDED 31 AUGUST 2026

Cash Backed Reserves	Adopted Budget 26/27	Amended Budget 26/27	YTD Actual
	$	$	$
Cantonment Hill Master Plan Reserve			
Reserve Purpose:			
To fund capital works at Cantonment Hill in accordance with the Cantonment Hill Master Plan.			
Source of Income:			
Transfer from the Investment Reserve as approved by Council. Transfer from Municipal Fund amounts determined by Council through the annual budget and budget review.			
Opening Balance	**117,868**	**117,868**	**117,868**
Transfer to Reserves	-	-	-
Transfer from Reserves	(50,000)	(50,000)	-
201009 - P-12558 Cantonment Hill Implementation Plan	*(50,000)*	*(50,000)*	-
Closing Balance	**67,868**	**67,868**	**117,868**
Public Open Spaces Reserves			
Reserve Purpose:			
To hold any monies received as contribution for cash in lieu of public open space.			
Source of Income:			
Transferred from Trust Fund (no longer required to be held in Trust)			
Opening Balance	**868,954**	**895,770**	**895,770**
Transfer to Reserves	30,798	30,798	6,040
CIL POS - Swan Hardware	*1,076*	*1,076*	217
CIL POS -Lot 507 Jean Street, Beaconsfield	*6,342*	*6,342*	1,203
CIL POS - Christian Brothers	*5,273*	*5,273*	1,064
CIL POS - Lot 502 Lefroy	*2,464*	*2,464*	497
CIL POS - Knutsford Blinco	*15,643*	*15,643*	3,059
Transfer from Reserves			-
Closing Balance	**899,752**	**926,568**	**901,810**
Payment in lieu of parking reserve			
Reserve Purpose:			
To hold funds paid in lieu of a parking condition under section 2.77I of the Planning and Development (Local Planning Schemes) Regulations 2015.			
Source of Income:			
Contributions received from developers in lieu of providing on-site parking bays in accordance with planning scheme requirements, together with interest earned on the reserve balance.			
Opening Balance	**-**	**500,553**	**500,553**
Transfer to Reserves	-	-	3,656
68 Marine Tce	-	-	93
25 Cantonment street	-	-	1,255
Cliff Street/High Street/Mount Street	-	-	2,307
Transfer from Reserves	-	-	-
Closing Balance	**-**	**500,553**	**504,209**

OFFICIAL: Sensitive

RESERVE FUND BALANCES AND MOVEMENTS DETAIL

MONTHLY FINANCIAL REPORT

FOR THE PERIOD ENDED 31 AUGUST 2026

Cash Backed Reserves	Adopted Budget 26/27	Amended Budget 26/27	YTD Actual
	$	$	$
Developer contributions reserve			
Reserve Purpose:			
To hold the developer contributions paid to the City as required by State Planning Policy 3.6 Infrastructure contributions or other relevant agreement. The funds will be used as specified in the developer contribution plan or agreement.			
Source of Income:			
Contributions received from developers in accordance with the applicable Development Contribution Plan, Local Planning Scheme, development approval conditions, or other statutory planning requirements, together with interest earned on the reserve balance.			
Opening Balance	-	264,724	264,724
Developer contribution for Road Safety - McCabe Street			
Transfer to Reserves	3,960	3,960	1,786
Developer contribution for Road Safety - McCabe Street	3,960	3,960	751
Developer contribution for Improved Pedestrian - McCabe Street	-	-	292
Developer contribution for public Art	-	-	705
Developer contribution -Trees	-	-	38
Transfer from Reserves			
Closing Balance	**3,960**	**268,684**	**266,510**
Community Care Programs Reserve (Previous HACC Asset Replacement Reserve)			
Reserve Purpose:			
To fund Community Care Programs.			
Source of Income:			
Transfer from final balance held in old HACC Asset Replacement Reserve at end of 17/18 financial year.			
Opening Balance	**6,386**	**6,386**	**6,386**
Transfer to Reserves	-	-	-
Transfer from Reserves	-	-	-
Closing Balance	**6,386**	**6,386**	**6,386**
Fremantle Markets Conservation Reserve			
Reserve Purpose:			
To fund conservation works to the Fremantle Markets.			
Source of Income:			
Contribution by lessee on signing of new lease in June 2008. Increase of rent derived from the premises for the first ten years of the			
Opening Balance	**70,132**	**70,132**	**70,132**
Transfer to Reserves	-	-	-
Transfer from Reserves	-	-	-
Closing Balance	**70,132**	**70,132**	**70,132**
Fremantle Oval Reserve			
Reserve Purpose:			
To fund capital and business planning costs associated with the redevelopment of the Fremantle Oval precinct.			
Source of Income:			
Transfer from Former Stan Reilly Property Site Redevelopment Reserve as approved by Council. Transfer from Municipal Fund amounts determined by Council through the annual budget, budget review and budget amendments.			
Opening Balance	**640,708**	**667,941**	**667,941**
Transfer to Reserves	-	-	-
Transfer from Reserves	(175,708)	(175,708)	-
200889 P-12425 Fremantle Oval Redevelopment Planning	*(175,708)*	*(175,708)*	-
Closing Balance	**465,000**	**492,233**	**667,941**

OFFICIAL: Sensitive

RESERVE FUND BALANCES AND MOVEMENTS DETAIL

MONTHLY FINANCIAL REPORT

FOR THE PERIOD ENDED 31 AUGUST 2026

Cash Backed Reserves	Adopted Budget 26/27	Amended Budget 26/27	YTD Actual
	$	$	$
Hilton Park Sports Reserve			
Reserve Purpose:			
To fund sporting, infrastructure and facility improvements in and around Hilton Park Sports Reserve.			
Source of Income:			
Transfer from Municipal Fund amount determined by Council through the annual budget and budget review.			
Opening Balance	**3,220,363**	**3,304,293**	**3,304,293**
Transfer to Reserves	500,000	500,000	500,000
Transfer from Reserves	(511,853)	(511,853)	*(164,559)*
300434 - P-12373 Hilton Park Master Plan - Northern Projects	*(511,853)*	*(511,853)*	*(164,559)*
Closing Balance	**3,208,510**	**3,292,440**	**3,639,734**
Investment Fund Reserve			
Reserve Purpose:			
To realise and make investments in income producing assets. A specified list of investment properties forms part of the investments. Funds will not be withdrawn from the reserve to subsidise operating or recurrent expenditure, nor shall funds be withdrawn for the purpose of providing community facilities that do not provide a commercial rate of return, unless specifically decided otherwise by the Council.			
Source of Income:			
Net proceeds of sale of nominated freehold properties, unless otherwise resolved by Council. Net proceeds from sale of miscellaneous parcels of land, unless otherwise resolved by Council. Transfer from municipal fund of principal repayment equivalent for Loan 189 (Queensgate) that was paid out in January 2006 using funds from the Investment Reserve. Net proceeds from the winding up of the City of Fremantle Trust Fund as per the City of Fremantle and Town of East Fremantle Trust Funds (Amendment and Expiry) Bill 2013.			
Opening Balance	**3,677,961**	**3,700,813**	**3,700,813**
Transfer to Reserves	-	-	-
Transfer from Reserves	-	-	-
Closing Balance	**3,677,961**	**3,700,813**	**3,700,813**
Leighton Precinct Maintenance Reserve			
Reserve Purpose:			
To hold any specified area rate income raised during the financial year that were unspent at 30 June in relation to Leighton Precinct maintenance. To fund the above normal costs associated with maintaining the higher standard of the landscaping of the Leighton residential area.			
Source of Income:			
Revenue raised from a specified area rates that was unspent at the end of the financial year.			
Opening Balance	**313,396**	**411,913**	**411,913**
Transfer to Reserves	136,059	136,059	*126,512*
100913 - Maintain Landscape - Leighton Precinct SAR	*123,523*	*123,523*	*123,523*
Transfer to Reserves (Interest Accrued)	*12,536*	*12,536*	*2,989*
Transfer from Reserves	(62,000)	(62,000)	*(4,550)*
100913 - Maintain Landscape - Leighton Precinct SAR	*(62,000)*	*(62,000)*	*(4,550)*
Closing Balance	**387,455**	**485,972**	**533,875**

OFFICIAL: Sensitive

RESERVE FUND BALANCES AND MOVEMENTS DETAIL

MONTHLY FINANCIAL REPORT

FOR THE PERIOD ENDED 31 AUGUST 2026

Cash Backed Reserves	Adopted Budget 26/27	Amended Budget 26/27	YTD Actual
	$	$	$
Leisure Centre Upgrade Reserve			
Reserve Purpose:			
To provide funds for major upgrading and refurbishment works at the Fremantle Leisure Centre.			
Source of Income:			
Transfer from the Investment Reserve as approved by Council. Transfer from Municipal Fund amounts determined by Council through the annual budget and budget review.			
Opening Balance	**473,337**	**473,337**	**473,337**
Transfer to Reserves	-	-	-
Transfer from Reserves	-	-	-
Closing Balance	**473,337**	**473,337**	**473,337**
Parking Dividend Equalisation Reserve			
Reserve Purpose:			
To provide a smoothing out of revenue contributions to municipal operations from commercial parking activities. That is to be achieved as follows (a) by transferring net profits in excess of budget to the reserve and (b) if required, when there is a material (i.e. plus 1%) net loss, transferring funds from the reserve to municipal fund to compensate the loss. Fund commercial parking capital equipment and facilities or parking infringement capital equipment and facilities to the extent the funds available in the reserve exceed 2.5% of budgeted gross parking revenue. Provide temporary funding to the City for its initial contribution to the Hilton Underground Power project. This funding will be returned to the Reserve annually via a service levy on residential consumers within the Hilton Underground Power project.			
Source of Income:			
Transfer from the Municipal Fund (a) net profit on commercial parking operations exceeding a set figure in the budget. Note: Net profit is calculated including depreciation and allocated support service costs but excludes capital. and/or (b) Transfer from the Municipal Fund amounts determined by Council through the annual budget or budget review in relation to parking operations. Transfer from Municipal Fund amounts determined by Council through the annual budget or budget review in relation to parking infringement operations. Net proceeds from sale of parking facilities as determined by Council through the annual budget or budget review.			
Opening Balance	**3,813,048**	**4,693,690**	**4,693,690**
Transfer to Reserves	-	-	-
Transfer from Reserves	-	-	-
Closing Balance	**3,813,048**	**4,693,690**	**4,693,690**
Parks Recreation and Facilities Reserve			
Reserve Purpose:			
To fund improvements within the South Fremantle Tip Site Reserve. To Finance improvements within the Kings Square Reserve. To Finance tourism projects within the City. To finance facilities for sporting clubs on a self supporting loan basis in accordance with Council guidelines for such advances to clubs. To Finance improvements within the Port and Leighton Beach Reserve. To finance capital works and improvements at Fremantle Oval. To Finance improvements or major refurbishments to other parks and recreation facilities within the municipality.			
Source of Income:			
Municipal Fund contribution as approved by Council in the annual budget.			
Opening Balance	**97,771**	**97,771**	**97,771**
Transfer to Reserves	-	-	-
Transfer from Reserves	-	-	-
Closing Balance	**97,771**	**97,771**	**97,771**

OFFICIAL: Sensitive

RESERVE FUND BALANCES AND MOVEMENTS DETAIL

MONTHLY FINANCIAL REPORT

FOR THE PERIOD ENDED 31 AUGUST 2026

Cash Backed Reserves	Adopted Budget 26/27	Amended Budget 26/27	YTD Actual
	$	$	$
Projects Unexpended Municipal Reserve			
Reserve Purpose:			
To hold municipal funding for uncompleted or deferred projects, that will be completed and expended in ensuing financial years.			
Source of Income:			
Municipal Fund unexpended as approved by Council in the annual budget or budget. review.			
Opening Balance	**2,700,000**	**2,721,670**	**2,721,670**
Transfer to Reserves	-	-	-
Transfer from Reserves	*(720,000)*	*(720,000)*	*(13,012)*
300401 P-12223 Walyalup Civic Centre - Drainage	*(300,000)*	*(300,000)*	-
300373 P-12171 Install - Old Fire Station - Electrical and fire sys	*(220,000)*	*(220,000)*	*(13,012)*
300423 P-12242 Pioneer Park Public Toilet	*(200,000)*	*(200,000)*	-
Closing Balance	**1,980,000.00**	**2,001,670**	**2,708,658**
Service charge reserve - South Fremantle Targeted Underground Power			
Reserve Purpose:			
To fund the delivery of the South Fremantle Targeted Underground Power Project being delivered by Western Power.			
Source of Income:			
Transfer from Municipal Fund amounts determined by Council through the annual budget and budget review.			
Opening Balance	**1,835,000**	**1,853,857**	**1,853,857**
Transfer to Reserves	1,855,000	1,855,000	1,830,549
200845 - South Fremantle Targeted Underground Power	*1,795,000*	*1,795,000*	1,813,883
200845 - South Fremantle Targeted Underground Power - Interest accrued	*60,000*	*60,000*	16,666
Transfer from Reserves	-	-	-
Closing Balance	**3,690,000**	**3,708,857**	**3,684,406**
Sustainability Investment Reserve			
Reserve Purpose:			
To purchase sufficient carbon offsets to maintain the City's carbon neutral status. Remaining funds will then be used to invest in projects that promote positive renewable energy outcomes . If no renewable energy projects can be identified, the fund will accumulate that year's contribution.			
Source of Income:			
Transfer from Municipal Fund amounts determined by Council through the annual budget and budget review.			
Opening Balance	**178,000**	**180,273**	**180,273**
Transfer to Reserves	-	-	-
Transfer from Reserves	-	-	-
Closing Balance	**178,000**	**180,273**	**180,273**

OFFICIAL: Sensitive

RESERVE FUND BALANCES AND MOVEMENTS DETAIL

MONTHLY FINANCIAL REPORT

FOR THE PERIOD ENDED 31 AUGUST 2026

Cash Backed Reserves	Adopted Budget 26/27	Amended Budget 26/27	YTD Actual
	$	$	$
White Gum Valley Precinct Community Bore Reserve			
Reserve Purpose:			
To fund the associated costs required to maintain the community bore within the WGV development.			
Source of Income:			
Revenue raised from a service charge that was unspent at the end of the financial year.			
Opening Balance	**40,142**	**41,874**	**41,874**
Transfer to Reserves	10,410	10,410	9,170
100738 - Service charge - Use of community bore	*8,804*	*8,804*	*8,804*
Transfer to Reserves (Interest Accrued)	*1,606*	*1,606*	*366*
Transfer from Reserves	(4,500)	(4,500)	-
100738 - Service charge - Use of community bore	*(4,500)*	*(4,500)*	-
Closing Balance	**46,052**	**47,784**	**51,044**
Strategic Asset Investment & Renewal Reserve			
Reserve Purpose:			
To fund the associated costs required to maintain the Respite Centre			
Source of Income:			
Revenue raised from a service charge that was unspent at the end of the financial year.			
Opening Balance	-	-	-
Transfer to Reserves	1,200,000	1,200,000	*1,200,000*
Strategic Asset Investment and Renewal Allocation	*1,200,000*	*1,200,000*	*1,200,000*
Transfer from Reserves	(500,000)	(500,000)	-
300469 - Respite Centre	*(500,000)*	*(500,000)*	-
Closing Balance	**700,000**	**700,000**	**1,200,000**
Summary			
Opening Balance	**18,053,066**	**20,002,865**	**20,002,865**
Transfer to Reserves	3,736,227	3,736,227	*3,677,713*
Transfer from Reserves	(2,024,061)	(2,024,061)	*(182,121)*
Closing Balance	**19,765,232**	**21,715,031**	**23,498,457**

OFFICIAL: Sensitive

MONTHLY FINANCIAL REPORT **TRUST FUND**

FOR THE PERIOD ENDED 31 AUGUST 2026 **NOTE 6**

Funds held at balance date over which the City has no control and which are not included in this statement are as follows:

Description	Opening Balance 1-Jul-2026	Amount Received	Amount Paid	Closing Balance 31 Aug 2026
	$	$	$	$
Cash In Lieu of Public Open Space				
37 Strang Street subdivision	85,673	-	-	85,673
Bequests				
Gwenth Ewens	27,135	1,613	-	28,747
John Francis Boyd	2,700	-	-	2,700
Victor Felstead	41,985	-	-	41,985
Unclaimed Funds - Debtors	4,441	-	-	4,441
Miscellaneous	7,310	-	-	7,310
Trust Interest	8,039	-	-	8,039
	177,282	**1,613**	**-**	**178,895**

NOTES TO THE STATEMENT OF FINANCIAL ACTIVITY OFFICIAL

FOR THE PERIOD ENDED 31 AUGUST 2026

OPERATING ACTIVITIES
NOTE 7
RECEIVABLES

Receivables - General	**Current**	**30 Days**	**60 Days**	**90+ Days**	**Total**
	$	**$**	**$**	**$**	**$**
Debtors	**70%**	**7%**	**6%**	**17%**	**100%**
CEO Marketing & Economic Development	-	-	-	2,423.00	2,423
Community Development	- 22,085.50	-	-	21.50	(22,064)
Commercial Properties	338,820.29	50,127.68	20,108.68	109,012.63	518,069
Commercial Waste	-	-	-	5,908.47	5,908
Corporate Services	99,487.08	-	335.45	4,278.34	104,101
Fremantle Arts Centre	45,561.00	-	-	1,082.49	46,643
Fremantle Leisure Centre	452.00	-	-	-	452
Hall/Reserve Hire	420.00	-	-	1,494.50	1,915
Miscellaneous Debtor	-	-	- 6.92	- 1,088.64	(1,096)
Parking	21,410.40	-	90.50	90.50	21,591
Samson Recreation Centre	300.00	-	-	-	300
Technical Services	22,800.00	-	22,427.90	-	45,228
Total	507,165	50,128	42,956	123,223	723,471
Less: **Provision for Doubtful Debt**	(72,029)				(72,029)
Add: **Prepayments**	1,874,401				1,874,401
Contract Asset	466,194				466,194
TOTAL Sundry Debtors					**2,992,038**
Balance per Trial Balance					
Sundry debtors	2,992,038				2,992,038
GST receivable	295,842				295,842
Total Receivables General Outstanding					**3,287,880**

Amounts shown above include GST (where applicable)

SIGNIFICANT ACCOUNTING POLICIES

Receivables expected to be collected within 12 months of the end of the reporting period are classified as current assets. All other receivables are classified as non-current assets. Collectability of trade and other receivables is reviewed on an ongoing basis. Debts that are known to be uncollectible are written off when identified. An allowance for doubtful debts is raised when there is objective evidence that they will not be collectible.

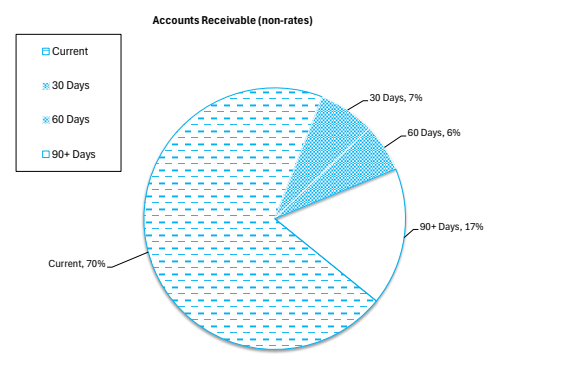

Receivables - Debtors
723,471

Over 30 Days
29.90%

Over 90 Days
17.03%

OFFICIAL

NOTES TO THE STATEMENT OF FINANCIAL ACTIVITY

FOR THE PERIOD ENDED 31 AUGUST 2026

OPERATING ACTIVITIES
NOTE 8
RATE REVENUE

General Rates and Minimums	Adopted Original Budget						YTD Actual		
	Rate in	Number of Properties	Rateable Value	Rate Revenue	Interim Rate	Total Revenue	Rate Revenue	Interim Rates	Total Revenue
RATE TYPE	$			$	$	$	$	$	$
Differential General Rate									
Residential Improved	0.071562	10,004	397,688,471	28,459,382	-	28,459,382	28,497,180	18,474	28,515,654
Commercial & Industrial General	0.109900	1,508	188,771,919	20,746,034	150,000	20,896,034	20,746,028	70,577	20,816,605
City Centre Commercial	0.109900	343	90,161,433	9,908,741	-	9,908,741	9,908,741	126,619	10,035,360
Residential Unhosted Short Term Accommodation	0.140000	351	10,718,927	1,500,650	-	1,500,650	1,413,773	(20,020)	1,393,753
Vacant Residential Land	0.143053	133	4,544,550	650,112	-	650,112	650,111	(5,527)	644,584
Vacant Commercial & Industrial	0.143053	35	2,766,425	395,745	-	395,745	395,745	-	395,745
Minimum Rates	**Minimum $**								
Residential Improved	1925	4,152	97,255,860	7,992,600	-	7,992,600	8,000,300		8,000,300
Commercial & Industrial General	1925	286	3,860,036	550,550	-	550,550	550,550		550,550
City Centre Commercial	1925	81	972,071	155,925	-	155,925	155,925		155,925
Residential Unhosted Short Term Accommodation	1925	-	-	-	-	-			-
Vacant Residential Land	1925	79	825,690	152,075	-	152,075	152,075		152,075
Vacant Commercial & Industrial	1925	12	95,250	23,100	-	23,100	23,100		23,100
Total General Rates and Minimums		**16,984**	**797,660,632**	**70,534,914**	**150,000**	**70,684,914**	**70,493,528**	**190,123**	**70,683,651**
Concession				(211,872)	-	(211,872)	(205,695)	-	(205,695)
				70,323,042	**150,000**	**70,473,042**	**70,287,833**	**190,123**	**70,477,956**
Specified Area Rates									
CBD Security Levy	0.001605	1,073	109,055,711	175,051	-	175,051	175,051	1,554	176,605
Leighton Maintenance	0.006945	382	17,786,860	123,523	-	123,523	123,523		123,523
Total Specified Area Rates				**298,574**	**-**	**298,574**	**298,573**	**1,554**	**300,127**
Total General Rates, Minimums and Specified Area Rates						**70,771,616**	**(1,585)**		**70,778,083**

Receivables - Rates	30 Jun 26	31 Aug 26
	$	$
Opening Arrears Previous Years	865,976	1,448,965
Levied this year		
Rates	66,845,252	70,778,083
ESL	9,733,057	8,881,664
Other	2,016,468	1,991,623
Less Collections to date	(78,011,789)	(16,176,767)
Net Rates Collectable	**1,448,965**	**66,923,569**
% Collected	98.18%	19.47%

KEY INFORMATION

General Rates and Minimums		
Budget	YTD Actual	%
$70.47 M	$70.48 M	100.01%

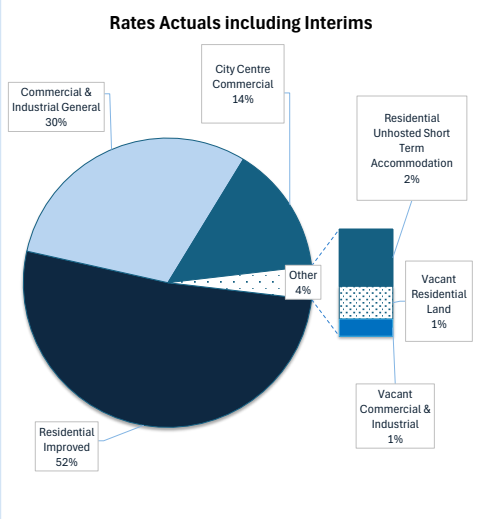

KEY INFORMATION

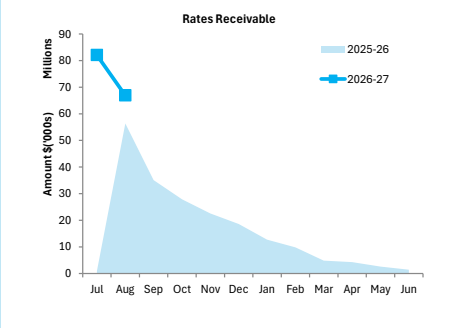

MONTHLY FINANCIAL REPORT
FOR THE PERIOD ENDED 31 AUGUST 2026

INFORMATION

PREPARATION TIMING AND REVIEW

Prepared by: Financial Accountant
Reviewed by: Financial Accounting Team Leader

BASIS OF PREPARATION

REPORT PURPOSE
This report is prepared to meet the requirements of Local Government (Financial Management) Regulations 1996, Regulation 34 . Note: The Statements and accompanying notes are prepared based on all transactions recorded at the time of preparation and may vary due to transactions being processed for the reporting period after the date of preparation.

BASIS OF ACCOUNTING
This statement comprises a special purpose financial report which has been prepared in accordance with Australian Accounting Standards (as they apply to local governments and not-for-profit entities), Australian Accounting Interpretations, other authoritative pronouncements of the Australian Accounting Standards Board, the Local Government Act 1995 and accompanying regulations. Material accounting policies which have been adopted in the preparation of this statement are presented below and have been consistently applied unless stated otherwise. Except for cash flow and rate setting information, the report has also been prepared on the accrual basis and is based on historical costs, modified, where applicable, by the measurement at fair value of selected non-current assets, financial assets and liabilities.

THE LOCAL GOVERNMENT REPORTING ENTITY
All Funds through which the Council controls resources to carry on its functions have been included in this statement. In the process of reporting on the local government as a single unit, all transactions and balances between those funds (for example, loans and transfers between Funds) have been eliminated. All monies held in the Trust Fund are excluded from the statement, but a separate statement of those monies appears at Note 6.

SIGNIFICANT ACCOUNTING POLICES

GOODS AND SERVICES TAX
Revenues, expenses and assets are recognised net of the amount of GST, except where the amount of GST incurred is not recoverable from the Australian Taxation Office (ATO). Receivables and payables are stated inclusive of GST receivable or payable. The net amount of GST recoverable from, or payable to, the ATO is included with receivables or payables in the statement of financial position. Cash flows are presented on a gross basis. The GST components of cash flows arising from investing or financing activities which are recoverable from, or payable to, the ATO are presented as operating cash flows.

CRITICAL ACCOUNTING ESTIMATES
The preparation of a financial report in conformity with Australian Accounting Standards requires management to make judgements, estimates and assumptions that effect the application of policies and reported amounts of assets and liabilities, income and expenses. The estimates and associated assumptions are based on historical experience and various other factors that are believed to be reasonable under the circumstances; the results of which form the basis of making the judgements about carrying values of assets and liabilities that are not readily apparent from other sources. Actual results may differ from these estimates.

ROUNDING OFF FIGURES
All figures shown in this statement are rounded to the nearest dollar.

KEY TERMS AND DESCRIPTIONS

FOR THE PERIOD ENDED 31 AUGUST 2026

STATUTORY REPORTING PROGRAMS

City operations as disclosed in these financial statements encompass the following service orientated activities/programs.

PROGRAM NAME	OBJECTIVE	ACTIVITIES
GOVERNANCE	To provide a decision making process for the efficient allocation of scarce resources.	Includes the activities of members of council and the administrative support available to the council for the provision of governance of the district. Other costs relate to the task of assisting elected members and ratepayers on matters which do not concern specific council services.
GENERAL PURPOSE FUNDING	To collect revenue to allow for the provision of services.	Rates, general purpose government grants and interest revenue.
LAW, ORDER, PUBLIC SAFETY	To provide services to help ensure a safer and environmentally conscious community.	Supervision and enforcement of various local laws relating to fire prevention, animal control and other aspects of public safety including emergency services.
HEALTH EDUCATION AND WELFARE	To provide an operational framework To provide services to disadvantaged persons, the elderly, children and youth.	Inspection of food outlets and their control, provision of Maintenance of child minding centre, playgroup centre, senior citizen centre and aged care centre. Provision and maintenance of home and community care programs and youth services.
HOUSING	To provide and maintain elderly residents housing.	Provision and maintenance of elderly residents housing.
COMMUNITY AMENITIES	To provide services required by the community.	Rubbish collection services, operation of rubbish disposal sites, litter control, construction and maintenance of urban storm water drains, protection of the environment and administration of town planning schemes, cemetery and public conveniences.
RECREATION AND CULTURE	To establish and effectively manage infrastructure and resource which will help the social well being of the community.	Maintenance of public halls, civic centres, aquatic centre, beaches, recreation centres and various sporting facilities. Provision and maintenance of parks, gardens and playgrounds. Operation of library, museum and other cultural facilities.
TRANSPORT ECONOMIC SERVICES	To provide safe, effective and To help promote the City and its economic wellbeing.	Construction and maintenance of roads, streets, footpaths, Tourism and area promotion including the maintenance and operation of a caravan park. Provision of rural services including weed control, vermin control and standpipes. Building Control.
OTHER PROPERTY AND SERVICES	To monitor and control City overheads operating accounts.	Private works operation, plant repair and operation costs and engineering operation costs.

KEY TERMS AND DESCRIPTIONS
FOR THE PERIOD ENDED 31 AUGUST 2026

NATURE OR TYPE DESCRIPTIONS

REVENUE

RATES
All rates levied under the Local Government Act 1995. Includes general, differential, specific area rates, minimum rates, interim rates, back rates, ex-gratia rates, less discounts offered. Exclude administration fees, interest on instalments, interest on arrears and service charges.

GRANTS, SUBSIDIES AND CONTRIBUTIONS
Refer to all amounts received as grants, subsidies and contributions that are not non-operating grants.

NON-OPERATING GRANTS, SUBSIDIES AND CONTRIBUTIONS
Amounts received specifically for the acquisition, construction of new or the upgrading of non-current assets paid to a local government, irrespective of whether these amounts are received as capital grants, subsidies, contributions or donations.

PROFIT ON ASSET DISPOSAL
Profit on the disposal of assets including gains on the disposal of long term investments. Losses are disclosed under the expenditure classifications.

FEES AND CHARGEES
Revenues (other than service charges) from the use of facilities and charges made for local government services, sewerage rates, rentals, hire charges, fee for service, photocopying charges, licences, sale of goods or information, fines, penalties and administration fees. Local governments may wish to disclose more detail such as rubbish collection fees, rental of property, fines and penalties, other fees and charges.

SERVICE CHARGES
Service charges imposed under Division 6 of Part 6 of the Local Government Act 1995. Regulation 54 of the Local Government (Financial Management) Regulations 1996 identifies these as television and radio broadcasting, underground electricity and neighbourhood surveillance services. Exclude rubbish removal charges. Interest and other items of a similar nature received from bank and investment accounts, interest on rate instalments, interest on rate arrears and interest on debtors.

INTEREST EARNINGS
Interest and other items of a similar nature received from bank and investment accounts, interest on rate instalments, interest on rate arrears and interest on debtors.

OTHER REVENUE / INCOME
Other revenue, which can not be classified under the above headings, includes dividends, discounts, rebates etc.

EXPENSES

EMPLOYEE COSTS
All costs associate with the employment of person such as salaries, wages, allowances, benefits such as vehicle and housing, superannuation, employment expenses, removal expenses, relocation expenses, worker's compensation insurance, training costs, conferences, safety expenses, medical examinations, fringe benefit tax, etc.

MATERIALS AND CONTRACTS
All expenditures on materials, supplies and contracts not classified under other headings. These include supply of goods and materials, legal expenses, consultancy, maintenance agreements, communication expenses, advertising expenses, membership, periodicals, publications, hire expenses, rental, leases, postage and freight etc. Local governments may wish to disclose more detail such as contract services, consultancy, information technology, rental or lease expenditures.

UTILITIES (GAS, ELECTRICITY, WATER, ETC.)
Expenditures made to the respective agencies for the provision of power, gas or water. Exclude expenditures incurred for the reinstatement of roadwork on behalf of these agencies.

INSURANCE
All insurance other than worker's compensation and health benefit insurance included as a cost of employment.

LOSS ON ASSET DISPOSAL
Loss on the disposal of fixed assets.

DEPRECIATION ON NON-CURRENT ASSETS
Depreciation expense raised on all classes of assets.

FINANCE COST
Interest and other costs of finance paid, including costs of finance for loan debentures, overdraft accommodation and refinancing expenses.

OTHER EXPENDITURE
Statutory fees, taxes, provision for bad debts, member's fees or State taxes. Donations and subsidies made to community groups.

NOTES TO THE STATEMENT OF FINANCIAL ACTIVITY

FOR THE PERIOD ENDED 31 AUGUST 2026

INFORMATION
NET CURRENT ASSETS

SIGNIFICANT ACCOUNTING POLICIES

CURRENT AND NON-CURRENT CLASSIFICATION

In the determination of whether an asset or liability is current or non-current, consideration is given to the time when each asset or liability is expected to be settled. The asset or liability is classified as current if it is expected to be settled within the next 12 months, being the Council's operational cycle. In the case of liabilities where Council does not have the unconditional right to defer settlement beyond 12 months, such as vested long service leave, the liability is classified as current even if not expected to be settled within the next 12 months. Inventories held for trading are classified as current even if not expected to be realised in the next 12 months except for land held for resale where it is held as non current based on Council's intentions to release for sale.

EMPLOYEE BENEFITS

The provisions for employee benefits relates to amounts expected to be paid for long service leave, annual leave, wages and salaries and are calculated as follows:

(i) Wages, Salaries, Annual Leave and Long Service Leave *(Short-term Benefits)*

The provision for employees' benefits to wages, salaries, annual leave and long service leave expected to be settled within 12 months represents the amount the City has a present obligation to pay resulting from employees services provided to balance date. The provision has been calculated at nominal amounts based on remuneration rates the City expects to pay and includes related on-costs.

(ii) Annual Leave and Long Service Leave (Long-term Benefits)

The liability for long service leave is recognised in the provision for employee benefits and measured as the present value of expected future payments to be made in respect of services provided by employees up to the reporting date using the project unit credit method. Consideration is given to expected future wage and salary levels, experience of employee departures and periods of service. Expected future payments are discounted using market yields at the reporting date on national government bonds with terms to maturity and currency that match as closely as possible, the estimated future cash outflows. Where the City does not have the unconditional right to defer settlement beyond 12 months, the liability is recognised as a current liability.

PROVISIONS

Provisions are recognised when: The council has a present legal or constructive obligation as a result of past events; it is more likely than not that an outflow of resources will be required to settle the obligation; and the amount has been reliably estimated. Provisions are not recognised for future operating losses. Where there are a number of similar obligations, the likelihood that an outflow will be required in settlement is determined by considering the class of obligations as a whole. A provision is recognised even if the likelihood of an outflow with respect to any one of item included in the same class of obligations may be small.

INVENTORIES

Inventories are measured at the lower of cost and net realisable value. Net realisable value is the estimated selling price in the ordinary course of business less the estimated costs of completion and the estimated costs necessary to make the sale.

Concise Investment Report

Cash and Simple Interest

City of Fremantle - Municipal

Period Ended 31 August 2026

Contents

1. Portfolio As At 31 August 2026
2. Portfolio Credit Framework As At 31 August 2026
3. Portfolio Credit Framework Limits As At 31 August 2026
4. Counterparty Credit Framework As At 31 August 2026
5. Issuer Trading Limits As At 31 August 2026
6. Portfolio by Term to Maturity As At 31 August 2026
7. Portfolio Summary by Fossil Fuel Lending ADIs As At 31 August 2026
8. Performance Statistics For Period Ending 31 August 2026
9. Interest and Distribution Income For 1 August 2026 to 31 August 2026
10. Transactions For Period 1 August 2026 to 31 August 2026

1. Portfolio As At 31 August 2026

Latest Deal Code	Latest Deal Settlement Date	Issuer	WAL / Interim Maturity Date	Term (Days)	Coupon Rate/Latest Yield	Coupon Frequency	Issuer Rating Short Term	Issuer Rating Long Term	% Total Face Value	Original Face Value Notional	Accrued Interest Notional	Market Value Notional
City of Fremantle - Municipal												
At Call Deposit												
LC333687	31 Aug 2026	National Australia Bank Ltd	1 Sep 2026	3,107	4.50	Nil	S&P ST A1+	S&P AA-	5.31%	2,806,496.57	0.00	2,806,496.57
LC302133	31 Mar 2026	AMP Bank Ltd	1 Sep 2026	3,350	1.30	Nil	Moodys ST P-2*	Moodys Baa2	0.00%	0.00	0.00	0.00
At Call Deposit Subtotal									5.31%	2,806,496.57	0.00	2,806,496.57
At Call Investment												
LC335245	31 Aug 2026	Bank of Queensland Ltd	1 Sep 2026	96	3.90	Nil	S&P ST A2*	S&P A-	11.36%	6,000,000.00	0.00	6,000,000.00
At Call Investment Subtotal									11.36%	6,000,000.00	0.00	6,000,000.00
Term Deposit												
LC296306	10 Mar 2026	Bank of Queensland Ltd	7 Sep 2026	181	4.90	Maturity	S&P ST A2	S&P A-	3.79%	2,000,000.00	46,717.80	2,046,717.80
LC308861	11 May 2026	Judo Bank	8 Sep 2026	120	5.00	Maturity	S&P ST A2	S&P BBB	5.68%	3,000,000.00	46,027.41	3,046,027.41
LC296612	11 Mar 2026	Bank of Queensland Ltd	7 Oct 2026	210	5.00	Maturity	S&P ST A2	S&P A-	1.89%	1,000,000.00	23,698.63	1,023,698.63
LC308851	11 May 2026	Bendigo & Adelaide Bank Ltd	8 Oct 2026	150	5.20	Maturity	S&P ST A2	S&P A-	3.79%	2,000,000.00	31,912.32	2,031,912.32
LC308853	11 May 2026	Bendigo & Adelaide Bank Ltd	9 Nov 2026	182	5.30	Maturity	S&P ST A2	S&P A-	3.79%	2,000,000.00	32,526.02	2,032,526.02
LC314009	5 Jun 2026	Defence Bank Ltd	2 Dec 2026	180	5.35	Maturity	S&P ST A2	S&P BBB+	3.79%	2,000,000.00	25,504.10	2,025,504.10
LC298484	23 Mar 2026	Judo Bank	18 Dec 2026	270	5.35	Maturity	S&P ST A2	S&P BBB	3.79%	2,000,000.00	47,197.26	2,047,197.26
LC324594	22 Jul 2026	National Australia Bank Ltd	21 Dec 2026	152	5.10	Maturity	S&P ST A1+	S&P AA-	3.79%	2,000,000.00	11,178.08	2,011,178.08
LC330912	18 Aug 2026	National Australia Bank Ltd	15 Jan 2027	150	5.20	Maturity	S&P ST A1+	S&P AA-	5.68%	3,000,000.00	5,556.15	3,005,556.15
LC328158	6 Aug 2026	Bendigo & Adelaide Bank Ltd	2 Feb 2027	180	5.20	Maturity	S&P ST A2	S&P A-	5.68%	3,000,000.00	10,684.92	3,010,684.92
LC318485	26 Jun 2026	Bendigo & Adelaide Bank Ltd	22 Feb 2027	241	5.15	Maturity	S&P ST A2	S&P A-	3.79%	2,000,000.00	18,624.66	2,018,624.66
LC333365	28 Aug 2026	Bendigo & Adelaide Bank Ltd	24 Feb 2027	180	5.25	Maturity	S&P ST A2	S&P A-	3.79%	2,000,000.00	863.02	2,000,863.02
LC314536	11 Jun 2026	Defence Bank Ltd	9 Mar 2027	271	5.30	Maturity	S&P ST A2	S&P BBB+	5.68%	3,000,000.00	35,284.92	3,035,284.92
LC328159	6 Aug 2026	Bendigo & Adelaide Bank Ltd	3 May 2027	270	5.20	Maturity	S&P ST A2	S&P A-	5.68%	3,000,000.00	10,684.92	3,010,684.92
LC329438	14 Aug 2026	National Australia Bank Ltd	11 May 2027	270	5.30	Maturity	S&P ST A1+	S&P AA-	3.79%	2,000,000.00	4,936.98	2,004,936.98
LC312765	28 May 2026	MyState Bank Ltd	28 May 2027	365	5.40	Maturity	Moodys ST P-2	Moodys Baa2	3.79%	2,000,000.00	28,109.58	2,028,109.58
LC320112	6 Jul 2026	Bank of Queensland Ltd	1 Jun 2027	330	5.15	Maturity	S&P ST A2	S&P A-	3.79%	2,000,000.00	15,802.74	2,015,802.74
LC329267	13 Aug 2026	National Australia Bank Ltd	9 Jun 2027	300	5.30	Maturity	S&P ST A1+	S&P AA-	5.68%	3,000,000.00	7,841.10	3,007,841.10
LC331681	21 Aug 2026	Westpac Banking Corporation Ltd	23 Aug 2027	367	5.49	Maturity	S&P ST A1+*	S&P AA-	5.68%	3,000,000.00	4,512.33	3,004,512.33
Term Deposit Subtotal									83.32%	44,000,000.00	407,662.94	44,407,662.94

Latest Deal Code	Latest Deal Settlement Date	Issuer	WAL / Interim Maturity Date	Term (Days)	Coupon Rate/Latest Yield	Coupon Frequency	Issuer Rating Short Term	Issuer Rating Long Term	% Total Face Value	Original Face Value Notional	Accrued Interest Notional	Market Value Notional
City of Fremantle - Municipal Subtotal					5.02				100.00%	52,806,496.57	407,662.94	53,214,159.51
Report Total									100.00%	52,806,496.57	407,662.94	53,214,159.51

Notess:
1. Coupon Rate is the full coupon rate at the next coupon date if that next coupon exists.
2. The values shown as subtotals and total of the coupon rate column are weighted average running yields
3. An asterisk in the Issuer Rating Short Term colummn indicates that the security's rating differs from the issuer's short term rating. Refer to Laminar for further information.

2. Portfolio Credit Framework As At 31 August 2026

Credit Quality	Issuer/Security Rating Group	Face Value	% Total Value
Tier 1			
	AA+ to AA-	**13,000,000.00**	24.62%
	A1+	**2,806,496.57**	5.31%
	Tier 1	**15,806,496.57**	29.93%
Tier 2			
	A+ to A-	**19,000,000.00**	35.98%
	A2	**6,000,000.00**	11.36%
	Tier 2	**25,000,000.00**	47.34%
Tier 3			
	BBB+ to BBB-	**12,000,000.00**	22.72%
	Tier 3	**12,000,000.00**	22.72%
	Portfolio Total	**52,806,496.57**	100.00%

	Limits		
	Credit Rating Group	**Maximum Allocation Face Value**	Maximum Allocation %
Tier 1	AAA to AA- to A1+	**52,806,496.57**	100%
Tier 2	A1 to A-	**31,683,897.94**	60%
Tier 3	BBB+ to BBB-	**18,482,273.80**	35%
Tier 4	Unrated (Authorised)	**7,920,974.49**	15%

Face Value by Portfolio Credit Framework

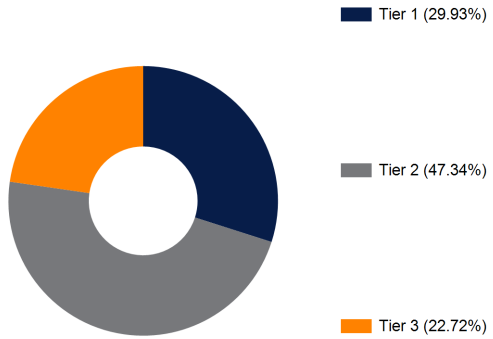

3. Portfolio Credit Framework Limits As At 31 August 2026

Tier	Allocation	Allocation %	Maximum Allocation %	% Used of Maximum Allocation	% Available of Maximum Allocation	% Exceeded of Maximum Allocation
Tier 1	15,806,496.57	29.93%	100.00%	29.93%	70.07%	0.00%
Tier 2	25,000,000.00	47.34%	60.00%	78.90%	21.10%	0.00%
Tier 3	12,000,000.00	22.72%	35.00%	64.91%	35.09%	0.00%
Tier 4	0.00	0.00%	15.00%	0.00%	100.00%	0.00%
	52,806,496.57					

Values used in the above calculations exclude interest for term deposits and other simple intereest securities.

Portfolio Credit Framework Amounts Relative to Maximum Allocations

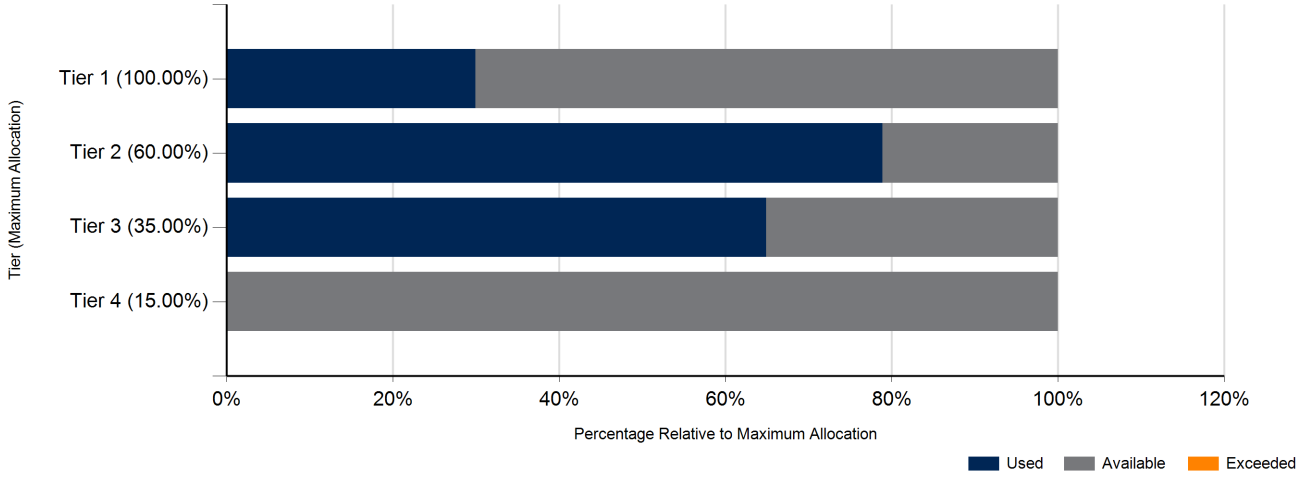

4. Counterparty Credit Framework As At 31 August 2026

Issuer	Rating Group	Face Value	% Total Value
AMP Bank Ltd	A2	**0.00**	0.00%
Bank of Queensland Ltd	A+ to A-, A2	**11,000,000.00**	20.83%
Bendigo & Adelaide Bank Ltd	A+ to A-	**14,000,000.00**	26.51%
Defence Bank Ltd	BBB+ to BBB-	**5,000,000.00**	9.47%
Judo Bank	BBB+ to BBB-	**5,000,000.00**	9.47%
MyState Bank Ltd	BBB+ to BBB-	**2,000,000.00**	3.79%
National Australia Bank Ltd	A1+, AA+ to AA-	**12,806,496.57**	24.25%
Westpac Banking Corporation Ltd	AA+ to AA-	**3,000,000.00**	5.68%
Portfolio Total		**52,806,496.57**	100.00%

Notes
1. An issuer may have multiple rating groups if they are associated with, as an example, holdings in both an At Call Deposits (short term rating) and a term deposit (long term rating) security.

Face Value by Issuer

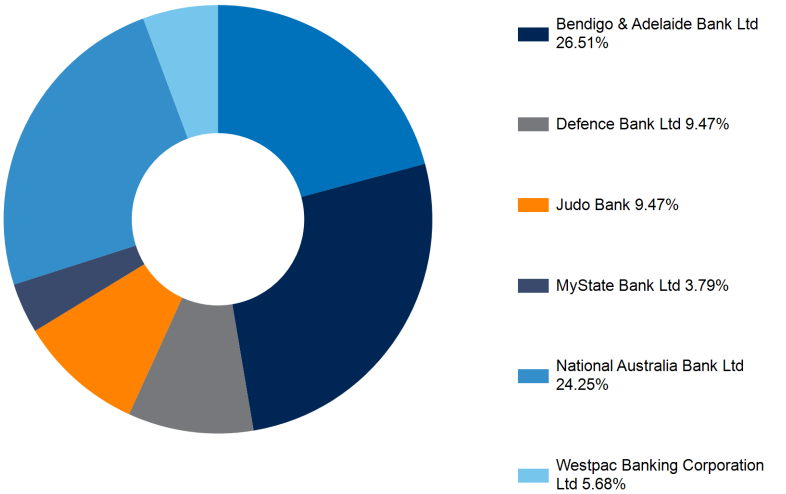

5. Issuer Trading Limits As At 31 August 2026

Issuer	Already Traded (with Issuer Group) Face Value Notional	Limit For Book or Trading Entity	Tier (Long Term Rating)	Trading Limit	Average Investment Previous Financial Year	Trading Limit Used (%)	Trading Limit Available (%)	Trading Limit Available (Value)	Trading Limit Exceeded (%)	Trading Limit Exceeded ($)
AMP Bank Ltd	0.00	Entity	Tier 3	10.00	% of 58,018,775.00	0	100	5,801,878	0	0
Bank of Queensland Ltd	11,000,000.00	Entity	Tier 2	25.00	% of 58,018,775.00	76	24	3,504,694	0	0
Bendigo & Adelaide Bank Ltd	14,000,000.00	Entity	Tier 2	25.00	% of 58,018,775.00	97	3	504,694	0	0
Defence Bank Ltd	5,000,000.00	Entity	Tier 3	10.00	% of 58,018,775.00	86	14	801,878	0	0
Judo Bank	5,000,000.00	Entity	Tier 3	10.00	% of 58,018,775.00	86	14	801,878	0	0
MyState Bank Ltd	2,000,000.00	Entity	Tier 3	10.00	% of 58,018,775.00	34	66	3,801,878	0	0
National Australia Bank Ltd	12,806,496.57	Entity	Tier 1	45.00	% of 58,018,775.00	49	51	13,301,952	0	0
Westpac Banking Corporation Ltd	3,000,000.00	Entity	Tier 1	45.00	% of 58,018,775.00	11	89	23,108,449	0	0
	52,806,496.57							51,627,301		0
Average Investment Previous Financial Year	58,018,775.00									

Notes
1.The Trading Limit Type column will report an amount that depends upon the value chosen for the Trading Entity Portfolio Balance parameter.
Parameter value selected:
Average of 12 Months (Prior FY) - the amount will be the average of the 12 month-end portfolio totals (current face value) within the previous financial year for the primary Trading Book only
Portfolio As At (Standard Mode) - the amount will be the total current face value as at the selected As At date across all Trading Books in the portfolio.

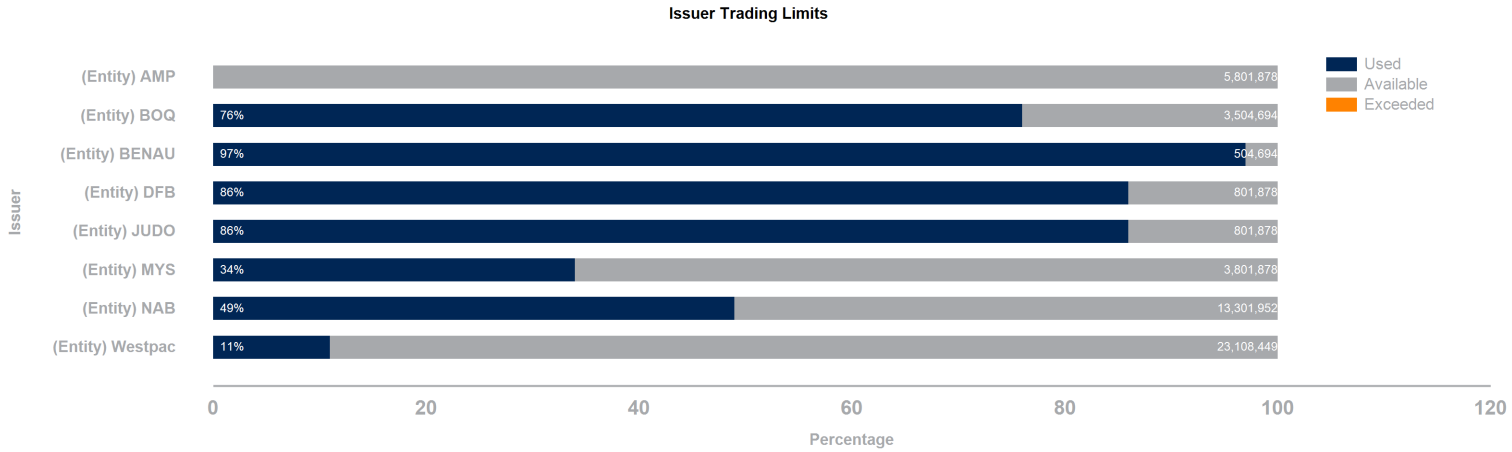

6. Portfolio by Term to Maturity As At 31 August 2026

Term Remaining (Days)	Face Value	% Total Value
At Call	**8,806,496.57**	16.68%
30	**5,000,000.00**	9.47%
60	**3,000,000.00**	5.68%
90	**2,000,000.00**	3.79%
120	**6,000,000.00**	11.36%
150	**3,000,000.00**	5.68%
180	**7,000,000.00**	13.26%
210	**3,000,000.00**	5.68%
270	**7,000,000.00**	13.26%
365	**8,000,000.00**	15.15%
Portfolio Total	**52,806,496.57**	100.00%

Note: Term Remaining is calculated using a weighted average life date (WAL) where appropriate and available otherwise the interim (initial) maturity date is used.

Face Value by Term Remaining

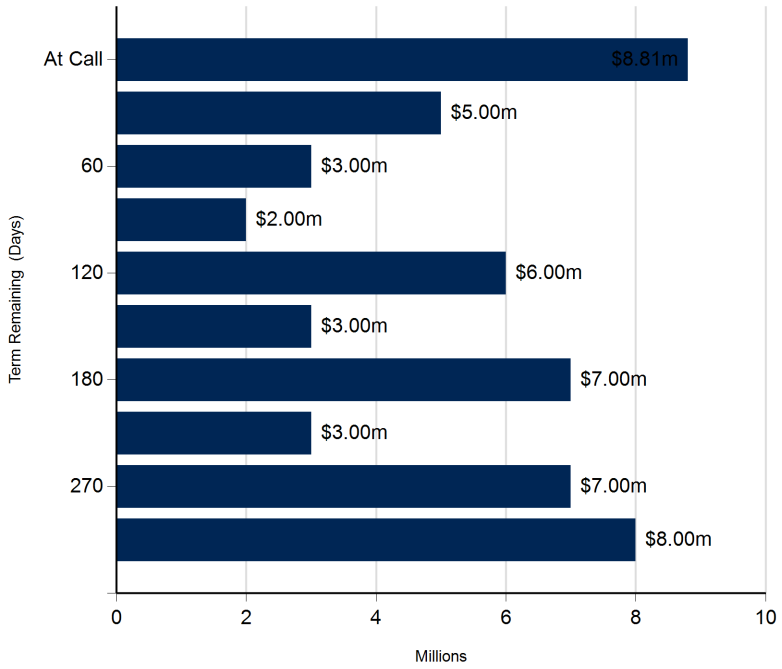

7. Portfolio Summary by Fossil Fuel Lending ADIs As At 31 August 2026

Portfolio Summary by Fossil Fuel Lending ADIs

ADI Lending Stattus	% Total	Current Period
Non Fossil Fuel Lending ADIs		
AMP Bank Ltd	0.0%	0.00
Bank of Queensland Ltd	20.8%	11,000,000.00
Bendigo & Adelaide Bank Ltd	26.5%	14,000,000.00
Defence Bank Ltd	9.5%	5,000,000.00
Judo Bank	9.5%	5,000,000.00
MyState Bank Ltd	3.8%	2,000,000.00
	70.0%	37,000,000.00
Fossil Fuel Lending ADIs		
National Australia Bank Ltd	24.3%	12,806,496.57
Westpac Banking Corporation Ltd	5.7%	3,000,000.00
	29.9%	15,806,496.57
Total Portfolio		52,806,496.57

All amounts shown in the table and charts are Current Face Values.
The above percentages are relative to the portfolio total and may be affected by rounding.
A fossil fuel lending ADI appearing in the non-fossil fuel related table will indicate that the portfolio contains a "green bond" issued by that ADI.

Note: Reference for financial institutions not supporting the unlocking of carbon is (http://www.marketforces.org.au/).

Fossil Fuel vs Non Fossil Fuel Lending ADI

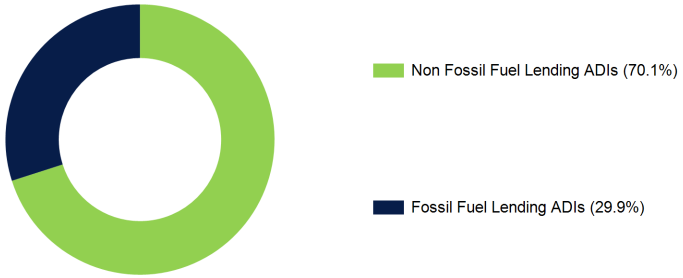

Non Fossil Fuel Lendings ADIs

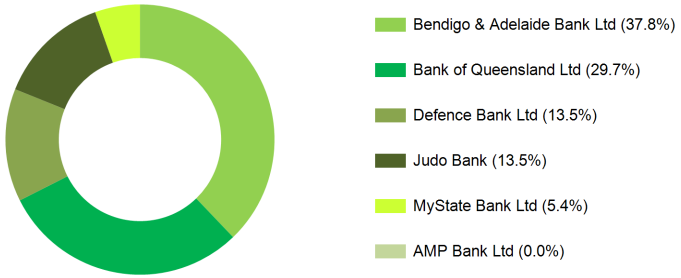

Fossil Fuel Lendings ADIs

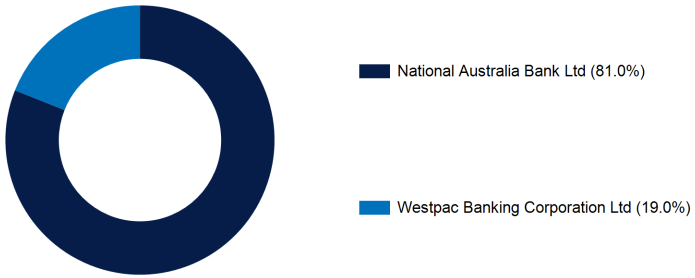

8. Performance Statistics For Period Ending 31 August 2026

Trading Book		1 Month	3 Month	12 Month	Since Inception
City of Fremantle - Municipal					
	Portfolio Return (1)	0.39%	1.08%	3.96%	2.51%
	Performance Index (2)	0.38%	1.15%	3.99%	2.32%
	Excess Performance (3)	0.01%	-0.07%	-0.03%	0.19%

Notes

1 Portfolio performance is the rate of return of the portfolio over the specified period

2 The Performance Index is the Bloomberg AusBond Bank Bill Index (Bloomberg Page BAUBIL)

3 Excess performance is the rate of return of the portfolio in excess of the Performance Index

Trading Book	Weighted Average Running Yield
City of Fremantle - Municipal	5.02
Fossil Fuel Support - Simple Interest Only	5.29
Non Fossil Fuel Support - Simple Interest Only	5.20
Fossil Fuel Support - All Securities	5.11
Non Fossil Fuel Support - All Securities	4.99

9. Interest and Distribution Income For 1 August 2026 to 31 August 2026

Security ISIN	Security	Income Expense Code	Settlement Date	Face Value (Basis of Interest Calculation)	**Consideration Notional**	Income Type	Trading Book
	NAB 4.6 03 Aug 2026 153DAY TD	IEI545973	3 Aug 2026	2,000,000.00	**38,564.38**	Security Coupon Interest	City of Fremantle - Municipal
	Westpac 4.24 05 Aug 2026 334DAY TD	IEI594701	5 Aug 2026	3,000,000.00	**116,396.71**	Security Coupon Interest	City of Fremantle - Municipal
	BOQ 3.9 14 Aug 2026 365DAY TD	IEI471209	14 Aug 2026	2,000,000.00	**78,000.00**	Security Coupon Interest	City of Fremantle - Municipal
	Westpac 4.28 20 Aug 2026 365DAY TD	IEI474244	20 Aug 2026	3,000,000.00	**128,400.00**	Security Coupon Interest	City of Fremantle - Municipal
					361,361.09		

10. Transactions For Period 1 August 2026 to 31 August 2026

Security	Security ISIN	Deal Code	Acquisition/ Disposal	Transaction Date	Settlement Date	Face Value Original	Face Value Current	Bond Factor	Capital Price	Accrued Interest Price	Gross Price	**Consideration Notional**
BENAU 5.2 02 Feb 2027 180DAY TD		LC328158	Acquisition	6 Aug 2026	6 Aug 2026	3,000,000.00	3,000,000.00	1.00000000	100.000	0.000	100.000	**3,000,000.00**
BENAU 5.2 03 May 2027 270DAY TD		LC328159	Acquisition	6 Aug 2026	6 Aug 2026	3,000,000.00	3,000,000.00	1.00000000	100.000	0.000	100.000	**3,000,000.00**
NAB 5.3 09 Jun 2027 300DAY TD		LC329267	Acquisition	13 Aug 2026	13 Aug 2026	3,000,000.00	3,000,000.00	1.00000000	100.000	0.000	100.000	**3,000,000.00**
NAB 5.3 11 May 2027 270DAY TD		LC329438	Acquisition	14 Aug 2026	14 Aug 2026	2,000,000.00	2,000,000.00	1.00000000	100.000	0.000	100.000	**2,000,000.00**
NAB 5.2 15 Jan 2027 150DAY TD		LC330912	Acquisition	18 Aug 2026	18 Aug 2026	3,000,000.00	3,000,000.00	1.00000000	100.000	0.000	100.000	**3,000,000.00**
Westpac 5.49 23 Aug 2027 367DAY TD		LC331681	Acquisition	21 Aug 2026	21 Aug 2026	3,000,000.00	3,000,000.00	1.00000000	100.000	0.000	100.000	**3,000,000.00**
BENAU 5.25 24 Feb 2027 180DAY TD		LC333365	Acquisition	28 Aug 2026	28 Aug 2026	2,000,000.00	2,000,000.00	1.00000000	100.000	0.000	100.000	**2,000,000.00**
												19,000,000.00

Note: 1. The transaction list above excludes transactions associated with At Call securities.

Disclaimer:

Perpetual CT Capital Pty Ltd ABN 33 134 784 740 (AFSL 476686), its officers, employees, agents and associates ("Associates") from time to time hold interests in securities of, or earn brokerage, fees and other benefits from, corporations or investment vehicles referred to in documents provided to clients. All information contained herein is confidential and proprietary to Perpetual CT Capital and, accordingly, this material is not to be reproduced in whole or in part or used for any purpose except as authorised by Perpetual CT Capital. It is to be treated as strictly confidential and not disclosed directly or indirectly to any other person, firm or entity.

Distribution of this information to anyone other than the original recipient and that party's advisers is unauthorised. Any reproduction of these materials, in whole or in part, or the divulgence of any of its contents, without the prior consent of Perpetual CT Capital is prohibited. Any securities recommendation or comments (including an opinion) contained in this document is general advice only and does not take into account your personal objectives, financial situation or needs. Perpetual CT Capital is not acting in a fiduciary capacity. Recommendations or statements of opinion expressed may change without notice. You should not act on a recommendation or statement of opinion without first considering the appropriateness of the general advice to your personal circumstances or consulting your investment advisor to determine whether the recommendation or statement of opinion is appropriate for your investment objectives, financial situation or needs.

Perpetual CT Capital believes that the information contained in this document is accurate when issued. Perpetual CT Capital does not warrant that the information contained herein is accurate, reliable, complete or up-to-date, and, to the fullest extent permitted by law, disclaims all liability of Perpetual CT Capital and its Associates for any loss or damage suffered by any person by reason of the use by that person of, or their reliance on, any information contained in this document or any error or defect in this document, whether arising from the negligence of Perpetual CT Capital or its Associates or otherwise. No action should be taken on the basis of or in reliance on the information, opinions or conclusions contained in this document.

Perpetual CT Capital acts as principal when we buy and sell fixed interest securities in the secondary markets. The yield that we quote to you incorporates any margin that we may receive. The margin is the difference between the price at which we, as principal, buy the security and the price at which we sell the security to you. Perpetual CT Capital may also receive placement fees from Issuers for distributing securities on their behalf.

This document is not, and is not intended to be, an offer or invitation for subscription or sale, or a recommendation, with respect to any securities, nor is it to form the basis of any contract or commitment. This document does not purport to identify the nature of the specific market or other risks associated with these products. Before entering into any transaction in relation to the products, the investor should ensure that it fully understands the terms of the products and the transaction, relevant risk factors, the nature and extent of the investor's risk of loss and the nature of the contractual relationship into which the investor is entering. Prior to investing in these products, an investor should determine, based on its own independent review and such professional advice as it deems appropriate, the economic risks and merits, the legal, tax accounting characteristics and risk, and the consequences of an investment in them. This is not a substantive commentary or analysis by Perpetual CT Capital and has not been prepared as a research product or comments by a research analyst.

Perpetual CT Capital Pty Ltd
ACN 134 784 740
www.Perpetual.com.au

MELBOURNE OFFICE: LEVEL 29, 360 COLLINS STREET, MELBOURNE, VIC 3000 T 61 3 9001 6990 F 61 3 9001 6933
SYDNEY OFFICE: LEVEL 18 ANGEL PLACE, 123 PITT STREET, SYDNEY NSW, 2000 T 61 2 8094 1230

Report Code: TEPACK050EXT-00.24
Report Description: Concise Investment Report Pack 50
Parameters:
Trading Entity: City of Fremantle
Trading Book: City of Fremantle - Municipal
Settlement Date Base
History Start Date: 1 Jan 2000
Prior Period End Date: 31 Jul 2026
Exclude Term Deposit Interest
Eliminate Issuer Parent-Child Effect In Trading Limit Calculations
Hide Issuer Parent Column in Trading Limit Table
Use Face Value Notional in Trading Limit Calculations
Portfolio Value for Trading Limit Calculations: Average of 12 Months (Prior FY)

City of Fremantle

Payment Register

Payment No	Payment Date	Payee	Invoice Description	Invoice Amount	Payment Amount
Payments					
EF160026	26/08/2026	AMANDA R HART			400.00
			Amanda Hart - Community Canvas 1/2	400.00	
EF160067	26/08/2026	10517CH Pty Ltd			34,320.00
			Replacement AED's	34,320.00	
EF160005	26/08/2026	1300 Australia Pty Ltd			499.00
			1300 Australia	499.00	
EF159980	26/08/2026	A Plus Training Solutions			975.00
			Chainsaw courses - Frankie and Mackenzie	975.00	
EF159701	12/08/2026	A.B KALOTAY & S PANGESTU (t.as Kura			106.05
			Found_July 2026 21667 Kalotay Anika	106.05	
EF160063	26/08/2026	Abor Urban Pty Ltd			924.00
			Arbor Urban 2 day seminar	924.00	
EF159578	05/08/2026	Access Office Industries - The Trustee of I			35,739.00
			13 x BURO METRO II MB Chairs - WCC	8,294.00	
			13 x workstations - Level 2, WCC	27,445.00	
EF159553	05/08/2026	Actionstep Operations Australia Pty Ltd			19,661.40
			Actionstep Operations Australia Limited	19,661.40	

City of Fremantle

Payment Register

Payment No	Payment Date	Payee	Invoice Description	Invoice Amount	Payment Amount
EF159551	05/08/2026	Adriano Cappelletta			4,464.29
			Artist Fee	4,464.29	
EF160041	26/08/2026	ADS Retail Pty Ltd t/as Koodak Australia			1,118.39
			Koodak Term 3 Supplies	1,184.89	
			Koodak Term 3 Supplies	-66.50	
EF159725	12/08/2026	Afroblonde			148.20
			Monthly Merchandise Sales - July 2026	148.20	
EF159896	19/08/2026	Airway Logistics Pty Ltd			174.57
			artwork freight Exhibitions WFAC 2026/27	174.57	
EF159930	19/08/2026	Alan Kelsall			825.00
			DAC Panel Member - 2026/2027	825.00	
EF159534	05/08/2026	Alberti Realty - Rosecrown Investments			21,699.20
			U28-32/27-35 William St-Rent - Jul/Aug26	13,981.96	
			U44 Fremantle Malls- Rent Jul/Aug 26	7,717.24	
EF159605	12/08/2026	Alinta Sales Pty			271.10
			Gas Usage - Fremantle Park Building	271.10	
EF159784	19/08/2026	Alinta Sales Pty			839.95
			Gas Usage - Arthur Head Cottages	163.55	

City of Fremantle

Payment Register

Payment No	Payment Date	Payee	Invoice Description	Invoice Amount	Payment Amount
			Gas Usage - Arthur Head Cottages	159.00	
			Gas Usage - Arthur Head Cottages	188.65	
			Gas Usage - Arthur Head Cottages	46.45	
			Gas Usage - Fremantle Park Clubrooms	282.30	
EF159954	26/08/2026	Alinta Sales Pty			224.75
			Gas Usage - Alfred Park	111.50	
			Gas Usage - Nth Ftle Community Hall	113.25	
EF159676	12/08/2026	Alison Bannister Career Consulting			577.50
			Mature Job Seekers - Winter 2026	577.50	
EF159932	19/08/2026	All Terrain Services Pty Ltd			1,320.00
			Forklift Hire - FRC	1,320.00	
EF159805	19/08/2026	Alsco Pty Ltd			2,377.56
			Fremantle Art Centre - 1-21 Finnerty St	2,377.56	
EF159735	12/08/2026	Alyka Pty Ltd			1,320.00
			Website Hosting FY 26-27	1,320.00	
EF159894	19/08/2026	Alyka Pty Ltd			2,763.75
			Website Hosting FY 26-27	1,320.00	
			Website Monthly Support Retainer - Alyka	1,443.75	

City of Fremantle

Payment Register

Payment No	Payment Date	Payee	Invoice Description	Invoice Amount	Payment Amount
EF159996	26/08/2026	Amcom Pty Ltd			3,133.90
			Vocus Internet	3,133.90	
DD004356	07/08/2026	AMEX - Bank Charges Only			163.86
			07.08.2026-Amex Fee July'26 AMEX	163.86	
EF159989	26/08/2026	Ampac Debt Recovery			257.10
			26/27Commercial Property Debt collection	257.10	
EF159892	19/08/2026	Anaid Jimenez del Rio			22.22
			Found_July 2026 23082 A Jimenez Del Rio	22.22	
EF159655	12/08/2026	Anna Richardson			109.84
			Found_July 2026 18526 Richardson Anna	109.84	
EF160066	26/08/2026	Annick Aisha Akanni			128.98
			Annick Aisha Akanni	128.98	
EF159866	19/08/2026	AQUATIC SERVICES WA PTY LTD			324.50
			Strainers for Leisure pool	324.50	
EF159889	19/08/2026	Arbor Centre Group Pty Ltd			6,963.00
			Arborist Assessment - Stevens Reserve	6,963.00	
EF159568	05/08/2026	ArborCarbon Pty Ltd			575.34
			Field investigate/report - Bruce Lee	575.34	

City of Fremantle

Payment Register

Payment No	Payment Date	Payee	Invoice Description	Invoice Amount	Payment Amount
EF159933	19/08/2026	Archer Access Pty Ltd			193.75
			PPE - Helmet and Visor - Mackenzie Coyle	193.75	
EF159852	19/08/2026	Aros Melba Ximena T/as Melba Aros			73.23
			Found_July 2026 20429 Melba Aros	73.23	
EF159977	26/08/2026	Artcom Fabrication			12,166.00
			Completion of Love Freo Sign	12,166.00	
EF160060	26/08/2026	Asha Cornelia Cluer			10,450.00
			10NIP Artist Fee - A Magical Guide	10,450.00	
EF159579	05/08/2026	Aus Assist Pty Ltd t/as Council Direct			6,600.00
			Job Advertising - Council Direct	6,600.00	
EF159546	05/08/2026	Aussie Natural Spring Water			10.83
			Water Supplied July 2026	10.83	
EF159659	12/08/2026	Aussie Natural Spring Water			64.98
			Water Deliveries in Visitor Centre	21.66	
			Water Supplied July 2026	43.32	
EF159838	19/08/2026	Aussie Natural Spring Water			43.32
			Water Supplied July 2026	43.32	
EF159998	26/08/2026	Aussie Natural Spring Water			75.81

City of Fremantle

Payment Register

Payment No	Payment Date	Payee	Invoice Description	Invoice Amount	Payment Amount
			Water Deliveries in Visitor Centre	21.66	
			Water Supplied July 2026	54.15	
EF159608	12/08/2026	Australasian Performing Right Association			4,053.94
			Onemusic Subscription	4,053.94	
EF159787	19/08/2026	Australasian Performing Right Association			6,975.78
			One Music licence for council	6,975.78	
EF159493	05/08/2026	Australia Post			245.03
			2026/27 Agency Commision/Supply	23.24	
			FAC Postage July 2026	221.79	
EF159593	12/08/2026	Australia Post			28,753.12
			July 2026 Invoice # 1014884504	28,753.12	
EF159506	05/08/2026	Australian HVAC Services Pty Ltd			5,080.01
			Dosing Pit - WCC	5,080.01	
EF159955	26/08/2026	Australian HVAC Services Pty Ltd			2,395.25
			AHU Coil Cleaning	2,395.25	
EF159809	19/08/2026	Australian Jewellers Supplies Pty Ltd			386.70
			Australian Jewellery Supplies Term 3	247.51	
			Australian Jewellery Supplies Term 3	130.22	

City of Fremantle

Payment Register

Payment No	Payment Date	Payee	Invoice Description	Invoice Amount	Payment Amount
			Australian Jewellery Supplies Term 3	8.97	
EF159791	19/08/2026	Australian Library & Information Assn			850.00
			Institutional Membership 2026-27	850.00	
EF159772	19/08/2026	Australian Services Union			82.50
			Payroll Deduction - Union	82.50	
EF159617	12/08/2026	Australian Taxation Office			50,375.00
			ETP Tax (Type O) Coy 2 Period Type O Comp R	3.00	
			Payroll Deduction - Tax	200.00	
			Payroll Deduction - Superannuation	998.00	
			Payroll Deduction - Tax	436.00	
			Payroll Deduction - Tax	419.00	
			Payroll Deduction - Tax	48,319.00	
EF159793	19/08/2026	Australian Taxation Office			316,833.00
			ETP Tax (Type O) Coy 2 Period Type I Comp Re	2,170.00	
			ETP Tax (Type O) Coy 2 Period Type O Comp R	977.00	
			Payroll Deduction - Tax	2,706.00	
			Payroll Deduction - Superannuation	8,892.00	
			Payroll Deduction - Tax	58.00	

City of Fremantle

Payment Register

Payment No	Payment Date	Payee	Invoice Description	Invoice Amount	Payment Amount
			Payroll Deduction - Tax	295,361.00	
			Payroll Deduction - Tax	6,669.00	
EF159962	26/08/2026	Australian Taxation Office			51,850.00
			Payroll Deduction - Tax	200.00	
			Payroll Deduction - Superannuation	1,108.00	
			Payroll Deduction - Tax	120.00	
			Payroll Deduction - Tax	50,422.00	
EF159562	05/08/2026	Authentic Security Pty Ltd			5,200.00
			City of Fremantle Depot CFC 05.08.26	5,200.00	
EF159716	12/08/2026	Authentic Security Pty Ltd			9,200.00
			City of Fremantle Depot CFC 12.08.26	9,200.00	
EF160028	26/08/2026	Authentic Security Pty Ltd			17,900.00
			City of Fremantle Depot CFC 25.08.26	17,900.00	
EF159667	12/08/2026	Bairstow Phillip			55.55
			Found_July 2026 19530 Phillip Bairstow	55.55	
EF159880	19/08/2026	Baroness Holdings Pty Ltd Pty Ltd Tree Pl			16,751.11
			Remaining Tree Planting - 2026 Season	16,751.11	
EF159757	12/08/2026	Bec Bartel Artist			7.58

City of Fremantle

Payment Register

Payment No	Payment Date	Payee	Invoice Description	Invoice Amount	Payment Amount
			Found_July 2026 24000 Bec Bartell Artist	7.58	
EF159693	12/08/2026	Beech Jane			343.40
			Found_July 2026 21033 Beech Jane	171.70	
			Found_Jun 2026 21033 Beech Jane	171.70	
EF159867	19/08/2026	Ben Lawver - Personal			13,550.83
			Meeting Allowance (Mayor)	13,550.83	
EF160033	26/08/2026	Benn Francis			60.97
			Monthly Merchandise Sales - July 2026	60.97	
EF159931	19/08/2026	Beverly Thomson			500.00
			Bev Thomson	500.00	
EF159639	12/08/2026	Big Bamboo			618.37
			Found_July 2026 14082 Berganza Belen	618.37	
EF159700	12/08/2026	Bing Technologies			7,165.44
			Mail Delivery-Development Applications	2,264.15	
			Mail Delivery-Development Applications	4,901.29	
EF159657	12/08/2026	Bioscience			1,720.25
			5 x 20L Bioprime Trace	1,720.25	
EF159885	19/08/2026	Black Diamond Security (Australia) Pty Ltc			462.00

City of Fremantle

Payment Register

Payment No	Payment Date	Payee	Invoice Description	Invoice Amount	Payment Amount
			Cash collection service FY26-27 FAC	462.00	
EF159497	05/08/2026	Blackwood Atkins			20.82
			Cleaning materials for CFC	20.82	
EF159600	12/08/2026	Blackwood Atkins			55.31
			Cleaning materials for CFC	55.31	
EF159776	19/08/2026	Blackwood Atkins			135.61
			8 x Earmuffs - CFC Refund Staff	135.61	
EF159495	05/08/2026	BOC Gases			737.11
			Product Supply - 2026-2027	737.11	
EF159596	12/08/2026	BOC Gases			377.65
			Medical Oxygen	198.22	
			Product Supply - 2026-2027	179.43	
EF159771	19/08/2026	BOC Gases			198.22
			Product Supply - 2026-2027	198.22	
EF159607	12/08/2026	Bohemian Ceramics			266.64
			Found_July 2026 10396 Bohemian Cerams	266.64	
EF159550	05/08/2026	Boral Resources WA Limited T/as Boral C			210.53
			Supply Hot Mix Asphalt	210.53	

City of Fremantle

Payment Register

Payment No	Payment Date	Payee	Invoice Description	Invoice Amount	Payment Amount
EF159855	19/08/2026	Boral Resources WA Limited T/as Boral C			356.02
			Premix Concrete- Footpaths/Kerbs - 26-27	356.02	
EF160011	26/08/2026	Boral Resources WA Limited T/as Boral C			1,312.99
			Premix Concrete- Footpaths/Kerbs - 26-27	1,312.99	
EF159848	19/08/2026	Bower, Sally Madeleine Livesey			88.38
			Found_July 2026 19990 Bower Sally	88.38	
EF159508	05/08/2026	BP Australia Pty Ltd			6,672.86
			Fuel Transactions	6,672.86	
EF159642	12/08/2026	Bradmac ConsultingT/a Blue Lawn Design			744.51
			Found_July 2026 15020 Bradmac Consult	671.15	
			Monthly Merchandise Sales - July 2026	73.36	
EF159705	12/08/2026	Braw Paper Co.			435.30
			Monthly Merchandise Sales - July 2026	435.30	
EF159797	19/08/2026	Bridgestone Australia Limited			403.02
			Tyres and Repairs- Heavy Vehicles- 26-27	350.00	
			Tyres and Repairs- Heavy Vehicles- 26-27	53.02	
			Tyres and Repairs- Heavy Vehicles- 26-27	350.00	
			Tyres and Repairs- Heavy Vehicles- 26-27	-350.00	

City of Fremantle

Payment Register

Payment No	Payment Date	Payee	Invoice Description	Invoice Amount	Payment Amount
			Tyres and Repairs- Heavy Vehicles- 26-27	53.02	
			Tyres and Repairs- Heavy Vehicles- 26-27	-53.02	
EF159603	12/08/2026	Brooks Hire Service Pty Ltd			105.60
			2t Excavator and Trailer Hire - Jul-Dec	105.60	
EF159781	19/08/2026	Brooks Hire Service Pty Ltd			5,513.38
			2t Excavator and Trailer Hire - Jul-Dec	5,513.38	
EF159903	19/08/2026	Bug Busters Pty Ltd			308.00
			Rodent Control - Library, WCC	308.00	
EF160044	26/08/2026	Bug Busters Pty Ltd			517.00
			Potential dead rodents - Vic Pavilion	352.00	
			Rodent Control - Library, WCC	165.00	
EF159494	05/08/2026	Bunnings Building Supplies Pty Ltd			1,674.07
			Bunnings	13.54	
			Bunnings	354.28	
			Consumable Hardware - Recycling Centre	319.28	
			Consumable hardware- Parks and Landscape	43.13	
			Materials for All Ages Space	90.91	
			Mechanical Workshop Consumables - 26-27	613.53	

City of Fremantle

Payment Register

Payment No	Payment Date	Payee	Invoice Description	Invoice Amount	Payment Amount
			WFAC Learning Supplies Rolling	239.40	
EF159594	12/08/2026	Bunnings Building Supplies Pty Ltd			54.90
			Bunnings Power Pass Card - Rhys Sedgwick	30.30	
			Concrete Quick Set/MPA40 - Footpaths	24.60	
EF159770	19/08/2026	Bunnings Building Supplies Pty Ltd			590.91
			Bunnings	49.96	
			Consumable hardware - Waste & Cleansing	279.12	
			Hand Tools/Consumables - Luke's Team	52.78	
			Hand Tools/Consumables- Asphalt - 26-27	34.41	
			Hardware Consumables - Gerry Anderson	69.00	
			Power Pass - Sandra Gugliotta	105.64	
EF159941	26/08/2026	Bunnings Building Supplies Pty Ltd			893.30
			Consumable hardware - Waste & Cleansing	33.92	
			Material Supplies for linemarking- 26-27	158.64	
			Material Supplies for linemarking- 26-27	191.35	
			Material Supplies for linemarking- 26-27	185.30	
			Sign Maintenance Consumables- 2026-2027	324.09	
EF160048	26/08/2026	Burson Automotive Pty Ltd			766.93

City of Fremantle

Payment Register

Payment No	Payment Date	Payee	Invoice Description	Invoice Amount	Payment Amount
			Vehicle Maintenance Parts - 2026-2027	735.90	
			Vehicle Maintenance Parts - 2026-2027	31.03	
EF159794	19/08/2026	Business News Pty Ltd			1,787.50
			Business News Subscription 2/27	1,787.50	
EF159595	12/08/2026	C F M E Union			60.00
			CFMEU Coy 2 Period Type O Comp Ref 823.00(	60.00	
EF159942	26/08/2026	C F M E Union			60.00
			CFMEU Coy 2 Period Type O Comp Ref 823.00(	60.00	
EF159754	12/08/2026	Cale McMillen t/as Rottnest Dreaming			24.12
			Monthly Merchandise Sales - July 2026	24.12	
EF159915	19/08/2026	Cale McMillen t/as Rottnest Dreaming			132.00
			Cale McMillan Books	132.00	
EF160013	26/08/2026	Calgaret Tenika			250.00
			Sitting fees for the WRAP working group	250.00	
EF159610	12/08/2026	Carboni Anthea Judith			66.66
			Found_July 2026 10535 Carboni Anthea	66.66	
EF159611	12/08/2026	Cards With A View			249.98
			Found_July 2026 10537 Cards with a View	249.98	

City of Fremantle

Payment Register

Payment No	Payment Date	Payee	Invoice Description	Invoice Amount	Payment Amount
EF159818	19/08/2026	Cat Haven			245.00
			Cat welfare - Rangers Tem	245.00	
EF159918	19/08/2026	Catherine Bowen			44.95
			Found_July 2026 23879 Cathie Bowen	44.95	
EF159764	12/08/2026	Cathy Inman			110.00
			Material supplied for Term 3	110.00	
EF159934	19/08/2026	Cathy Inman			200.00
			Material supplied for Term 3	200.00	
DD004357	03/08/2026	CBA Bank Charges Only			2,719.09
			03.08.2026 CBA July 2026 CBA Bank Charge	2,719.09	
EF159928	19/08/2026	Chantal Fraser			1,177.00
			Artist Speaker Fee	257.00	
			Chantal Fraser per diems	320.00	
			Showtime Artist Fee	600.00	
EF159988	26/08/2026	Chemwatch			1,982.75
			Chemwatch Subscription	1,982.75	
EF159601	12/08/2026	Child Support Agency			52.27
			Payroll Deduction - Child Support	52.27	

City of Fremantle

Payment Register

Payment No	Payment Date	Payee	Invoice Description	Invoice Amount	Payment Amount
EF159778	19/08/2026	Child Support Agency			1,387.74
			Payroll Deduction - Child Support	1,387.74	
EF159947	26/08/2026	Child Support Agency			14.03
			Payroll Deduction - Child Support	14.03	
EF160073	26/08/2026	Choices Flooring Myaree Pty Ltd			2,412.50
			10NIP Dance Floor	2,412.50	
EF159628	12/08/2026	Chynoweth Kathryn			99.99
			Found_July 2026 11753 Chynoweth Kath	99.99	
EF159556	05/08/2026	City of Bunbury			7,919.18
			Long Service Leave Transfer - K Liedtke	7,919.18	
EF159945	26/08/2026	City of Cockburn			14,881.87
			Dispose Sweeper Tailings / Gully Waste	14,881.87	
EF159619	12/08/2026	City of Melville			8,204.09
			Garling Street Maintenance - 2026-2027	8,204.09	
EF159538	05/08/2026	City of Vincent			16,500.00
			Fortnightly Hire of Flocon Truck	16,500.00	
EF159631	12/08/2026	Claire Townsend Designs			600.95
			Found_July 2026 12155 Claire Townsend	600.95	

City of Fremantle

Payment Register

Payment No	Payment Date	Payee	Invoice Description	Invoice Amount	Payment Amount
EF159839	19/08/2026	Claw Environmental			605.00
			Collect/Recycle Polystyrene/Plastics	605.00	
EF160069	26/08/2026	Clear Bridge Group Pty Ltd			1,692.20
			Mesh Banner - Sailing	1,692.20	
EF160015	26/08/2026	Clive Morrison			250.00
			Sitting fees for the WRAP working group	250.00	
EF160010	26/08/2026	Cockburn Party Hire			5,913.40
			Festa Siciliana Furniture Hire	5,913.40	
EF159554	05/08/2026	Complete Office Supplies Pty Ltd			1,778.26
			Office Stationary Supplies	651.26	
			Office Stationary Supplies	73.61	
			Office Stationary Supplies	511.76	
			Office Stationary Supplies	541.63	
EF159694	12/08/2026	Complete Office Supplies Pty Ltd			166.93
			WFAC Kitchen supplies	166.93	
EF159861	19/08/2026	Complete Office Supplies Pty Ltd			981.28
			Office Stationary Supplies	111.53	
			WCC Amenities 2026-2027 - GST Free	167.82	

City of Fremantle

Payment Register

Payment No	Payment Date	Payee	Invoice Description	Invoice Amount	Payment Amount
			WCC Amenities 2026-2027 - GST Free	81.95	
			WCC Amenities 2026-2027 - GST Free	619.98	
EF160016	26/08/2026	Complete Office Supplies Pty Ltd			690.49
			Office Stationary Supplies	73.61	
			WCC Amenities 2026-2027 - GST Free	169.95	
			WCC Amenities 2026-2027 - GST Free	265.56	
			WCC Amenities 2026-2027 - GST Free	115.37	
			WCC Amenities 2026-2027 - GST Free	66.00	
EF159801	19/08/2026	Compu-Stor			7,459.54
			Services and Storage	7,459.54	
EF159544	05/08/2026	Contraflow Pty Ltd			188.77
			FISAF 2026 Traffic Management	-3,527.02	
			Traffic Management - Asphalt - 2026-2027	1,161.88	
			Traffic Management - Asphalt - 2026-2027	1,519.38	
			Traffic Management- Drainage - 2026-2027	1,034.53	
EF159654	12/08/2026	Contraflow Pty Ltd			6,675.45
			5x3 TM - Barrier Repair, Douro Rd	993.60	
			Linemarking and Signage	790.94	

City of Fremantle

Payment Register

Payment No	Payment Date	Payee	Invoice Description	Invoice Amount	Payment Amount
			TM Services - Footpaths & Kerbs - 26-27	395.47	
			Traffic Management - Asphalt - 2026-2027	1,034.53	
			Traffic Management - Stoke Street	3,460.91	
EF159832	19/08/2026	Contraflow Pty Ltd			11,585.50
			Traffic Management - Asphalt - 2026-2027	1,953.42	
			Traffic Management - Stoke Street	2,386.62	
			Traffic Management - Stoke Street	715.00	
			Traffic Management 2026-2027 - Footpaths	2,263.03	
			Traffic Management 2026-2027 - Footpaths	4,267.43	
EF159993	26/08/2026	Contraflow Pty Ltd			4,981.44
			TM Services - Footpaths & Kerbs - 26-27	3,651.30	
			TM Services - Footpaths & Kerbs - 26-27	1,330.14	
EF159622	12/08/2026	Craft Wood Design			155.54
			Found_July 2026 11285 Robert Jones	155.54	
EF159845	19/08/2026	Craneswest (WA) Pty Ltd T/As Western Tı			5,239.28
			Green Waste Removal - July-Aug 2026	5,239.28	
EF159563	05/08/2026	Crayon Australia Pty Ltd			17,020.41
			M365 Apps Enterprise	17,020.41	

City of Fremantle

Payment Register

Payment No	Payment Date	Payee	Invoice Description	Invoice Amount	Payment Amount
EF159718	12/08/2026	Crayon Australia Pty Ltd			945.89
			Power BI Sub Per User	945.89	
EF160040	26/08/2026	Critical Fire Protection & Training Pty Ltd			8,926.50
			Detector fault - Cafe Storage Area, FAC	346.50	
			FAC - Fault in Fire panel	467.50	
			Fire panel in alarm 17/6 - 70 Parry St	676.50	
			Fire panel in fault - Union Stores	588.50	
			Fire Panel Isolation - Hidden Treasures	484.00	
			Invoice INV-6443- FIP alarm- Union Store	302.50	
			Isolation & Deisolation - WCC Library	302.50	
			Isolation & Deisolation - WCC Library	302.50	
			Replace smoke alarm with heat alarm- FLC	687.50	
			Replace/Repair Fire Equip - FAC	4,768.50	
EF159602	12/08/2026	CROMAG PTY LTD t/a Sigma Chemicals			3,655.66
			Pool Chemicals	-92.40	
			Pool Chemicals	3,666.04	
			Pool Chemicals	82.02	
EF159952	26/08/2026	CROMAG PTY LTD t/a Sigma Chemicals			380.55

City of Fremantle

Payment Register

Payment No	Payment Date	Payee	Invoice Description	Invoice Amount	Payment Amount
			Pool Chemicals	888.75	
			Pool Chemicals	-462.00	
			Pool Chemicals	-46.20	
EF159777	19/08/2026	Culleys Tea Rooms			58.00
			Catering Monday 27 July	58.00	
EF159946	26/08/2026	Culleys Tea Rooms			901.00
			Catering - Homelessness Week Event 6 Aug	624.00	
			Catering Meeting - 3 August 2026	277.00	
EF159909	19/08/2026	Cynthia Poh			39.39
			Found_July 2026 23625 Cynthia Poh	39.39	
EF159645	12/08/2026	Dale Frances (Glenny)			98.48
			Found_May 2026 15955 Dale Frances	98.48	
EF159884	19/08/2026	Daniel Santich			3,375.00
			Festa Siciliana Asset Design	3,375.00	
EF159920	19/08/2026	Dar Studio Pty Ltd as Trustee for Dar Stud			12,680.80
			Stage 3 & 4 Return Brief $29,380 ex. GST	12,680.80	
EF159714	12/08/2026	Daynite Towing Service (WA) Pty Ltd			165.00
			Towing of Abandoned Vehicles	165.00	

City of Fremantle

Payment Register

Payment No	Payment Date	Payee	Invoice Description	Invoice Amount	Payment Amount
EF159751	12/08/2026	Deborah Childs			8.04
			Monthly Merchandise Sales - July 2026	8.04	
EF159689	12/08/2026	Deep Earth Ceramics			15.15
			Found_July 2026 20973 Smith Sally	15.15	
EF159963	26/08/2026	Dell Australia Pty Ltd			2,429.90
			Dell Wyse Management Suite Pro	573.10	
			Wyse Management Suite Pro	1,856.80	
EF159756	12/08/2026	Department of Local Government, Industry			23,706.42
			BSL fee collection on behalf of LGIRS	23,706.42	
EF159531	05/08/2026	Department of Planning, Lands and Herita			19,800.00
			Lease rent 42 Port Beach Rd, Fermantle	19,800.00	
EF159529	05/08/2026	Detail Marketing Communications			6,600.00
			Social Media 26/27	6,600.00	
EF159978	26/08/2026	Detail Marketing Communications			6,600.00
			Social Media 26/27	6,600.00	
EF159745	12/08/2026	Diane Sheppard - Mother Earth Dreams			16.75
			Monthly Merchandise Sales - July 2026	16.75	
EF159927	19/08/2026	DJ Onike			800.00

City of Fremantle

Payment Register

Payment No	Payment Date	Payee	Invoice Description	Invoice Amount	Payment Amount
			10NIP Artist - Onike	800.00	
EF160061	26/08/2026	Djoona Pty Ltd			250.00
			Sitting fees for the WRAP working group	250.00	
EF159629	12/08/2026	Docherty Anthony			142.41
			Found_July 2026 11924 Docherty A	142.41	
EF159527	05/08/2026	Docuprint			210.10
			100 x A5 Fridge Magnets	210.10	
EF159634	12/08/2026	Docuprint			559.74
			Amendment	559.74	
EF159975	26/08/2026	Docuprint			133.10
			Coreflute Signage a3	133.10	
EF160017	26/08/2026	Double G (WA) Pty Ltd t/a Think Water Pe			633.21
			Think Water - Irrigation Services	467.92	
			Think Water - Irrigation Services	725.96	
			Think Water - Irrigation Services	304.98	
			Think Water - Irrigation Services	-865.65	
EF159630	12/08/2026	Downer EDI Works Pty Ltd			11,685.61
			Profile and Asphalt day works - Stoke St	11,685.61	

City of Fremantle

Payment Register

Payment No	Payment Date	Payee	Invoice Description	Invoice Amount	Payment Amount
EF159859	19/08/2026	Dowsing Group Pty Ltd			17,095.80
			Concrete Works - 2026-2027 - Footpaths	17,095.80	
EF159548	05/08/2026	Drainflow Services Pty Ltd			3,905.00
			Jetter and Educating Truck Hire	3,905.00	
EF159627	12/08/2026	Dulux Australia Limited			1,354.72
			paint for exhibition install 2026-27	1,354.72	
EF159658	12/08/2026	Easisalary Pty Ltd			1,884.00
			EasiSalary (Pre Tax) Coy 2 Period Type O Comp	177.85	
			Employee ITC 1/7 - 31/7/2026	1,706.15	
EF159837	19/08/2026	Easisalary Pty Ltd			16,942.02
			EasiSalary (Post Tax) Coy 2 Period Type I Comp	4,748.86	
			EasiSalary (Pre Tax) Coy 2 Period Type I Comp	12,193.16	
EF159994	26/08/2026	Easisalary Pty Ltd			177.85
			EasiSalary (Pre Tax) Coy 2 Period Type O Comp	177.85	
EF159833	19/08/2026	East Fremantle Primary School P & C Ass			500.00
			Community donation 26-27 - EFPS P&C	500.00	
EF159829	19/08/2026	Education Kiln Supplies			698.00
			Educational Kiln Supplies	698.00	

City of Fremantle

Payment Register

Payment No	Payment Date	Payee	Invoice Description	Invoice Amount	Payment Amount
EF159863	19/08/2026	EGAN SANDRA			200.00
			Sandra Egan - Weaving Workshop 1/2	200.00	
EF160018	26/08/2026	EGAN SANDRA			200.00
			Sandra Egan - Weaving Workshop 2/2	200.00	
EF159514	05/08/2026	Egan Sharyn			3,300.00
			Sharyn Egan artist fee	3,300.00	
EF159964	26/08/2026	Egan Sharyn			250.00
			Sitting fees for the WRAP working group	250.00	
EF159706	12/08/2026	Einiitd Benice Taylor T/A Serene Forest Le			31.49
			Monthly Merchandise Sales - July 2026	31.49	
EF159504	05/08/2026	Ejan Communications			680.91
			Community Safety Team radios	516.18	
			Parking Team radios	164.73	
EF159783	19/08/2026	Ejan Communications			680.91
			Community Safety Team radios	516.18	
			Parking Team radios	164.73	
EF160022	26/08/2026	ELAN ENERGY MATRIX PTY LTD			708.15
			Illegally Dumped Tyres - Waste 26-27	222.52	

City of Fremantle

Payment Register

Payment No	Payment Date	Payee	Invoice Description	Invoice Amount	Payment Amount
			Tyres For Recycling - FRC	485.63	
EF159492	05/08/2026	ELECTRICITY GENERATION AND RETAI			22,254.40
			Electricity Usage - 15 Walton Wy	128.57	
			Electricity Usage - 4 x security lights	52.31	
			Electricity Usage - 81 Knutsford St	3,821.18	
			Electricity Usage - Bruce Lee Reserve	809.31	
			Electricity Usage - Bruce Lee Reserve	901.67	
			Electricity Usage - Bruce Lee Reserve	154.68	
			Electricity Usage - Car Park No 1	1,325.75	
			Electricity Usage - Car Park No 2	650.34	
			Electricity Usage - Car Park No 20	269.49	
			Electricity Usage - Car Park No 4	569.56	
			Electricity Usage - Car Park No. 2	669.15	
			Electricity Usage - Carpark 21A Mews Rd	222.62	
			Electricity Usage - Community Legal Cen.	350.52	
			Electricity Usage - Community Legal Cen.	261.03	
			Electricity Usage - Coral Park	142.41	
			Electricity Usage - Davis Park	169.70	

City of Fremantle

Payment Register

Payment No	Payment Date	Payee	Invoice Description	Invoice Amount	Payment Amount
			Electricity Usage - Dick Lawrence Oval	169.05	
			Electricity Usage - Esplanade-Carpark 11	654.51	
			Electricity Usage - Gold Park	155.67	
			Electricity Usage - Grigg Park	229.74	
			Electricity Usage - Hilton Park	1,362.46	
			Electricity Usage - Hollis Park	243.46	
			Electricity Usage - Mills & Wares Park	175.57	
			Electricity Usage - Monument Hill Res.	325.69	
			Electricity Usage - Moore'sBuild&ArtGall	2,262.62	
			Electricity Usage - Moore'sCafe&Gallery	806.51	
			Electricity Usage - Moorni Boorn Park	180.33	
			Electricity Usage - Naylor Reserve	140.71	
			Electricity Usage - Parmelia Park	214.87	
			Electricity Usage - Parry St Carpark 16A	203.31	
			Electricity Usage - Pidgeon Park	196.06	
			Electricity Usage - Queens Square	237.27	
			Electricity Usage - Salentina Ridge POS	206.61	
			Electricity Usage - The Meeting Place	744.25	

City of Fremantle

Payment Register

Payment No	Payment Date	Payee	Invoice Description	Invoice Amount	Payment Amount
			Electricity Usage - Virginia Ryan Park	129.46	
			Electricity Usage - Wilson Park	125.84	
			Electricity Usage at 275 Carrington St	1,012.62	
			Electricity Usage at Fire Pump Shed	261.22	
			Electricity Usage at Sullivan Hall	434.94	
			Electricity Usage -Dick Lawrence Oval	680.56	
			Electricity Usage-Brad Hardie chgerooms	413.36	
			Electricity Usage-Marine Tce carpark 21	189.42	
EF159592	12/08/2026	ELECTRICITY GENERATION AND RETAI			104,609.77
			Electricity Usage	511.56	
			Electricity Usage - Auxiliary Lighting	3,375.42	
			Electricity Usage - City	2,027.07	
			Electricity Usage - City	1,918.35	
			Electricity Usage - Collick Reserve	177.36	
			Electricity Usage - Community Hall	444.02	
			Electricity Usage - Fremantle Heritage G	275.34	
			Electricity Usage - Hazel Orme Kindergar	431.53	
			Electricity Usage - Mathieson Ave Nth Ft	465.05	

City of Fremantle

Payment Register

Payment No	Payment Date	Payee	Invoice Description	Invoice Amount	Payment Amount
			Electricity Usage - Samson Park	290.76	
			Electricity Usage - Sardelic Park	66.20	
			Electricity Usage - Street Lighting	69,038.28	
			Electricity Usage - Upper Hilton	918.60	
			Electricity Usage - Upper Hilton	827.06	
			Electricity Usage- DADAA Tenancy	2,554.28	
			Electricity Usage- Frank Gibson Park	291.49	
			Electricity Usage- Fremantle Men's Shed	51.88	
			Electricity Usage- Fremantle Men's Shed	2,620.12	
			Electricity Usage- Kidogo Art House	1,029.49	
			Electricity Usage- Leisure Centre	16,436.84	
			Electricity Usage- Leisure Centre	859.07	
EF159769	19/08/2026	ELECTRICITY GENERATION AND RETAI			1,884.26
			Electricity Usage - Booyeembara Pk	252.05	
			Electricity Usage - Horrie Long Reserve	267.33	
			Electricity Usage - Peerie Nominees	254.57	
			Electricity Usage - Valley Park	339.08	
			Electricity Usage at 14 Parry St	771.23	

City of Fremantle

Payment Register

Payment No	Payment Date	Payee	Invoice Description	Invoice Amount	Payment Amount
EF159940	26/08/2026	ELECTRICITY GENERATION AND RETAI			20,665.29
			Electricity Usage - 81 Knutsford St	3,173.12	
			Electricity Usage - Dog Pound	324.24	
			Electricity Usage - Edwards College Res.	239.35	
			Electricity Usage - Samson Rec Centre	1,560.50	
			Electricity Usage - Victoria Hall	551.72	
			Electricity Usage-Walyalup Civic Centre	14,816.36	
EF159697	12/08/2026	ELIZABETH DAWES t/as WOVEN STORI			381.28
			Found_July 2026 21455 Dawes Elizabeth	113.63	
			Found_Jun 2026 21455 Dawes Elizabeth	267.65	
EF159742	12/08/2026	Elizabeth Jessie Radloff			410.50
			Found_July 2026 23394 Jessie Radloff	50.50	
			Jessie Radloff Cards	360.00	
EF159753	12/08/2026	Emerge Environmental Services Pty Ltd			2,010.25
			Sample/Test ACM Sth Mound - Hilton Pk	2,010.25	
			Sample/Test ACM Sth Mound - Hilton Pk	-2,010.25	
			Sample/Test ACM Sth Mound - Hilton Pk	2,010.25	
EF159590	05/08/2026	Emily Parsons			296.25

City of Fremantle

Payment Register

Payment No	Payment Date	Payee	Invoice Description	Invoice Amount	Payment Amount
			Reimburse Award Fee - Emily Parsons	296.25	
EF159746	12/08/2026	Emma Jane Claydon			1,100.00
			Facilitation of Childrens program	1,100.00	
EF159910	19/08/2026	Engeny Australia Pty Ltd			6,864.00
			Civil Engineer Consultant - Samson Park	6,864.00	
EF159752	12/08/2026	Enviroclean (WA) Pty Ltd			324.50
			Parts Cleaner Rental - 2026-2027	324.50	
EF159835	19/08/2026	Environmental Industries Pty Ltd			4,933.50
			Ad-Hoc Works, Additional Mow - Reserves	4,933.50	
EF159836	19/08/2026	Erections WA			6,737.50
			Barrier damage repair - Douro Rd	6,737.50	
EF160059	26/08/2026	Evana Natalia Tanner			2,160.00
			Italian Elementary 2 course	2,160.00	
EF159543	05/08/2026	Experian Australia Operations Pty Ltd			1,235.34
			Illion Risk Reports (50) for 2026/2027	1,235.34	
EF160009	26/08/2026	Ezra Alcantra Photography			1,155.00
			Artist Talks #1 In our hands	330.00	
			Photography at Festa Siciliana	825.00	

City of Fremantle

Payment Register

Payment No	Payment Date	Payee	Invoice Description	Invoice Amount	Payment Amount
EF159584	05/08/2026	F50 Australia Pty Ltd t/as Sail GP			4,500.00
			Sail GP event 17 January 2026	4,500.00	
EF159856	19/08/2026	Family Pet Care Pty Ltd			240.00
			Rangers Team - animal cremation	240.00	
DD004359	17/08/2026	Fat Zebra Pty Ltd			1,533.84
			17.08.2026-Fat Zebra Fee Fat Zebra Pty L	1,533.84	
EF159868	19/08/2026	Fedele James Camarda			5,519.17
			Meeting Allowance	5,519.17	
EF159695	12/08/2026	Felicity Bodycoat			146.45
			Found_July 2026 21209 Felicity Bodycoat	146.45	
EF159925	19/08/2026	FEVP Pty Ltd t/as Port City Emergency Ve			546.50
			Vet services for Rangers Team	546.50	
EF159748	12/08/2026	Firescope Fire Services Pty Ltd			874.50
			Supply & install of Fire-Retardant spray	874.50	
EF159803	19/08/2026	First 5 Minutes Pty Ltd			6,286.50
			Emergency Management Training	684.75	
			Emergency Management Training	684.75	
			Emergency Management Training	492.25	

City of Fremantle

Payment Register

Payment No	Payment Date	Payee	Invoice Description	Invoice Amount	Payment Amount
			Emergency Management Training	492.25	
			Emergency Management Training	684.75	
			Emergency Management Training	492.25	
			Emergency Management Training	492.25	
			Emergency Management Training	893.75	
			Emergency Management Training	684.75	
			Emergency Management Training	684.75	
DD004360	03/08/2026	First Data Merchant Solutions Australia Pty			15,578.62
			03.08.2026-Merch First Data Fee First Data	15,578.62	
EF159921	19/08/2026	Fiscus Consulting Pty Ltd			473.00
			Inground Irrigation Consult- Samson Park	473.00	
EF159679	12/08/2026	FM Ogilvie			920.00
			Welcome to Country- Fred Ogilvie	600.00	
			Workshop 2 - 24/6/26 - Freda Ogilvie	320.00	
EF160006	26/08/2026	FM Ogilvie			250.00
			Sitting fees for the WRAP working group	250.00	
EF159567	05/08/2026	Forestree Australia Pty Ltd			9,900.00
			Forestree subscription - 2026-2027	9,900.00	

City of Fremantle

Payment Register

Payment No	Payment Date	Payee	Invoice Description	Invoice Amount	Payment Amount
EF159620	12/08/2026	Frane Lessac T/as Artbeat Publishers			20.20
			Found_July 2026 10960 Frane Lessac	20.20	
EF159854	19/08/2026	Franklyn Mofflin			3,351.84
			Meeting Allowance	3,351.84	
EF159516	05/08/2026	Fremantle Markets			66.33
			Energy reimbursement costs-under awning	66.33	
EF159968	26/08/2026	Fremantle Men's Community Shed Inc			1,424.98
			Payment of Invoice 302 - Sticker removal	1,424.98	
EF159750	12/08/2026	Fremantle PA Hire			85,916.37
			Victoria Hall Performance Upgrades	85,916.37	
EF159500	05/08/2026	Fremantle Port Authority			881.54
			J Shed Studios	881.54	
EF159498	05/08/2026	Fremantle Press			337.82
			Fremantle Press	337.82	
EF159712	12/08/2026	Front Runner Avl Pty Ltd			1,166.00
			Audio production, stage and technician f	1,166.00	
EF159569	05/08/2026	Futureproof Building Services Pty Ltd			27,699.04
			Ceiling Leak - Signal Station	375.94	

City of Fremantle

Payment Register

Payment No	Payment Date	Payee	Invoice Description	Invoice Amount	Payment Amount
			Multi Painting Works - FLC	7,139.00	
			Multi Works - Evan Davies	16,222.80	
			Roof Leak Rear Toilet - Gino's	313.00	
			Roof Leaks - Meerlinga Child Care	301.40	
			Winter Gutter Cleans - FAC - Jul & Aug	3,346.90	
EF159888	19/08/2026	Futureproof Building Services Pty Ltd			2,578.39
			Blocked Downpipes/Drains - Moore's Bldg	389.39	
			Removal of Roof Graffiti - Victoria Hall	2,189.00	
EF159663	12/08/2026	Gardner Lisa			386.83
			Found_July 2026 19309 Kor	386.83	
DD004353	03/08/2026	Garnama Pty Ltd T/A Les Mills Asia Pacific			1,674.69
			03.08.2026-Les Mills Aug 2026 Garnama Pty Ltc	1,674.69	
EF159874	19/08/2026	Garnama Pty Ltd T/A Les Mills Asia Pacific			5,772.40
			Gym Equipment for FLC	5,772.40	
EF159583	05/08/2026	Genus Environmental Pty Ltd			13,020.70
			Powerline Clearance - 2026-2027	2,747.80	
			Powerline Clearance - 2026-2027	7,929.90	
			Powerline Clearance - 2026-2027	2,343.00	

City of Fremantle

Payment Register

Payment No	Payment Date	Payee	Invoice Description	Invoice Amount	Payment Amount
EF159916	19/08/2026	Genus Environmental Pty Ltd			1,870.00
			Powerline Clearance - 2026-2027	1,870.00	
EF160035	26/08/2026	Geoffrey Ronald Addison			250.00
			Sitting fees for the WRAP working group	250.00	
EF159899	19/08/2026	Gerfran Pty Ltd T/A The Frenchams Grou			1,460.80
			Hire and maintenance of indoor plants	66.00	
			Indoor Greenery 2026-2027 - WCC	1,394.80	
EF159704	12/08/2026	GLEN FLOOD GROUP (GFG) PTY LTD			7,185.75
			Engineering Consulting Services 26-27	3,181.75	
			Engineering Consulting Services 26-27	4,004.00	
EF160024	26/08/2026	GLEN FLOOD GROUP (GFG) PTY LTD			4,361.50
			Engineering Consulting Services 26-27	4,361.50	
EF159518	05/08/2026	Go Graphics			1,424.50
			6 x Printed Banner Mesh - Hilton Park	1,424.50	
EF159862	19/08/2026	GRA PARTNERS PTY LTD			13,200.00
			Advocacy and Market Research Services wi	13,200.00	
EF159853	19/08/2026	Graham Geoffrey			3,351.84
			Meeting Allowance	3,351.84	

City of Fremantle

Payment Register

Payment No	Payment Date	Payee	Invoice Description	Invoice Amount	Payment Amount
EF159587	05/08/2026	Great Southern Truffles Pty Ltd			5,500.00
			Truffle Sponsorship Part 2	5,500.00	
EF159826	19/08/2026	Greenacres Turf Group			6,504.00
			Turf Replacement - Frem Oval	6,504.00	
EF159990	26/08/2026	Greenacres Turf Group			5,619.30
			Turf install - Dick Lawrence	4,968.50	
			Turf Replacement - Frem Oval	650.80	
EF159806	19/08/2026	Greensteam Australia Pty Ltd			41,284.55
			Sched 1A - CBD/CBD Priority-July-Nov 26	1,878.84	
			Sched 1B - Arterial Roads- July-Nov 2026	36,199.16	
			Sched 1D - Foreshore Areas - Jul-Nov 26	2,755.63	
			Schedule 1F - FLC - July-Nov 2026	450.92	
EF159973	26/08/2026	Greensteam Australia Pty Ltd			593.74
			Ad-Hoc Weed Control - July-Nov 2026	593.74	
EF160012	26/08/2026	Greenway Turf Solutions Pty Ltd			1,886.50
			Horticultural Supplies for Parks	1,886.50	
EF159640	12/08/2026	Gregson Jocelyn			141.40
			Found_July 2026 14209 Gregson Jocelyn	141.40	

City of Fremantle

Payment Register

Payment No	Payment Date	Payee	Invoice Description	Invoice Amount	Payment Amount
EF159597	12/08/2026	Gronbek Security			3,456.42
			Multi supply of padlocks	3,456.42	
EF159749	12/08/2026	Guillaume Martin Morillon/ I LOVE FREMA			64.99
			Monthly Merchandise Sales - July 2026	64.99	
EF159643	12/08/2026	Hadwin Anna			242.40
			Found_July 2026 15330 Hadwin Anna	242.40	
EF159876	19/08/2026	HAFELE AUSTRALIA PTY LTD			238.70
			Locker Access Override - WCC	238.70	
EF160050	26/08/2026	Harbour Space Pty Ltd			10,556.01
			Reimburse L3 Tenancy Fitouts	5,604.29	
			Reimburse L3 Tenancy Fitouts	3,664.72	
			Reimburse L3 Tenancy Fitouts	1,287.00	
EF159621	12/08/2026	Harrison Rodger			176.75
			Found_July 2026 10976 Harrison Rodger	176.75	
EF159565	05/08/2026	Hayley Family Trust T/A Bricks 4 Kidz App			4,510.00
			Lego workshops at Freo builds	4,510.00	
EF159510	05/08/2026	Hays Personnel Services			609.93
			Hire Land Admin Officer - Angela Sticca	609.93	

City of Fremantle

Payment Register

Payment No	Payment Date	Payee	Invoice Description	Invoice Amount	Payment Amount
EF159612	12/08/2026	Hays Personnel Services			953.02
			Hire Land Admin Officer - Angela Sticca	953.02	
EF159788	19/08/2026	Hays Personnel Services			686.17
			Hire Land Admin Officer - Angela Sticca	686.17	
EF159957	26/08/2026	Hays Personnel Services			1,601.06
			Hire Land Admin Officer - Angela Sticca	819.59	
			Hire Land Admin Officer - Angela Sticca	781.47	
EF159917	19/08/2026	Henry and Wilde - Peter Ellery			74.74
			Found_July 2026 23863 Peter Ellery	74.74	
EF159902	19/08/2026	Henschke Jewellery			27.78
			Found_July 2026 23294 Henschke Jewell	27.78	
EF159979	26/08/2026	Hilton Park Bowling & Recreation Club			1,388.00
			Community Donation - Hilton Park Bowling	500.00	
			hidden treasures catering riders	888.00	
EF159638	12/08/2026	Hines Patricia			101.00
			Found_July 2026 13767 Hines Patricia	101.00	
EF160008	26/08/2026	Hoisting Equipment Specialists WA / Hesw			672.10
			Inspect/replace lifting equipment- 26-27	672.10	

City of Fremantle

Payment Register

Payment No	Payment Date	Payee	Invoice Description	Invoice Amount	Payment Amount
EF159929	19/08/2026	Hong An James Nguyen			870.00
			James Nguyen artist fee	550.00	
			James Ngyuen per diems	320.00	
EF159576	05/08/2026	Hosemasters - Bibra Lake - NHB Group P			94.38
			MOBILE REPAIR SERVICE - Hose/Fittings	94.38	
EF159686	12/08/2026	Hovea Pottery Greg Crowe			787.80
			Found_July 2026 20885 Hovea Pottery	787.80	
EF159560	05/08/2026	HYDROCHEM			452.10
			Legionella Testing - 10 Shuffrey St	452.10	
EF159877	19/08/2026	HYDROCHEM			297.55
			Legionella Testing - 81 Knutsford St	297.55	
EF159879	19/08/2026	Ian Daniell			315.63
			Found_July 2026 22425 Ian Daniell	315.63	
EF159811	19/08/2026	IAS Fine Art Logistics Pty Ltd			6,533.39
			Art Collection Storage June 2026	6,533.39	
EF159823	19/08/2026	ICS Australia Pty Ltd			1,492.70
			Invoice Payment J11572DL-1 South Beach	1,492.70	
EF159539	05/08/2026	Imagesource Digital Solutions			376.42

City of Fremantle

Payment Register

Payment No	Payment Date	Payee	Invoice Description	Invoice Amount	Payment Amount
			10NIP Banners PMP + WFAC	376.42	
EF159827	19/08/2026	Imagesource Digital Solutions			333.30
			1 x Wrapped Panel (In our hands)	333.30	
EF159991	26/08/2026	Imagesource Digital Solutions			297.00
			10NIP Tripod Corflutes front garden	297.00	
EF160031	26/08/2026	Ingrid Lydia Van Dorssen			3,351.84
			Meeting Allowance	3,351.84	
EF159817	19/08/2026	Instant Toilet & Shower Pty Ltd T/as Insta			3,115.20
			Hire of transportable lunchroom - CFC	404.80	
			Ken Allen Toilet Off-Hire	2,710.40	
EF159872	19/08/2026	INTELIFE GROUP LIMITED			523.56
			Beach Litter Collection - July-Sept 2026	523.56	
EF159887	19/08/2026	Intercheck Global			361.19
			Criminal History Checks	361.19	
EF160058	26/08/2026	Ivan Lyndon			250.00
			Sitting fees for the WRAP working group	250.00	
EF159828	19/08/2026	IXOM Pty Ltd			3,549.19
			Chlorine Gas	3,253.20	

City of Fremantle

Payment Register

Payment No	Payment Date	Payee	Invoice Description	Invoice Amount	Payment Amount
			IXOM Service Fees	295.99	
EF159992	26/08/2026	IXOM Pty Ltd			3,253.20
			Chlorine Gas	3,253.20	
EF160072	26/08/2026	James Hastings			2,000.00
			10NIP Stool/Table Hire	2,000.00	
EF159758	12/08/2026	James Meggitt t/as Fictional Reality			291.45
			Monthly Merchandise Sales - July 2026	291.45	
EF159499	05/08/2026	Jason Signmakers			1,211.54
			BEN Sign F20 and F22 - Port Beach	505.71	
			Various Parking Signs	385.51	
			Various Parking Signs	320.32	
EF159948	26/08/2026	Jason Signmakers			59,476.17
			Signs for Park Freo Project	59,476.17	
EF160068	26/08/2026	JAYD Swimwear Pty Ltd			4,493.50
			Swimwear	4,493.50	
EF159707	12/08/2026	Jayden Weston / Okaythen Pty Ltd trading			257.12
			Monthly Merchandise Sales - July 2026	257.12	
EF159542	05/08/2026	JB Hifi Commercial			318.68

City of Fremantle

Payment Register

Payment No	Payment Date	Payee	Invoice Description	Invoice Amount	Payment Amount
			Apple iPad Air 11 256GB	318.68	
EF159652	12/08/2026	JB Hifi Commercial			15,325.86
			Apple iPad Air 11 256GB	15,325.86	
EF159831	19/08/2026	JB Hifi Commercial			1,346.38
			Q-357001 - Samsung TV	1,346.38	
EF159886	19/08/2026	Jemima Williamson-Wong			3,351.84
			Meeting Allowance	3,351.84	
EF159841	19/08/2026	Jenny Dawson Trading as J Shed Ceramic			249.47
			Found_July 2026 19352 Jenny Dawson	249.47	
EF159573	05/08/2026	John F Filippone			679.25
			Procurement Advisory Subs Service 26/27	679.25	
EF159924	19/08/2026	Jones Lang LaSalle Advisory Services Pty			12,100.00
			Revalue Investment Properties for 3years	12,100.00	
EF159816	19/08/2026	Jubb Jessica			292.90
			Found_July 2026 14084 Jubb Jessica	292.90	
EF159726	12/08/2026	Julia Wade			55.55
			Found_July 2026 22769 Julia Wade	55.55	
EF159666	12/08/2026	Juluwarlu Group Aboriginal Corporation			242.91

City of Fremantle

Payment Register

Payment No	Payment Date	Payee	Invoice Description	Invoice Amount	Payment Amount
			Found_July 2026 19522 Juluwarlu	242.91	
EF159681	12/08/2026	Kaleidoscope Studio Pty Ltd			101.00
			Found_July 2026 20508 Helen Ansell	101.00	
EF159688	12/08/2026	KATE SALE JEWELLERY			350.98
			Found_July 2026 20957 Sale Kate	350.98	
EF160065	26/08/2026	Katie West			2,000.00
			Katie West artist fee	2,000.00	
EF159696	12/08/2026	Kaya Lee Carson			250.00
			Kaya Carson - 6 Seasons Workshop	250.00	
EF160056	26/08/2026	Kennth Austin t/as Cool Fodder			1,413.00
			Catering for Sporting Clubs Roundtable	713.00	
			Invoice INV-0068 - IEM Dinner 15/7/26	700.00	
EF159673	12/08/2026	Kerr James			32.83
			Monthly Merchandise Sales - July 2026	32.83	
EF159762	12/08/2026	Kerry Davies t/as Kreations by Kerry			12.03
			Monthly Merchandise Sales - July 2026	12.03	
EF159740	12/08/2026	Kilmore Group Pty Ltd			160,829.59
			Brad Hardie Clubrooms Refurbishment	160,829.59	

City of Fremantle

Payment Register

Payment No	Payment Date	Payee	Invoice Description	Invoice Amount	Payment Amount
EF159763	12/08/2026	Kimberley Parkin			10,500.00
			10 NIP Materials The Genesis Project	3,000.00	
			10NIP Artist Fee - The Genesis Project	7,500.00	
EF159737	12/08/2026	Kimberry Design			134.00
			Monthly Merchandise Sales - July 2026	134.00	
EF159684	12/08/2026	Kings-Lynne Susannah Louise T/as Susar			42.93
			Found_July 2026 20550 Kings-Lynne Susannah	42.93	
EF159505	05/08/2026	Kleenheat Gas			1,210.45
			Gas Usage - Walyalup Civic Centre	1,210.45	
EF159604	12/08/2026	Kleenheat Gas			37,836.05
			Gas Usage - Fremantle Leisure Centre	37,836.05	
EF159520	05/08/2026	Kleenit			3,708.46
			Graffiti Removal - City Wide	1,868.16	
			Graffiti Removal - City Wide	1,840.30	
EF159799	19/08/2026	Kleenit			915.25
			Graffiti Removal - City Wide	915.25	
EF159970	26/08/2026	Kleenit			2,319.19
			Graffiti Removal - City Wide	708.55	

City of Fremantle

Payment Register

Payment No	Payment Date	Payee	Invoice Description	Invoice Amount	Payment Amount
			Graffiti Removal - City Wide	1,610.64	
EF160051	26/08/2026	Korn Ferry (AU) Pty Ltd			11,223.30
			Korn Ferry Subscription Renewal	11,223.30	
EF159860	19/08/2026	Kulbardi Pty Ltd			165.58
			Cleanlink Microfibre Cloth Green 40x40xm	165.58	
EF159599	12/08/2026	L.G.R.C.E.U			792.00
			LGRCEU Coy 2 Period Type O Comp Ref 827.0	792.00	
EF159944	26/08/2026	L.G.R.C.E.U			792.00
			LGRCEU Coy 2 Period Type O Comp Ref 827.0	792.00	
EF160057	26/08/2026	Landscape and Maintenance Solutions Pt			41,145.50
			Ad-Hoc Maintenance 2026-2027 Multi Areas	6,259.00	
			Leighton Beach SAR Maintenance Jul-Sept INV-	5,005.00	
			Local Reserve Maint, Sched 1 - 2026-2027	3,333.00	
			Street Garden Maint-Sched 2 - 2026-2027	26,548.50	
EF159591	05/08/2026	Leanne Thorpe			234.54
			Reimbursement of costs	234.54	
EF159898	19/08/2026	Leela Dilkes-Hoffman			154.03
			Found_July 2026 23254 Dilkes-Hoffman Design	154.03	

City of Fremantle

Payment Register

Payment No	Payment Date	Payee	Invoice Description	Invoice Amount	Payment Amount
EF159512	05/08/2026	Leisure Institute of WA Aquatics Inc			561.79
			LIWA membership	561.79	
EF159670	12/08/2026	LG Solutions Pty Limited			9,350.00
			Cloud Fees and Charges 26/27	9,350.00	
EF159661	12/08/2026	Linemarking WA Pty Ltd			1,877.45
			Linemarking Maintenance Works- 2026-2027	1,877.45	
EF159999	26/08/2026	Linemarking WA Pty Ltd			1,081.63
			Linemarking - Stoke Street Car Park	1,081.63	
EF159727	12/08/2026	Linfox Armaguard Pty Ltd			182.40
			Cash Collections Parking-Jul26 to Jun27	182.40	
EF159558	05/08/2026	Lion-Beer Spirits & Wine Pty Ltd T/A Little			912.00
			Business Events Perth Famil-1 Aug 26	912.00	
EF159699	12/08/2026	Little Arthouse / Vanessa Lombardo			64.48
			Vanessa Lombardo Tutor Materials	64.48	
EF159723	12/08/2026	Little Rippers Technology			2,607.00
			Dog Waste Bags - 2026-2027	2,607.00	
EF159997	26/08/2026	Local Government Professionals Australia			1,490.00
			Reg T Hellebrekers-Contract Man Wkshop	1,490.00	

City of Fremantle

Payment Register

Payment No	Payment Date	Payee	Invoice Description	Invoice Amount	Payment Amount
EF160039	26/08/2026	Lynne Carlin			400.00
			Lynne Carlin - facilitator fees	400.00	
EF159810	19/08/2026	M P Rogers & Associates			4,768.04
			Design Works - Port Beach Backpassing	4,768.04	
EF159721	12/08/2026	Mackinnon, Wendy May T/A Banksia Lane			41.89
			Monthly Merchandise Sales - July 2026	41.89	
EF159849	19/08/2026	Macklin Nicola Tracey			247.45
			Found_July 2026 19996 NTM Jewellery	247.45	
EF159557	05/08/2026	MADDOG Promotional Products			1,486.98
			Promotional products Freo Toy Library	1,486.98	
EF159959	26/08/2026	Main Roads Western Australia			28,128.36
			Linemarking costs - Swanbourne st	11,275.46	
			Linemarking costs - York St	9,888.57	
			Signage/Pavement Marking - Forrest St	6,964.33	
EF159502	05/08/2026	Major Motors			1,144.93
			Isuzu Parts and Diagnostics - 2026-2027	111.31	
			Isuzu Parts and Diagnostics - 2026-2027	1,033.62	
EF159782	19/08/2026	Major Motors			123.70

City of Fremantle

Payment Register

Payment No	Payment Date	Payee	Invoice Description	Invoice Amount	Payment Amount
			Isuzu Parts and Diagnostics - 2026-2027	12.39	
			Isuzu Parts and Diagnostics - 2026-2027	111.31	
EF159708	12/08/2026	Malcolm Parry			131.30
			Found_July 2026 22093 Malcolm Parry	131.30	
EF159720	12/08/2026	Malone, Victoria			126.25
			Found_July 2026 22450 Victoria Malone	126.25	
EF160043	26/08/2026	Maria Hermann			250.00
			Facilitator fees + material costs	250.00	
EF159702	12/08/2026	Mariotti, Alberto			675.00
			PAA291 Anita Hill - gardening job	75.00	
			PAA292 Pauline Day - gardening job	150.00	
			PAA296 & 296 N&K McNeil	300.00	
			PAA298 - Maureen Finn	150.00	
EF159646	12/08/2026	Mastec Australia Pty Ltd			1,578.93
			25x 240L Lime Green Bins-White Lids- CFC	1,578.93	
EF159761	12/08/2026	Master Picture Framers Myaree-Trustee fc			548.11
			Framing	548.11	
EF159572	05/08/2026	Maxey Plumbing Pty Ltd			10,106.08

City of Fremantle

Payment Register

Payment No	Payment Date	Payee	Invoice Description	Invoice Amount	Payment Amount
			A/H callout 11/7/26- Blocked Toilet- WCC	438.08	
			Blocked Toilet - Essex St Toilet	97.35	
			Cliff St Toilets - 22/6/26 - Job #23837	418.59	
			Disabled toilet/Female sink repair- NFCC	302.65	
			Hilton Park Toilets - Whole toilet block	2,715.00	
			Leaking toilet 11/6/26 Job 23976 - NFCC	472.41	
			Male Tap Repair - Horrie Long Toilets	299.18	
			Male toilet blocked - Leighton C/Room	217.40	
			Middle female toilet blocked - Depot	146.03	
			Multi Works - South Beach Changerooms	507.46	
			Plumbing Services - Parks	1,765.78	
			Plumbing Services 2026-2027 - Parks	2,047.30	
			Soakwell blocked- Golf Course Maint Shed	581.50	
			Toilet Blocked - Essex Street Toilets	97.35	
EF159732	12/08/2026	Maxey Plumbing Pty Ltd			7,214.74
			A/H 19/7/26 Grease trap - Exeloo toilet	2,585.01	
			Blocked Male Toilet - Cliff Street	311.03	
			Broken Sewer Pipe - Hilton PCYC	2,151.11	

City of Fremantle

Payment Register

Payment No	Payment Date	Payee	Invoice Description	Invoice Amount	Payment Amount
			Emergency shower failed - FRC, Depot	194.70	
			Waterless cartridges- Naval Stores 26-27	1,375.00	
			WCC Ground Floor Billi Tap Investigation	597.89	
EF159891	19/08/2026	Maxey Plumbing Pty Ltd			9,429.39
			A/H 25/7 Blocked Toilet - Exeloo Toilet	520.81	
			A/H 25/7/2 Tap Running - Boo Park	438.08	
			Billi Units - WCC, 151 High St	423.50	
			Billi Units - WCC, 151 High St	605.00	
			Blocked Toilet - South Beach Changerooms	97.35	
			Blocked Toilet - Sullivan Hall	146.03	
			Burst Pipe - Fremantle Park Clubrooms	217.29	
			Leaking Tap & Toilet - Paper Bird	582.90	
			Tap Leaking - Beach Street Toilets	287.10	
			Toilet and Shower Works - Ken Allen	1,247.95	
			Waste Water-PCYC-34 Paget Street	2,806.38	
			Waste Water-PCYC-34 Paget Street	2,057.00	
EF160036	26/08/2026	Maxey Plumbing Pty Ltd			5,657.80
			Blocked Female Toilet - Leighton Bch C/R	146.03	

City of Fremantle

Payment Register

Payment No	Payment Date	Payee	Invoice Description	Invoice Amount	Payment Amount
			Blocked Female Toilet - Pt Beach	194.70	
			Blocked Toilet - Sullivan Hall	311.03	
			Blocked Urinal - Beach Street Toilets	210.88	
			Booyeembara Park Toilets - Vandalized -	468.77	
			Essex Street toilets - Blocked Toilet	146.03	
			Leighton Beach Blocked female	224.41	
			Naval Stores Toilets - Blocked Toilet -	311.03	
			Port Beach Changerooms - Broken Shower	253.87	
			Waste Water-PCYC-34 Paget Street	1,666.50	
			Water pressure too high: Ceramics Studio	1,109.04	
			WCC L2 Male Toilet Water Pressure	97.35	
			WCC Town Hall Blocked Urinal	518.16	
EF159561	05/08/2026	Maxima Group			4,446.23
			Agency Labour - Mechanic	2,554.74	
			Labour Hire 2026-2027 - CFC	1,287.05	
			Traineeship Facilitation	604.44	
EF159715	12/08/2026	Maxima Group			30,054.07
			Agency Labour - Mechanic	2,076.82	

City of Fremantle

Payment Register

Payment No	Payment Date	Payee	Invoice Description	Invoice Amount	Payment Amount
			Casual Labour Hire - Parks & Landscapes	7,648.16	
			Labour Hire 2026-2027 - CFC	2,494.95	
			Labour Hire 2026-2027 - CFC	889.15	
			Labour Hire 2026-2027 - CFC	444.58	
			Labour Hire 2026-2027 - Sweep/Cleansing	9,845.05	
			Labour Hire 2026-2027 - Sweep/Cleansing	4,610.36	
			Labour Hire- Drainage Team- Jul-Dec 26	2,045.00	
EF159878	19/08/2026	Maxima Group			54,651.07
			Agency Labour - Mechanic	4,672.86	
			Agency Labour - Mechanic	2,658.79	
			Casual Labour Hire - Parks & Landscapes	1,939.17	
			Casual Labour Hire - Parks & Landscapes	8,239.89	
			Casual Labour Hire - Parks & Landscapes	9,754.69	
			Labour Hire 2026-2027 - CFC	4,188.43	
			Labour Hire 2026-2027 - CFC	1,175.90	
			Labour Hire 2026-2027 - Sweep/Cleansing	6,201.27	
			Labour Hire- Drainage Team- Jul-Dec 26	1,392.34	
			Labour Hire- Drainage Team- Jul-Dec 26	2,611.65	

City of Fremantle

Payment Register

Payment No	Payment Date	Payee	Invoice Description	Invoice Amount	Payment Amount
			Labour Hire- Drainage Team- Jul-Dec 26	2,045.00	
			Payment of Multi Invoices - Mar-June 26	1,386.99	
			Payment of Multi Invoices - Mar-June 26	1,119.46	
			Payment of Multi Invoices - Mar-June 26	1,150.13	
			Payment of Multi Invoices - Mar-June 26	1,097.33	
			Payment of Multi Invoices - Mar-June 26	1,119.46	
			Payment of Multi Invoices - Mar-June 26	1,439.80	
			Payment of Multi Invoices - Mar-June 26	1,378.46	
			Traineeship Facilitation	1,079.45	
EF160027	26/08/2026	Maxima Group			20,161.36
			Casual Labour Hire - Parks & Landscapes	10,447.64	
			Payment of Multi Invoices - Mar-June 26	1,294.97	
			Payment of Multi Invoices - Mar-June 26	1,017.24	
			Payment of Multi Invoices - Mar-June 26	1,150.13	
			Payment of Multi Invoices - Mar-June 26	1,439.80	
			Payment of Multi Invoices - Mar-June 26	1,409.13	
			Payment of Multi Invoices - Mar-June 26	1,150.13	
			Traineeship Facilitation	1,127.62	

City of Fremantle

Payment Register

Payment No	Payment Date	Payee	Invoice Description	Invoice Amount	Payment Amount
			Traineeship Facilitation	1,124.70	
EF159808	19/08/2026	McGarvey Kieren			120.00
			McGarvey Kieren Life Model 26/27 FY	120.00	
EF159574	05/08/2026	McLeods Lawyers Pty Ltd			3,833.50
			Legal - Deed extension Victoria Hall	1,194.60	
			Legal - Deed extension Victoria Hall	342.10	
			Legal Advice - major land transaction	2,296.80	
EF159734	12/08/2026	McLeods Lawyers Pty Ltd			925.10
			Parking - Court Proceedings	925.10	
EF159893	19/08/2026	McLeods Lawyers Pty Ltd			671.00
			Legal advice - Ranger Dog Act Prosecuti	671.00	
EF160038	26/08/2026	McLeods Lawyers Pty Ltd			1,517.45
			Legal - Deed extension Victoria Hall	738.10	
			Legal Agreements-Fremantle Park Licences	779.35	
EF159804	19/08/2026	McMullen Nolan Group Pty Ltd			13,585.00
			GPR assessment - WCC lawn/Church	13,585.00	
EF159895	19/08/2026	Meaghan Johnson			136.35
			Found_July 2026 23174 Meaghan Johnson	136.35	

City of Fremantle

Payment Register

Payment No	Payment Date	Payee	Invoice Description	Invoice Amount	Payment Amount
EF159648	12/08/2026	Megirian Ellen Rose			161.60
			Found_July 2026 17193 Megirian Rose	161.60	
EF159914	19/08/2026	Melanie Clark			3,351.84
			Meeting Allowance	3,351.84	
EF159644	12/08/2026	Melanie Sharpham t/as Eucalypt Homewa			249.98
			Found_July 2026 15749 Eucalypt Homewares	249.98	
EF159834	19/08/2026	Melissa Ellero			64.64
			Found_July 2026 18456 Ellero Melissa	64.64	
EF159523	05/08/2026	Men Behaving Handy			923.54
			Bus Shelter Reactive Maintenance	346.04	
			Bus Shelter Reactive Maintenance	288.75	
			Bus Shelter Reactive Maintenance	288.75	
EF159800	19/08/2026	Men Behaving Handy			288.75
			Bus Shelter Reactive Maintenance	288.75	
EF159786	19/08/2026	MetroCount			19,773.60
			ATLYST Pro Subscription 2026-2027	19,773.60	
EF160032	26/08/2026	Michal Paulin Aerial Photography			140.40
			Monthly Merchandise Sales - July 2026	140.40	

City of Fremantle

Payment Register

Payment No	Payment Date	Payee	Invoice Description	Invoice Amount	Payment Amount
EF160000	26/08/2026	Mitchell Myra			257.55
			Found_July 2026 19324 Mitchell Myra	257.55	
EF159779	19/08/2026	Modern Teaching Aids Pty Ltd			744.32
			back ordered toys	66.11	
			general toy stock	678.21	
EF159949	26/08/2026	Modern Teaching Aids Pty Ltd			407.44
			general toy stock	407.44	
EF160037	26/08/2026	Monday.com LTD			14,814.00
			Monday work management	14,814.00	
EF159703	12/08/2026	Moray & Agnew			2,132.90
			Legal Advice	2,132.90	
EF159869	19/08/2026	Moray & Agnew			13,372.92
			Legal Assistance - Investigation 6111	9,552.40	
			Mixed Legal advice -Field Service Team	2,175.14	
			Mixed Legal advice -Field Service Team	1,645.38	
EF160021	26/08/2026	Moray & Agnew			686.40
			Mixed Legal advice -Field Service Team	686.40	
EF159815	19/08/2026	Mowanjum Artists Spirit of the Wandjina Al			49.24

City of Fremantle

Payment Register

Payment No	Payment Date	Payee	Invoice Description	Invoice Amount	Payment Amount
			Found_July 2026 13989 Mowanjum	49.24	
EF159662	12/08/2026	Mulders Anna			138.88
			Found_July 2026 19268 Anna Mulders	138.88	
DD004352	03/08/2026	NAB - Bank Charges Only			393.40
			31.07.2026-Bpay Fee NAB - Charges	393.40	
DD004354	05/08/2026	NAB - Bank Charges Only			1,616.74
			31.07.2026-Nab Merc Fee July'26 NAB - Charg	1,616.74	
DD004363	27/08/2026	NAB - Bank Charges Only			399.45
			27.08.2026-Direct Link Fee Jul'26 NAB - Charge	399.45	
DD004365	28/08/2026	NAB - Bank Charges Only			34.50
			28.08.2026-Aug'26 Bank Fee NAB - Charges	34.50	
EF159668	12/08/2026	Nagtzaam Mark			150.50
			Found_July 2026 19587 Mark Nagtzaam	75.25	
			Found_Jun 2026 19587 Mark Nagtzaam	75.25	
EF159795	19/08/2026	Natural Area Holdings Pty Ltd			5,831.10
			2340 x tube stock - Coastwest 2025-2026	5,831.10	
EF159650	12/08/2026	Natural Light Photography			32.16
			Monthly Merchandise Sales - July 2026	32.16	

City of Fremantle

Payment Register

Payment No	Payment Date	Payee	Invoice Description	Invoice Amount	Payment Amount
EF159822	19/08/2026	Nature Play Solutions			13,190.21
			Playground Renewal - Lookout Park	13,190.21	
EF159986	26/08/2026	Nearmap Australia Pty Ltd			17,116.11
			Nearmap Renewal	17,116.11	
EF159680	12/08/2026	Netstar Australia Pty Ltd			1,221.00
			Forward, In Cab and Rear Facing camera's	374.00	
			Forward, In Cab and Rear Facing camera's	473.00	
			Forward, In Cab and Rear Facing camera's	374.00	
EF159858	19/08/2026	NEXTDC Limited			3,116.26
			NextDC Services	3,116.26	
EF159624	12/08/2026	Nicole Ann Kelly			121.20
			Found_July 2026 11398 Nicole Kelly	121.20	
EF159525	05/08/2026	Norfolk Street Syndicate			3,776.71
			RCTI Carpark 56 - Standing Order 26/27	3,776.71	
EF159564	05/08/2026	NORRIS, NICOLE AMANDA			350.00
			Nikki Quartermaine - Bush Flower Essence	350.00	
EF159981	26/08/2026	North Fremantle Primary School P & C			500.00
			Community Donation -Nth Freo Primary P&C	500.00	

City of Fremantle

Payment Register

Payment No	Payment Date	Payee	Invoice Description	Invoice Amount	Payment Amount
EF159513	05/08/2026	Northlake Electrical Pty Ltd			3,815.44
			Lighting Maintenance - July-Oct 2026	428.40	
			Lighting Maintenance - July-Oct 2026	160.62	
			Lighting Maintenance - Rec Reserves	267.74	
			Reactive Streetlight Maintenance	1,921.52	
			Reactive Streetlight Maintenance	849.77	
			Reactive Streetlight Maintenance	187.39	
EF159616	12/08/2026	Northlake Electrical Pty Ltd			29,256.59
			Solar Lighting - Quarry St Car Park	29,256.59	
EF159792	19/08/2026	Northlake Electrical Pty Ltd			17,657.54
			Irrigation Elect Services - Jul-Oct 2026	588.97	
			Irrigation Elect Services - Jul-Oct 2026	214.17	
			Irrigation Elect Services - Jul-Oct 2026	376.61	
			Lighting Maintenance - July-Oct 2026	107.09	
			Lighting Maintenance - July-Oct 2026	1,297.18	
			Lighting Maintenance - July-Oct 2026	160.66	
			Reactive Streetlight Maint - July-Oct 26	1,185.80	
			Reactive Streetlight Maint - July-Oct 26	2,578.61	

City of Fremantle

Payment Register

Payment No	Payment Date	Payee	Invoice Description	Invoice Amount	Payment Amount
			Reactive Streetlight Maint - July-Oct 26	1,243.61	
			Reactive Streetlight Maint - July-Oct 26	1,585.39	
			Reactive Streetlight Maint - July-Oct 26	318.29	
			Reactive Streetlight Maint - July-Oct 26	2,654.05	
			Reactive Streetlight Maint - July-Oct 26	475.34	
			Reactive Streetlight Maint - July-Oct 26	535.43	
			Reactive Streetlight Maint - July-Oct 26	2,876.45	
			Reactive Streetlight Maint - July-Oct 26	1,459.89	
EF159961	26/08/2026	Northlake Electrical Pty Ltd			28,702.81
			Irrigation Elect Services - Jul-Oct 2026	214.17	
			Lighting Maintenance - July-Oct 2026	374.77	
			Lighting Maintenance - July-Oct 2026	1,918.25	
			Lighting Maintenance - July-Oct 2026	1,709.05	
			Lighting Maintenance - July-Oct 2026	4,535.30	
			Lighting Maintenance - July-Oct 2026	5,697.31	
			Parks BBQ Electric services- July-Oct 26	3,105.39	
			Reactive Streetlight Maint - July-Oct 26	214.17	
			Reactive Streetlight Maint - July-Oct 26	1,458.36	

City of Fremantle

Payment Register

Payment No	Payment Date	Payee	Invoice Description	Invoice Amount	Payment Amount
			Reactive Streetlight Maint - July-Oct 26	5,660.60	
			Reactive Streetlight Maint - July-Oct 26	1,383.42	
			Reactive Streetlight Maint - July-Oct 26	2,432.02	
EF159618	12/08/2026	Nyoongar Outreach Services Incorporated			16,500.00
			Nyoongar Outreach service	16,500.00	
EF159547	05/08/2026	OccuMed Consulting Pty Ltd			2,591.60
			Pre-employment Medicals	536.80	
			Pre-employment Medicals	536.80	
			Pre-employment Medicals	536.80	
			Pre-employment Medicals	536.80	
			Pre-employment Medicals	444.40	
EF159665	12/08/2026	OccuMed Consulting Pty Ltd			462.00
			Audiometric Testing	462.00	
EF159842	19/08/2026	OccuMed Consulting Pty Ltd			1,610.40
			Pre-employment Medicals	536.80	
			Pre-employment Medicals	536.80	
			Pre-employment Medicals	536.80	
EF160001	26/08/2026	OccuMed Consulting Pty Ltd			1,584.00

City of Fremantle

Payment Register

Payment No	Payment Date	Payee	Invoice Description	Invoice Amount	Payment Amount
			Pre-employment Medicals	510.40	
			Pre-employment Medicals	536.80	
			Pre-employment Medicals	536.80	
EF159678	12/08/2026	Officeworks Ltd			123.90
			Officeworks Term 3	35.00	
			Officeworks Term 3	88.90	
EF159850	19/08/2026	Officeworks Ltd			5.95
			Officeworks Term 3	5.95	
EF159570	05/08/2026	Omnicom Media Group Australia Pty Ltd			6,754.36
			10NIP Billboard ads	4,699.18	
			Credit note - FISAF Meta	-2,053.34	
			Fremantle Herald - Fortnightly 1/4 Page	1,067.26	
			Hidden Treasures additional Meta spend	1,721.74	
			PO for advertsing - Marketforce	321.22	
			PO for advertsing - Marketforce	291.96	
			Public Notice-Padel 360 Fremantle Park	706.34	
EF159728	12/08/2026	Omnicom Media Group Australia Pty Ltd			2,564.34
			Anzac Day Fremantle Herald Ad	780.76	

City of Fremantle

Payment Register

Payment No	Payment Date	Payee	Invoice Description	Invoice Amount	Payment Amount
			Manjaree EOI Herald Advert	780.76	
			Public Notice-Padel 360 Fremantle Park	321.22	
			Tender Advertisement FY26/27 The West	681.60	
EF160034	26/08/2026	Omnicom Media Group Australia Pty Ltd			884.78
			Governance General Public Notices 26/27	321.22	
			Newspaper ads for Local Laws 26-27	563.56	
EF159995	26/08/2026	One-Multi Pty Ltd			396.00
			Booyeembara toilet clean	396.00	
EF159528	05/08/2026	Owners of Strata Plan 21705			5,471.96
			RCTI Carpark 43 - Standing Order 26/27	5,471.96	
EF159847	19/08/2026	Oxlade Bros Pty Ltd			732.60
			Oxlades Term 3	652.98	
			Oxlades Term 3	79.62	
EF159687	12/08/2026	OZTROLOGY			20.64
			Monthly Merchandise Sales - July 2026	20.64	
EF159515	05/08/2026	Paramount Security Services			546.66
			WFAC Security 2026-2027	546.66	
EF159965	26/08/2026	Paramount Security Services			819.98

City of Fremantle

Payment Register

Payment No	Payment Date	Payee	Invoice Description	Invoice Amount	Payment Amount
			WFAC Security 2026-2027	819.98	
EF159549	05/08/2026	Parker Black & Forrest			756.80
			14 x 4BI Building Access keys	474.10	
			Keys - Brad Hardy, Bruce Lee, Freo Park	282.70	
EF159682	12/08/2026	Parker Black & Forrest			517.00
			Salto programming works- Frem Park	517.00	
EF160007	26/08/2026	Parker Black & Forrest			380.11
			Alterations to lock - Victoria Hall	380.11	
EF159935	19/08/2026	Patagonia Grillers Trust - Rodrigo Pedreira			2,800.00
			10NIP Catering	2,800.00	
DD004355	07/08/2026	Payrix Australia Pty Ltd (Direct Debit)			260.55
			07.08.2026-Payrix Fee Payrix Australi	260.55	
DD004358	14/08/2026	Payrix Australia Pty Ltd (Direct Debit)			2,238.10
			14.08.2026-Feel Invoice Payrix Fee Payrix Austr	2,238.10	
DD004362	21/08/2026	Payrix Australia Pty Ltd (Direct Debit)			203.22
			21.08.2026-Payrix Fee Payrix Australi	203.22	
DD004364	28/08/2026	Payrix Australia Pty Ltd (Direct Debit)			2,309.56
			28.08.2026-Payrix Fee Payrix Australi	2,309.56	

City of Fremantle

Payment Register

Payment No	Payment Date	Payee	Invoice Description	Invoice Amount	Payment Amount
EF159744	12/08/2026	Pentland Australia Pty Limited			39.60
			Speedo standing order 26/27	39.60	
EF159905	19/08/2026	Pentland Australia Pty Limited			17,690.20
			Speedo standing order 26/27	17,690.20	
EF159882	19/08/2026	PEP Transport			156.81
			Provide Courier service to the library	156.81	
EF159724	12/08/2026	Perfect Gym Solutions Pty Ltd			9,509.51
			Perfect Gym Annual Subscription Fees	3,090.71	
			Perfect Gym Annual Subscription Fees	3,009.75	
			Perfect Gym Annual Subscription Fees	3,090.71	
			Perfect Gym Annual Subscription Fees	171.49	
			PGM SMS Services	68.53	
			PGM SMS Services	78.32	
EF159636	12/08/2026	Perth Expo Hire			440.00
			Showcase damage at Freo Builds	440.00	
EF159736	12/08/2026	Peter A Murphy			73.70
			Monthly Merchandise Sales - July 2026	73.70	
EF159613	12/08/2026	Philippa Gordon			27.78

City of Fremantle

Payment Register

Payment No	Payment Date	Payee	Invoice Description	Invoice Amount	Payment Amount
			Found_July 2026 10567 Philippa Gordon	27.78	
EF159913	19/08/2026	Phillipa (Pip) Slaughter			3,351.84
			Meeting Allowance	3,351.84	
EF159566	05/08/2026	Pinnacle People			4,029.53
			Temp Facilities Support Officer - WCC	2,234.25	
			Temp Facilities Support Officer - WCC	1,795.28	
EF159719	12/08/2026	Pinnacle People			2,628.45
			Temp Facilities Support Officer - WCC	2,628.45	
EF159881	19/08/2026	Pinnacle People			2,242.13
			Temp Facilities Support Officer - WCC	2,242.13	
EF159912	19/08/2026	Pixel and Paper Loft - Jake Williams			77.77
			Found_July 2026 23724 Pixel and Paper Loft	77.77	
EF160053	26/08/2026	Pixel and Paper Loft - Jake Williams			4.69
			Monthly Merchandise Sales - July 2026	4.69	
EF159503	05/08/2026	Potters Market The			226.80
			Potters Market Term 3	226.80	
EF159953	26/08/2026	Potters Market The			3,467.56
			Potters Market Term 3	3,467.56	

City of Fremantle

Payment Register

Payment No	Payment Date	Payee	Invoice Description	Invoice Amount	Payment Amount
EF159521	05/08/2026	Precise Motion Products			28.20
			Seals and Bearings	28.20	
EF159789	19/08/2026	Precision Tech (WA) Pty Ltd T/A Royal Pu			975.85
			High Pressure Pumps and Parts - 26-27	975.85	
EF159633	12/08/2026	Print Ideas			5,126.00
			Artguide Magazine Advertising FY27 INV-28711	5,126.00	
EF159864	19/08/2026	PRINT LOGIC (WA) PTY LTD			1,867.80
			10NIP WCC Banner - Grass Slope	528.00	
			Printed Assets	1,007.60	
			Printed Assets	332.20	
EF160019	26/08/2026	PRINT LOGIC (WA) PTY LTD			4,484.70
			Dockers Printing - Flag Poles, Cranes	4,484.70	
EF159713	12/08/2026	Prue Johnson			87.03
			Monthly Merchandise Sales - July 2026	87.03	
EF159552	05/08/2026	Quoin Consulting Pty Ltd			3,300.00
			Damage Assessment -old firestation roof	3,300.00	
EF159692	12/08/2026	Quoin Consulting Pty Ltd			6,677.00
			Work Package 1- Investigate Roof & Lawn	6,677.00	

City of Fremantle

Payment Register

Payment No	Payment Date	Payee	Invoice Description	Invoice Amount	Payment Amount
EF159533	05/08/2026	Radonich Contracting Pty Ltd			26,048.77
			Drain installation - Wood St/ Holland St	3,463.49	
			Drain installation - Wood St/ Holland St	2,522.59	
			Maintenance of Beach Accessways	1,581.83	
			Maintenance of Beach Accessways	1,399.53	
			Maintenance of Beach Accessways	1,581.83	
			Maintenance of Beach Accessways	1,217.25	
			Maintenance of Beach Accessways	1,399.53	
			Verge Mulching/Other works - Apr-June 26	1,087.88	
			Verge Mulching/Other works - Apr-June 26	1,635.94	
			Verge Mulching/Other works - Apr-June 26	2,275.75	
			Wet & Dry Machinery Hire - Road Maint.	4,943.08	
			Wet & Dry Machinery Hire - Road Maint.	2,940.07	
EF159821	19/08/2026	Radonich Contracting Pty Ltd			12,367.55
			Machinery Wet Hire - Footpaths - 26-27	3,300.00	
			Machinery Wet Hire - Footpaths - 26-27	852.65	
			Maintenance of Beach Accessways 26-27	1,581.83	
			Maintenance of Beach Accessways 26-27	1,399.53	

City of Fremantle

Payment Register

Payment No	Payment Date	Payee	Invoice Description	Invoice Amount	Payment Amount
			Maintenance of Beach Accessways 26-27	852.65	
			Maintenance of Beach Accessways 26-27	1,581.83	
			Maintenance of Beach Accessways 26-27	1,399.53	
			Maintenance of Beach Accessways 26-27	1,399.53	
EF159984	26/08/2026	Radonich Contracting Pty Ltd			56,369.00
			Hard Landscaping Machine Works	852.65	
			Hard Landscaping Machine Works	1,478.35	
			L/Scape Machine Works - Passive Reserves	16,641.65	
			L/Scape Machine Works - Passive Reserves	10,466.57	
			L/Scape Machine Works - Passive Reserves	1,236.38	
			Maintenance of Beach Accessways 26-27	1,581.83	
			Maintenance of Beach Accessways 26-27	1,581.83	
			Maintenance of Beach Accessways 26-27	1,581.83	
			Maintenance of Beach Accessways 26-27	1,399.53	
			Maintenance of Beach Accessways 26-27	1,581.83	
			Maintenance of Beach Accessways 26-27	1,643.48	
			Maintenance of Beach Accessways 26-27	1,454.09	
			Maintenance of Beach Accessways 26-27	1,581.83	

City of Fremantle

Payment Register

Payment No	Payment Date	Payee	Invoice Description	Invoice Amount	Payment Amount
			Maintenance of Beach Accessways 26-27	1,399.53	
			Maintenance of Beach Accessways 26-27	1,454.09	
			Maintenance of Beach Accessways 26-27	1,643.48	
			Removal of sweepings & tailings - Roads	2,998.88	
			Removal of sweepings & tailings - Roads	2,840.19	
			Removal of sweepings & tailings - Roads	2,950.98	
EF159919	19/08/2026	RE.CYCLE (CANNING VALE) PTY LTD			215,893.39
			Gate Fee - Residential Recycling	523.05	
			Gate Fee - Residential Recycling	27,455.81	
			Gate Fee - Residential Recycling	83,032.94	
			Gate fee processing costs - Recycling	348.15	
			Gate fee processing costs - Recycling	76,431.74	
			Gate fee processing costs - Recycling	21,125.28	
			Green waste verge collect/process- 25-26	2,054.06	
			Green waste verge collect/process- 25-26	14,681.35	
			Process garden waste - Waste Team	3,500.76	
			Process garden waste - Waste Team	-18,182.11	
			Process garden waste - Waste Team	4,922.36	

City of Fremantle

Payment Register

Payment No	Payment Date	Payee	Invoice Description	Invoice Amount	Payment Amount
EF160054	26/08/2026	RE.CYCLE (CANNING VALE) PTY LTD			4,453.22
			Process Garden Waste - Waste Team- 26-27	4,453.22	
EF159672	12/08/2026	Read Genine Margaret			99.84
			Monthly Merchandise Sales - July 2026	99.84	
EF159722	12/08/2026	Reidy, Fiona t/a Djinda Kaal Dreaming			128.70
			Monthly Merchandise Sales - July 2026	128.70	
EF159733	12/08/2026	Renate Patricia Masetti			113.63
			Found_July 2026 23075 Renate Masetti	113.63	
EF159632	12/08/2026	Rendtorff Christian			412.59
			Found_July 2026 12383 Rendtorff C	412.59	
EF159780	19/08/2026	REPCO - GPC Asia Pacific Pty Ltd			333.90
			Parts and Accessories - Light Fleet	172.70	
			Parts and Accessories - Light Fleet	-45.10	
			Parts and Accessories - Light Fleet	22.50	
			Parts and Accessories - Light Fleet	22.00	
			Parts and Accessories - Light Fleet	161.80	
EF159950	26/08/2026	REPCO - GPC Asia Pacific Pty Ltd			395.56
			Parts and Accessories - Light Fleet	127.60	

City of Fremantle

Payment Register

Payment No	Payment Date	Payee	Invoice Description	Invoice Amount	Payment Amount
			Parts and Accessories - Light Fleet	267.96	
EF159571	05/08/2026	Road and Access Consulting			17,820.00
			Disaster Ready Fund - Round 4 Submission	17,820.00	
EF159729	12/08/2026	Road and Access Consulting			1,584.00
			Disaster Ready Fund 2 & 3 Q4	1,584.00	
EF159851	19/08/2026	Rockingham Glass			340.67
			Window frosting for quiet room WCC.	340.67	
EF159923	19/08/2026	Rococo Pop Pty Ltd			133.83
			Consignment Payment May - July 2026	133.83	
EF159623	12/08/2026	Rosmech Sales & Service Pty Ltd			29.19
			Parts Supplies for Sweepers - 2026-2027	29.19	
EF159969	26/08/2026	Rosmech Sales & Service Pty Ltd			290.36
			Parts Supplies for Sweepers - 2026-2027	-29.19	
			Parts Supplies for Sweepers - 2026-2027	29.19	
			Parts Supplies for Sweepers - 2026-2027	290.36	
EF159501	05/08/2026	Royal Life Saving Society			2,025.65
			After hours Call Centre 2025/2026	2,025.65	
EF159807	19/08/2026	RTRFM 92.1 LTD			11,000.00

City of Fremantle

Payment Register

Payment No	Payment Date	Payee	Invoice Description	Invoice Amount	Payment Amount
			RTRFM ArtBeat Sponsorship	11,000.00	
EF159738	12/08/2026	Ruth Marshall t/as Indigo Dreaming Desig			63.65
			Monthly Merchandise Sales - July 2026	63.65	
EF160030	26/08/2026	Ryan Meotti t/a Studio Mesa			780.00
			Design work for Truffle Fest	780.00	
EF160025	26/08/2026	S R Hourani R K Bertolini S C Graham			1,650.00
			10NIP Artist Fee - FT - The Stamps	1,650.00	
EF159711	12/08/2026	SABINE JULIA FIGARO T/A HAPPY LAZU			56.25
			Monthly Merchandise Sales - July 2026	56.25	
EF159987	26/08/2026	Safari Building Products			3,135.55
			Crommelins Plate Compactor	2,750.00	
			Materials Supply - Barry's Team - 26-27	385.55	
EF160003	26/08/2026	Saferight Pty Ltd			2,620.00
			Vehicle Licences Training Courses - FRC	700.00	
			Vehicle Licences Training Courses - FRC	700.00	
			Vehicle Licences Training Courses - FRC	520.00	
			Vehicle Licences Training Courses - FRC	700.00	
EF160062	26/08/2026	Samios Plumbing Pty Ltd			1,401.85

City of Fremantle

Payment Register

Payment No	Payment Date	Payee	Invoice Description	Invoice Amount	Payment Amount
			16 x Kerb Adaptors for downpipes	1,401.85	
EF159507	05/08/2026	Satellite Security Services			1,334.91
			Alarm has failed in FRC Hut	225.50	
			Moores Gallery - 42-46 Henry St	977.41	
			Satelitte Security- Monitoring fees	132.00	
EF159606	12/08/2026	Satellite Security Services			935.00
			Additional Maint User Code - 23 Sites	935.00	
EF159785	19/08/2026	Satellite Security Services			1,411.91
			Moores Gallery - 42-46 Henry St	999.41	
			Satelitte Security- Monitoring fees	132.00	
			Works to Security Panel - Sullivan Hall	280.50	
EF159537	05/08/2026	Schindler Lifts Australia Pty Ltd			6,730.34
			Lift Maintenance Services - WCC - 26-27	6,730.34	
EF159825	19/08/2026	Schindler Lifts Australia Pty Ltd			1,485.26
			Investigate Interface - WCC Lift 1	1,485.26	
EF159530	05/08/2026	Scott Printers Pty Ltd			413.60
			6 x Parking Ticket Machine Labels	413.60	
EF159641	12/08/2026	Scott Printers Pty Ltd			3,052.50

City of Fremantle

Payment Register

Payment No	Payment Date	Payee	Invoice Description	Invoice Amount	Payment Amount
			10NIP Program Print	3,052.50	
EF159540	05/08/2026	Senversa Pty Ltd			2,475.00
			Site Audit - 81 Knutsford St	2,475.00	
EF159660	12/08/2026	Shamshi Sultana			80.80
			Found_July 2026 19206 Shamshi Sultana	80.80	
EF159509	05/08/2026	Shane McMaster Surveys			1,100.00
			Survey Setout - Stoke St Carpark	1,100.00	
EF159956	26/08/2026	Shane McMaster Surveys			8,800.00
			Pay Inv FR 560 & 561 Lefroy & Stockdale	3,300.00	
			Pay Inv FR 560 & 561 Lefroy & Stockdale	5,500.00	
EF159526	05/08/2026	Sharon Calgaret			320.00
			Workshop 2 - 24/6/26 - Sharon Calgaret	320.00	
EF159974	26/08/2026	Sharon Calgaret			250.00
			Sitting fees for the WRAP working group	250.00	
EF159743	12/08/2026	Sharon D Clifford			122.97
			Found_July 2026 23403 Sharon Clifford	122.97	
EF159875	19/08/2026	Shipping Containers Leasing Pty Ltd			99.00
			Hire 20-foot Container- 29/726-27/8/26	99.00	

City of Fremantle

Payment Register

Payment No	Payment Date	Payee	Invoice Description	Invoice Amount	Payment Amount
EF159731	12/08/2026	Simeng Wang			979.00
			10NIP T shirts	979.00	
EF159589	05/08/2026	SMOOTH GROUP PTY LTD			869.00
			Showcase transport for Freo Builds	434.50	
			Showcase transport for Freo Builds	434.50	
EF159671	12/08/2026	Solar Bike Pty Ltd			225.00
			Bike Repairs	150.00	
			Bike Repairs	75.00	
EF159906	19/08/2026	Sophia Moore			35.35
			Found_July 2026 23437 Sophia Moore	35.35	
EF160042	26/08/2026	Sound and Mixing - NE and S Harris			380.00
			FAC YEAH JUNE 2026	380.00	
EF159532	05/08/2026	Soundtown			11,547.04
			Creative Hub AV Works - FAC	11,547.04	
EF159813	19/08/2026	South East Regional Centre for Urban Lar			19,305.00
			Ad-Hoc Weed Control 2026-2027 - Parks	330.00	
			Ad-Hoc Weed Control 2026-2027 - Parks	3,960.00	
			Natural Area Weed Control 2025/26	15,015.00	

City of Fremantle

Payment Register

Payment No	Payment Date	Payee	Invoice Description	Invoice Amount	Payment Amount
EF159976	26/08/2026	South East Regional Centre for Urban Lar			1,980.00
			Augering 180 holes at Rocky Bay prior to	330.00	
			Augering 2500 holes at Sandtrax	1,650.00	
EF159951	26/08/2026	South Fremantle Football Club			643.60
			Festa Siciliana Staff at Oval	550.00	
			Monthly Merchandise Sales - July 2026	93.60	
EF159958	26/08/2026	St John Ambulance Western Australia Ltd			120.00
			Servicing of First Aid Kits	120.00	
EF159615	12/08/2026	St Patricks Comm Support Centre			4,583.34
			Library Connect CoF Contribution	4,583.34	
EF159960	26/08/2026	St Patricks Comm Support Centre			4,583.34
			Library Connect CoF Contribution	4,583.34	
EF159730	12/08/2026	Stacy Gardoll Art			90.90
			Found_July 2026 22962 Stacy Gardoll	90.90	
EF159739	12/08/2026	Start Digital Pty Ltd			4,400.00
			WFAC Website Retainer	4,400.00	
EF159901	19/08/2026	Start Digital Pty Ltd			4,400.00
			WFAC Website Retainer	4,400.00	

City of Fremantle

Payment Register

Payment No	Payment Date	Payee	Invoice Description	Invoice Amount	Payment Amount
EF159588	05/08/2026	STARTUP VISUALS PTY PTD			6,490.00
			Tariff overlays for Parking signs	6,490.00	
EF159517	05/08/2026	Statewide Cleaning Supplies Pty Ltd			7,246.86
			Cleaning Supplies - 15/7/26	1,511.61	
			Cleaning Supplies - 15/7/26	5,735.25	
EF159796	19/08/2026	Statewide Cleaning Supplies Pty Ltd			3,168.26
			Cleaning Supplies - 15/7/26	171.60	
			Cleaning Supplies - 29/07/26	2,996.66	
EF159967	26/08/2026	Statewide Cleaning Supplies Pty Ltd			1,250.70
			Cleaning consumables: 03/08 (SQ53730)	1,250.70	
EF159519	05/08/2026	Strata Green			311.52
			Mesh tree guards - Friends of Rock Bay	311.52	
EF159798	19/08/2026	Strata Green			396.00
			1 x 10KG tub of TerraCottem Universal	396.00	
EF159840	19/08/2026	Studio Nikulinsky			686.30
			Studio Nikulinsky Stationary	686.30	
EF159814	19/08/2026	Sullivan Andrew			3,351.84
			Meeting Allowance	3,351.84	

City of Fremantle

Payment Register

Payment No	Payment Date	Payee	Invoice Description	Invoice Amount	Payment Amount
218103	06/08/2026	ARJ Aussie Pty Ltd			229.98
			WstWsR240 2093919	229.98	
218104	06/08/2026	Fremantle Bridges Alliance			159.00
			HirTwnHall 2093653	159.00	
218105	06/08/2026	Michael West			487.05
			EXEMPT (EXEMPT)	487.05	
218106	06/08/2026	Rita Tiernan			150.00
			EXEMPT (EXEMPT)	150.00	
218107	20/08/2026	Nancy Stafford			50.00
			EXEMPT	50.00	
218108	20/08/2026	Pauline Braimbridge			2,105.00
			VergeBond BO23/0115	2,105.00	
218109	20/08/2026	Dianne Barton			487.05
			EXEMPT (EXEMPT)	487.05	
218110	20/08/2026	Anthea Petersen			40.00
			LibraryMem BO26/0061	40.00	
218111	20/08/2026	Leonard Andrews			150.00
			EXEMPT (EXEMPT)	150.00	

City of Fremantle

Payment Register

Payment No	Payment Date	Payee	Invoice Description	Invoice Amount	Payment Amount
218116	27/08/2026	Lara Rawlings			300.00
				300.00	
218117	27/08/2026	Urbanista Town Planning			320.00
			PrePay DA0264/24	320.00	
218118	27/08/2026	Sarah Johnson			90.40
				90.40	
218119	27/08/2026	Dorothy Anderson			150.00
			EXEMPT (EXEMPT)	150.00	
EF159765	12/08/2026	Donato La Rosa			3,115.00
			NAB	3,115.00	
EF159766	12/08/2026	Gillian R Street			844.94
			BWA	844.94	
EF159767	12/08/2026	2-4 McCabe Pty Limited			5,000.00
			WBC	5,000.00	
EF159768	12/08/2026	Lisa King			40.00
			ING	40.00	
EF159982	26/08/2026	Super Roo Tours			330.00
			Volunteers - to Wheelchairs for Kids	330.00	

City of Fremantle

Payment Register

Payment No	Payment Date	Payee	Invoice Description	Invoice Amount	Payment Amount
EF159536	05/08/2026	Surun Service			9,963.74
			GPOS repair - Kidogo Art House	561.61	
			Multi Electrical Works - FAC	8,754.78	
			Urgent Lights Tripped Nth Frem Comm Cntr	647.35	
EF159824	19/08/2026	Surun Service			7,999.74
			Courtyard GPO replacement- Library, WCC	660.39	
			Light Fails- Holt School & SMF, 70 Parry	3,110.97	
			Lighting failed- Holt School, Frem Oval	632.50	
			Lights failed 18/06 - 70 Parry St	1,873.85	
			Lights flickering - WACC, 12 Mrs Trivett	1,310.06	
			Multiple lights failed - 70 Parry St	411.97	
EF160046	26/08/2026	Tamina Minutillo			90.90
			Found_July 2026 23448 Tamina Minutillo	90.90	
EF159685	12/08/2026	Tan Shaun			433.29
			Found_July 2026 20724 Tan Shaun	433.29	
EF159710	12/08/2026	Tanya Jaceglav			569.64
			Found_July 2026 22148 Tanya Jaceglav	444.40	
			Found_Jun 2026 22148 Tanya Jaceglav	125.24	

City of Fremantle

Payment Register

Payment No	Payment Date	Payee	Invoice Description	Invoice Amount	Payment Amount
EF159674	12/08/2026	Tasmin Olivia Richardson			514.80
			Found_July 2026 19961 Tamsin Richardson	514.80	
EF159541	05/08/2026	TC Precast Pty Ltd			8,493.65
			Pay Invoices- SI-000118342 / 7812 / 7811	243.10	
			Pay Invoices- SI-000118342 / 7812 / 7811	6,107.75	
			Pay Invoices- SI-000118342 / 7812 / 7811	2,142.80	
EF159830	19/08/2026	TC Precast Pty Ltd			16,445.00
			Strip Drainage - Wood St & Marmion St	16,445.00	
EF159939	26/08/2026	Telstra			13,183.99
			Telstra Account 105 2229 800	6,642.74	
			Telstra Account 105 2229 800	6,541.25	
EF159614	12/08/2026	Thamo Kati			191.90
			Found_July 2026 10630 Thamo Kati	191.90	
EF159843	19/08/2026	The Black Dog Project			52.52
			Found_July 2026 19625 Janine Browne	52.52	
EF160047	26/08/2026	The Capability Alliance Pty Ltd			8,140.00
			Leadership in Action Program	8,140.00	
EF159873	19/08/2026	THE FRUIT BOX GROUP PTY LTD			2,235.93

City of Fremantle

Payment Register

Payment No	Payment Date	Payee	Invoice Description	Invoice Amount	Payment Amount
			Fruit Box Delivery	785.89	
			Walyalup Civic Centre - Milk Delivery	1,016.56	
			Walyalup Civic Centre - Milk Delivery	433.48	
EF159625	12/08/2026	The Poster Girls			2,057.00
			10NIP Poster distro	2,057.00	
EF159691	12/08/2026	The Second Salon			72.72
			Found_July 2026 21012 The Second Salon	72.72	
EF159580	05/08/2026	The Trustee for Craig Street Unit Trust t/as			208.34
			Supply of Filters and Fluids - 2026-2027	208.34	
EF159747	12/08/2026	The Trustee for Craig Street Unit Trust t/as			19.80
			Supply of Filters and Fluids - 2026-2027	19.80	
EF159907	19/08/2026	The Trustee for Craig Street Unit Trust t/as			274.12
			Supply of Filters and Fluids - 2026-2027	247.17	
			Supply of Filters and Fluids - 2026-2027	26.95	
EF160049	26/08/2026	The Trustee for Craig Street Unit Trust t/as			321.53
			Supply of Filters and Fluids - 2026-2027	74.80	
			Supply of Filters and Fluids - 2026-2027	83.93	
			Supply of Filters and Fluids - 2026-2027	74.80	

City of Fremantle

Payment Register

Payment No	Payment Date	Payee	Invoice Description	Invoice Amount	Payment Amount
			Supply of Filters and Fluids - 2026-2027	74.80	
			Supply of Filters and Fluids - 2026-2027	13.20	
EF159936	19/08/2026	The Trustee for Cuccini Gelato Fremantle			550.00
			50 Free Scoops July	550.00	
EF159582	05/08/2026	The Trustee for PC Trust t/as Price Consu			7,562.50
			CEO Performance Review	7,562.50	
EF159908	19/08/2026	The Trustee for S Lander Trust t/as Skel D			166.65
			Found_July 2026 23605 Sam Lander	166.65	
EF159871	19/08/2026	The trustee for The Reid Family Trust			8,970.65
			External Window Clean- July 2026 - WCC	8,970.65	
EF159857	19/08/2026	The Trustee for Western Heritage Trust			4,004.00
			Repointing Mortar Joints- Fremantle Oval	4,004.00	
EF160014	26/08/2026	The Trustee for Western Heritage Trust			9,042.00
			Stone pitching works - Port Beach	9,042.00	
EF159664	12/08/2026	Thompson RP & SM			51.51
			Found_July 2026 19323 RP & SM Thompson	51.51	
EF159585	05/08/2026	Thorny Devil Access Pty Ltd			260.68
			Corp Uniform/PPE 26-27 - Waste/Cleansing	160.37	

City of Fremantle

Payment Register

Payment No	Payment Date	Payee	Invoice Description	Invoice Amount	Payment Amount
			Corporate Uniform/PPE - Parks & L/Scape	100.31	
EF159755	12/08/2026	Thorny Devil Access Pty Ltd			1,526.88
			Community Safety Team uniforms	128.99	
			Corporate Uniform/PPE - Recycle Centre	410.79	
			Corporate Uniform/PPE - Recycle Centre	568.88	
			Corporate Uniform/PPE - Recycle Centre	418.22	
EF159922	19/08/2026	Thorny Devil Access Pty Ltd			356.61
			Corporate Uniform/PPE - Recycle Centre	356.61	
EF160055	26/08/2026	Thorny Devil Access Pty Ltd			1,275.76
			Corporate Uniform & PPE- Parks & L/Scape INV	674.44	
			Uniforms - Containers for Change	65.04	
			Uniforms - Containers for Change	130.09	
			Uniforms - Containers for Change	406.19	
EF159651	12/08/2026	Tinctorium			166.65
			Found_July 2026 17974 Tinctorium	166.65	
EF159522	05/08/2026	Tocojepa Pty Ltd t/a T-Quip			1,747.25
			Parts for Toro and Hako	550.00	
			Parts for Toro and Hako	22.00	

City of Fremantle

Payment Register

Payment No	Payment Date	Payee	Invoice Description	Invoice Amount	Payment Amount
			Parts for Toro and Hako	1,175.25	
EF159971	26/08/2026	Tocojepa Pty Ltd t/a T-Quip			529.90
			Parts for Toro and Hako - 2026-2027	529.90	
EF159759	12/08/2026	Top Rockz			121.20
			Found_July 2026 24010 Top Rockz	121.20	
EF159774	19/08/2026	Total Eden Pty Ltd			901.72
			Nutrien Irrigation Supplies - 2026-2027	901.72	
EF159690	12/08/2026	Tourism Council Western Australia Ltd			975.00
			Visitor Centre Training Academy	975.00	
EF160064	26/08/2026	Town of Victoria Park			5,150.00
			Supply of cockitrough	5,150.00	
EF160002	26/08/2026	Tran Phoebe			40.40
			Found_July 2026 19490 Phoebe Tran	40.40	
EF159698	12/08/2026	Trees of Eden			17,767.75
			Parks & Landscape Works - 2026-2027	418.00	
			Tree Pruning and Removal - Parks	2,321.00	
			Tree Pruning and Removal - Parks	4,642.00	
			Tree Pruning and Removal - Parks	1,410.75	

City of Fremantle

Payment Register

Payment No	Payment Date	Payee	Invoice Description	Invoice Amount	Payment Amount
			Tree Pruning and Removal - Parks	7,458.00	
			Tree Pruning and Removal - Parks	814.00	
			Tree removal and treatment	704.00	
EF159865	19/08/2026	Trees of Eden			4,169.00
			Tree Pruning and Removal - Parks	4,169.00	
EF160020	26/08/2026	Trees of Eden			5,720.00
			Tree Pruning and Removal - Parks	2,392.50	
			Tree Pruning and Removal - Parks	3,327.50	
EF159760	12/08/2026	Trellis Technologies Pty Ltd			26,129.94
			Adds non-utility scope 3 and the Scope 3	26,129.94	
EF159581	05/08/2026	Trustee Rhubarb Crumble Trust t/as Dunc			605.00
			Photography for Citizenship ceremony	605.00	
EF159897	19/08/2026	Two Stories			330.78
			Found_July 2026 23207 Warren Julia	330.78	
EF159870	19/08/2026	UNITING GLOBAL PTY LTD			85,579.52
			Bathers Beach Huts - Mews Road	50,338.70	
			Beach Shower Cleaning - 2026-2027	3,539.25	
			Sched 1 Gen Clean- Admin, Grnd 1&2 Flr	29,057.52	

City of Fremantle

Payment Register

Payment No	Payment Date	Payee	Invoice Description	Invoice Amount	Payment Amount
			Unlocking & Locking - Various sites	2,644.05	
EF160023	26/08/2026	UNITING GLOBAL PTY LTD			33,305.23
			BBQ & Cleaning - Scheduled	2,050.43	
			Fremantle Arts Centre - 1 Finnerty St	31,254.80	
EF159812	19/08/2026	Vanguard Print			611.81
			Monthly Storage/distribute Brochures	611.81	
EF159669	12/08/2026	Vanguard Publishing Pty Ltd			275.00
			Hello Perth - Fremantle Map	275.00	
EF159844	19/08/2026	Vanguard Publishing Pty Ltd			1,331.00
			Hello Perth - Fremantle Map	1,331.00	
EF160004	26/08/2026	Vanguard Publishing Pty Ltd			7,491.00
			26/27 Brochure Display fees	6,160.00	
			26/27 Brochure Display fees	1,331.00	
EF159586	05/08/2026	Vedaz Group Pty Ltd			3,760.33
			Equip Hire - Kubota R540 Wheel Loader	3,760.33	
EF159926	19/08/2026	Vedaz Group Pty Ltd			2,892.56
			6-week extension - Wheel Loader Hire	2,892.56	
EF159890	19/08/2026	Veolia Environmental Services (Australia)			21,875.08

City of Fremantle

Payment Register

Payment No	Payment Date	Payee	Invoice Description	Invoice Amount	Payment Amount
			Collect/Process Cardboard - FRC - 26-27	1,668.42	
			Hook Lift Bins Provision - FRC - 26-27	12,592.10	
			Hook Lift Bins Provision- Depot - 26-27	7,614.56	
EF159559	05/08/2026	Vertiv (Australia) Pty. Ltd.			4,304.30
			UPS Maintenance 2026-2027 - WCC	4,304.30	
EF159911	19/08/2026	Vibrant MCS Pty Ltd			18,058.01
			Daily Security Provisions - WCC	18,058.01	
EF160052	26/08/2026	Vibrant MCS Pty Ltd			385.00
			Additional Security Services - 2026-2027	385.00	
EF159900	19/08/2026	Vinisha Mulani			45.45
			Found_July 2026 23274 Sisa Studio	45.45	
EF160070	26/08/2026	W Ciotti and A Del Curto			4,500.00
			10NIP Caterer - Food and Fire	4,500.00	
EF159819	19/08/2026	WA & J King Pty Ltd			4,501.20
			Mulch Supply- Playground&Pinebark- 26-27	4,501.20	
EF159983	26/08/2026	WA & J King Pty Ltd			2,250.60
			Mulch Supply- Playground&Pinebark- 26-27	2,250.60	
EF159545	05/08/2026	WA Fuel Supplies Pty Ltd			30,466.26

City of Fremantle

Payment Register

Payment No	Payment Date	Payee	Invoice Description	Invoice Amount	Payment Amount
			17,000 litres x Diesel - Depot	30,466.26	
EF159649	12/08/2026	WA Health Group Pty Ltd			1,446.66
			AquaROM Classes 2026-2027	459.32	
			AquaROM Classes 2026-2027	757.68	
			AquaROM Classes 2026-2027	229.66	
EF159626	12/08/2026	WA Land Information Authority			197.45
			Interim Schedules & Valuation Rolls	197.45	
EF159524	05/08/2026	WA Limestone Co			861.83
			One Semi Load (28-30 ton) of Yellow Sand	861.83	
EF159820	19/08/2026	WA Structural Consulting Engineers Pty Lt			7,150.00
			Investigate Structure - Mills & Wares Pk	7,150.00	
EF159717	12/08/2026	Warders Hotel Unit Trust			821.70
			FISAF Influencer Hotel Bookings	821.70	
EF159496	05/08/2026	Water Corporation			26.29
			Water Usage - Road Reserve - garden	26.29	
EF159598	12/08/2026	Water Corporation			21,565.71
			Water Service Charges-Kiosk 10 Shuffery	286.20	
			Water Usage	1,206.87	

City of Fremantle

Payment Register

Payment No	Payment Date	Payee	Invoice Description	Invoice Amount	Payment Amount
			Water Usage	2,426.55	
			Water Usage- Vancant - Former Ben&Jerrys	9,522.70	
			Water Usage- Vancant - Former Ben&Jerrys	8,123.39	
EF159775	19/08/2026	Water Corporation			22,498.10
			SERVICE CHARGE ONLY	261.76	
			SERVICE CHARGE ONLY	261.76	
			SERVICE CHARGE ONLY	261.76	
			SERVICE CHARGE ONLY	261.76	
			Water Usage - Arthur Head	35.13	
			Water Usage - Port Beach Changerooms	347.60	
			Water Usage- Burt St Reserve	2,062.12	
			Water Usage- Change Rooms	9,056.97	
			Water Usage- Change Rooms	8,633.96	
			Water Usage- Fremantle Men's Shed	1,198.37	
			Water Usage- Moore & Moore Cafe	116.91	
EF159943	26/08/2026	Water Corporation			421.07
			Service Charges	286.20	
			Sewer Service Availability-NOT USAGE	53.18	

City of Fremantle

Payment Register

Payment No	Payment Date	Payee	Invoice Description	Invoice Amount	Payment Amount
			Sewer Service Availability-NOT USAGE	26.16	
			Sewer Service Availability-NOT USAGE	55.53	
EF159846	19/08/2026	Watway Pty Ltd T/A Auswest Displays			11,550.00
			Bunting install x2	11,550.00	
EF159972	26/08/2026	WC Convenience Management Pty Ltd			4,882.10
			Exeloos - Maintenance & Cleaning Service	4,882.10	
EF159577	05/08/2026	West to West Indigenous Corporation Pty			13,044.37
			Broken Door - Disabled Toilet, Pt Beach	884.58	
			Door unable to be closed - Sullivan Hall	287.33	
			Multi works - Victoria Pavilion	6,882.36	
			Poolside Blind Works - FLC	4,798.55	
			Repair Broken Door - Signal Station	191.55	
EF159741	12/08/2026	West to West Indigenous Corporation Pty			23,770.36
			Door severely damaged - 70 Parry St	1,136.64	
			End of lease repairs - Frem Legal Centre	19,902.07	
			Garrison entry gate failed - CFC, Depot	1,950.17	
			Service Doors - Fremantle Pk C/Rooms	781.48	
EF159904	19/08/2026	West to West Indigenous Corporation Pty			165,133.21

City of Fremantle

Payment Register

Payment No	Payment Date	Payee	Invoice Description	Invoice Amount	Payment Amount
			Building works - Fitness Room, FLC	159,055.35	
			Dispensers removed - Bruce Lee Toilets	143.67	
			Door check/repairs- Sth Bch External C/R	407.46	
			Install 3x lock boxes- Frem Sport & Comm	143.67	
			Multi-works - WCC	995.28	
			Repair Beachhut door- Sth Bch C/Rooms	143.67	
			Repairs - Parks & Reserves Structures	3,751.00	
			Silicon cracks/paint sheeting- Hilton Pk	493.11	
EF160045	26/08/2026	West to West Indigenous Corporation Pty			12,682.57
			Door Closer/Window Frame Repairs - WCC	2,047.74	
			Door repairs - Leighton Changerooms	534.73	
			Failed balcony doors- Frem Sport & Comm	2,744.21	
			Faulty Dishwasher Cabinet - Lvl 2, WCC	143.67	
			Install bracket/holder - FAC	715.01	
			Install key lockbox - Fremantle Park	944.17	
			Install temp fencing - Market Street	526.78	
			Paint affected ceiling - Signal Station	335.23	
			Perspex Divider Repair - WCC	402.97	

City of Fremantle

Payment Register

Payment No	Payment Date	Payee	Invoice Description	Invoice Amount	Payment Amount
			Plant room roller door seized - FLC	695.10	
			Repair needle bin - Cliff Street Toilets	1,189.00	
			Repair Timber Paling - 10 Captains Ln	272.84	
			Restore lockbox - Frem Sport Comm Cntr	143.67	
			Vandalised Kiosk Door - Fremantle Oval	95.78	
			Vandalism Repairs - Arthur Head Precinct	1,508.56	
			WCC Level 1 Maglock Repair	383.11	
EF159966	26/08/2026	Western Irrigation			1,738.00
			Consult Irrigation Drawings- Samson Pk	1,738.00	
EF159883	19/08/2026	Western Metropolitan Regional Council			31,420.81
			Bulk Verge - 2026-2027	31,420.81	
EF159773	19/08/2026	Western Power			13,012.00
			Payment of Invoice - 18 Phillimore St	13,012.00	
EF159609	12/08/2026	Westral Home Improvements			988.00
			Install Privacy Blinds - WCC	988.00	
EF159511	05/08/2026	WH Location Services Pty Ltd			715.79
			Service Locating - Stokes St Car Park	715.79	
EF159790	19/08/2026	WH Location Services Pty Ltd			12,181.78

City of Fremantle

Payment Register

Payment No	Payment Date	Payee	Invoice Description	Invoice Amount	Payment Amount
			U/ground Service Locating - Footpaths	894.74	
			U/ground Service Locating - Footpaths	9,408.07	
			U/ground Service Locating - Footpaths	984.23	
			U/ground Service Locating - Footpaths	894.74	
EF159937	19/08/2026	Wildhorn Creative Pty Ltd			1,097.80
			Festa Siciliana Event Banners	1,097.80	
DD004361	20/08/2026	Windcave Pty Ltd			77.00
			20.08.2026-WindCave July.26 Windcave Pty Lt	77.00	
EF159938	19/08/2026	Wolf & Swine Pty Ltd - Swan Event Hire			2,670.00
			10NIP Chair hire -	2,670.00	
EF160071	26/08/2026	Wolf & Swine Pty Ltd - Swan Event Hire			5,201.00
			10NIP Feast and Fire Marquee Hire	5,201.00	
EF159709	12/08/2026	Work Health Professional Pty Ltd			2,244.00
			Skin Checks	2,244.00	
EF159535	05/08/2026	Worldwide Printing Solutions			10,695.00
			Planter box/pole wrap print & install	10,695.00	
EF159647	12/08/2026	Worldwide Printing Solutions			8,073.95
			Bunting for Palermo	7,695.00	

City of Fremantle

Payment Register

Payment No	Payment Date	Payee	Invoice Description	Invoice Amount	Payment Amount
			Signage for Wellness Pool - FLC	378.95	
EF159985	26/08/2026	Worldwide Printing Solutions			1,195.00
			Additional bunting for Palermo FC event	1,195.00	
EF159677	12/08/2026	Worldwide Timber Traders Pty Ltd			592.24
			timber supplies for exhibition install	592.24	
EF159575	05/08/2026	Wow Wipes			479.60
			Wipes for FLC Gym	479.60	
EF159635	12/08/2026	Wren Oil			651.20
			Remove Used Filters for Recycling- 26-27	651.20	
EF159656	12/08/2026	Xpanse Pty Ltd			4,115.40
			Xpanse Cisco Webex	4,115.40	
EF159555	05/08/2026	Yacht Grot 1985 Pty Ltd			484.00
			Yacht grot	484.00	
EF159653	12/08/2026	Yawuru Jarndu Aboriginal Corporation			27.78
			Found_July 2026 18279 Jarndu Yawuru	27.78	
EF160029	26/08/2026	Zali Morgan			555.50
			Artist Talks #1 - Facilitator Fee	555.50	
EF159683	12/08/2026	Zeck Garry			20.20

City of Fremantle

Payment Register

Payment No	Payment Date	Payee	Invoice Description	Invoice Amount	Payment Amount
			Found_July 2026 20544 Zeck Garry	20.20	
EF159637	12/08/2026	Zeck Jan			55.55
			Found_July 2026 13556 Zeck Jan	55.55	
EF159802	19/08/2026	Zipform Pty Ltd			25,318.09
			Printing Services 2026-27	25,318.09	
					3,710,249.07

City of Fremantle

Payment Register

Payment No	Payment Date	Payee	Invoice Description	Invoice Amount	Payment Amount
Cancelled payments issued in unknown period					
EF159675	14/08/2026	Koodak Jewellers Supplies Pty Ltd			0.00
				0.00	
					0.00
Cancelled payments issued prior to unknown period					
EF159443	04/08/2026	Adriano Cappelletta			-4,464.29
				-4,464.29	
217100	27/08/2026				-300.00
				-300.00	
217632	27/08/2026				-90.40
				-90.40	
217642	06/08/2026				-229.98
				-229.98	
217644	06/08/2026				-159.00
				-159.00	
218098	27/08/2026				-320.00
				-320.00	
					-5,563.67

City of Fremantle

Payment Register

Payment No	Payment Date	Payee	Invoice Description	Invoice Amount	Payment Amount
				NET PAYMENT AMOUNT	$3,704,685.40

Purchase Card Transactions

Statement Date between 29-Jul-2026 and 28-Aug-2026

Description	Statement Date	Reference	Narrative	Expense Type	Amount
Manager Economic Development and Events					
	29/07/2026	PC035009	FREMANTLE VISITOR FREMANTLE		160.00
	3/08/2026	PC035036	CAMPAIGNMONITOR 0285187100		37.30
	5/08/2026	PC035131	CAMPAIGNMONITOR 0285187100		495.73
	12/08/2026	PC035190	OFFICEWORKS Bentleigh Ea		36.95
	17/08/2026	PC035237	BUNNINGS GROUP LTD HAWTHORN EAS		157.88
	17/08/2026	PC035238	TOURISMCOUN 0894160700		- 115.00
	19/08/2026	PC035252	THE FINISHING TOUCH FREMANTLE		44.40
	19/08/2026	PC035254	CAMPAIGNMONITOR 0285187100		36.82
	20/08/2026	PC035276	HC Urban Winery Fremantle		97.50
	21/08/2026	PC035288	RED DOT STORES FREMANTLE		2.97
	24/08/2026	PC035321	SURVEYMONK* T 4698278 DUBLIN		63.97
	25/08/2026	PC035331	CAMPAIGNMONITOR 0285187100		36.48
				Total	**1,055.00**
Principal Construction and Maintenance Engineer					
	5/08/2026	PC035130	WESTERN POWER PERTH	General Expense	498.91
	13/08/2026	PC035206	NBN CO LIMITED MELBOURNE	General Expense	550.00
	18/08/2026	PC035248	SP THE GOOD GUYS DISCO SOUTHBANK	General Expense	123.00
	20/08/2026	PC035282	WESTERN POWER PERTH	General Expense	498.91
	21/08/2026	PC035308	CITYMELVILLE ONLINE BOORAGOON		279.66
	27/08/2026	PC035362	City of Cockburn Spearwod		300.00
				Total	**2,250.48**
Finance Officer - Arts and Culture					
	30/07/2026	PC035022	DISPLAY AND MORE HORNSBY	Materials and Supplies	443.50
	3/08/2026	PC035050	ST JOHN AMBULANCE AUST BELMONT	Training and Professional Development	180.00
	7/08/2026	PC035161	BIGW ONLINE BELLA VISTA	General Expense	139.40
	10/08/2026	PC035164	BIG W/ROCKINGHAM ROAD SPEARWOOD	Printing , Stationary and Postage	5.00

Purchase Card Transactions

Statement Date between 29-Jul-2026 and 28-Aug-2026

Description	Statement Date	Reference	Narrative	Expense Type	Amount
	10/08/2026	PC035169	AUSTRALIAN POSTAL CORP...MELBOURNE	Printing , Stationary and Postage	11.12
	10/08/2026	PC035170	AMAZON MARKETPLACE AU SYDNEY	Materials and Supplies	82.99
	10/08/2026	PC035171	AMAZON MARKETPLACE AU SYDNEY	Materials and Supplies	82.99
	10/08/2026	PC035174	AMAZON MARKETPLACE AU SYDNEY	Materials and Supplies	65.96
	11/08/2026	PC035182	AUSTRALIAN POSTAL CORP...MELBOURNE	Printing , Stationary and Postage	15.20
	18/08/2026	PC035243	COLES 7544 FREMANTLE	Materials and Supplies	52.90
	20/08/2026	PC035275	AUSTRALIAN POSTAL CORP...MELBOURNE	Printing , Stationary and Postage	11.12
	21/08/2026	PC035296	TELSTRA SERVICES MELBOURNE	Subscriptions and Membership Fees	20.00
	21/08/2026	PC035297	TELSTRA SERVICES MELBOURNE	Subscriptions and Membership Fees	20.00
	27/08/2026	PC035354	AUSTRALIAN POSTAL CORP...MELBOURNE	Printing , Stationary and Postage	31.30
	27/08/2026	PC035356	OFFICEWORKS 0604 FREMANTLE	Printing , Stationary and Postage	92.00
				Total	**1,253.48**
Manager Strategic Communications and Stakeholder Relations					
	29/07/2026	PC035001	FACEBK *83DGKZRLX2 Dublin		16.69
	3/08/2026	PC035041	CREATESEND/COM SYDNEY 0285187100	General Expense	10.10
	5/08/2026	PC035136	CAMPAIGNMONITOR 0285187100	General Expense	184.20
	6/08/2026	PC035139	SQ *HIGH STREET BAKERY Fremantle	General Expense	42.00
	6/08/2026	PC035140	ZLR*Kakulas Sister Frem Fremantle	General Expense	23.80
	6/08/2026	PC035150	CREATESEND/COM SYDNEY 0285187100	General Expense	180.60
	7/08/2026	PC035159	CREATESEND/COM SYDNEY 0285187100	General Expense	181.87
	12/08/2026	PC035191	FACEBK *SV3VFZDMX2 DUBLIN		34.00
	13/08/2026	PC035210	CAMPAIGNMONITOR 0285187100	General Expense	182.50
	17/08/2026	PC035225	FACEBK *VET7K2S9K4 Dublin		36.30
	18/08/2026	PC035242	FACEBK *45R3K2AAK4 Dublin		17.60
	19/08/2026	PC035255	FACEBK *738XEZZLX2 DUBLIN		27.65

Purchase Card Transactions

Statement Date between 29-Jul-2026 and 28-Aug-2026

Description	Statement Date	Reference	Narrative	Expense Type	Amount
	19/08/2026	PC035266	CREATESEND/COM SYDNEY 0285187100		180.22
	20/08/2026	PC035274	FAIRFAX SUBSCRIPTIONS PYRMONT	General Expense	25.99
	24/08/2026	PC035316	CREATESEND/COM SYDNEY 0285187100		12.44
	24/08/2026	PC035319	CANVA* I04981-12642991 SURRY HILLS	General Expense	81.00
	24/08/2026	PC035328	CREATESEND/COM SYDNEY 0285187100		179.89
	26/08/2026	PC035338	FACEBK *YQMJS2SLX4 DUBLIN		8.30
	28/08/2026	PC035370	ASANA.COM SYDNEY	General Expense	197.89
				Total	**1,623.04**
Chief Executive Officer					
	7/08/2026	PC035158	GINOS CAFE FREMANTLE		259.05
	13/08/2026	PC035203	WILSON PARKING PER109 SUBIACO		12.22
	25/08/2026	PC035334	FAIRFAX SUBSCRIPTIONS PYRMONT		75.00
				Total	**346.27**
Supervisor Mechanical Services					
	29/07/2026	PC035003	JETWAVE GROUP WELSHPOOL	General Expense	1,771.00
	29/07/2026	PC035008	TITAN FORD MELVILLE	General Expense	201.60
	31/07/2026	PC035029	TOTAL TOOLS OCONNOR O'CONNOR	General Expense	478.00
	31/07/2026	PC035031	BEACON EQUIPMENT CANNING VALE	General Expense	141.54
	7/08/2026	PC035157	AUTOBARN O'CONNOR O'CONNOR	General Expense	354.99
	12/08/2026	PC035192	RICHMOND CASTORS WELSHPOOL	General Expense	33.70
	12/08/2026	PC035196	MISTER MAGNETSMISTER PRINTULLAMARINE		148.00
	14/08/2026	PC035214	Jaycar Electronics O'Connor	General Expense	29.70
	14/08/2026	PC035220	JETWAVE GROUP WELSHPOOL		806.08
	14/08/2026	PC035223	OCONNOR L/MWR&C/SAW O CONNOR	General Expense	258.00
	24/08/2026	PC035325	AUTOBARN COCKBURN COCKBURN		354.99
	26/08/2026	PC035346	Aflo Equipment HOPPERS CR..		399.60
	27/08/2026	PC035358	TOTAL TOOLS OCONNOR O'CONNOR		479.00
	27/08/2026	PC035359	TOTAL TOOLS OCONNOR O'CONNOR		478.00
				Total	**5,934.20**

Purchase Card Transactions

Statement Date between 29-Jul-2026 and 28-Aug-2026

Description	Statement Date	Reference	Narrative	Expense Type	Amount
Director Infrastructure					
	14/08/2026	PC035221	JE FLYNN PTY LTD FREMANTLE	General Expense	387.10
				Total	**387.10**
Team Leader Visitor Information Services					
	30/07/2026	PC035018	CREATESEND/COM SYDNEY 0285187100	General Expense	10.12
	3/08/2026	PC035033	IGA FREMANTLE FREMANTLE	General Expense	4.10
	3/08/2026	PC035035	BUNNINGS 303000 BIBRA LAKE	General Expense	39.98
	10/08/2026	PC035172	SQ *LITTLE FRENCH NEST Fremantle	General Expense	75.26
	12/08/2026	PC035193	COLES 0391 KARDINYA	General Expense	18.00
	17/08/2026	PC035228	Canva* 04973-10512346 Sydney	General Expense	20.00
	19/08/2026	PC035265	SQ *MOKOH DESIGN South Freman	General Expense	190.91
	20/08/2026	PC035272	PUBLIC TRANSPORT AUTHO PERTH	General Expense	7.00
	20/08/2026	PC035273	TRANSPERTH PARKING PERTH	General Expense	2.00
	21/08/2026	PC035286	TRANSPERTH TICKETS PERTH	General Expense	7.00
	21/08/2026	PC035289	TRANSPERTH PARKING PERTH	General Expense	2.00
	24/08/2026	PC035310	TRANSPERTH TICKETS PERTH	General Expense	7.00
	24/08/2026	PC035313	TRANSPERTH PARKING PERTH	General Expense	2.00
	24/08/2026	PC035315	PRICELINE PERTH CENTS PERTH	General Expense	18.00
	27/08/2026	PC035355	CPP CITIPLACE PERTH	General Expense	14.13
				Total	**417.50**
IT Manager					
	30/07/2026	PC035020	OFFICEWORKS Bentleigh Ea	General Expense	67.95
	3/08/2026	PC035038	DIGITAL PACIFIC PTY LT SYDNEY	General Expense	29.35
	3/08/2026	PC035039	AMAZON WEB SERVICES SYDNEY	General Expense	28.16
	4/08/2026	PC035117	OFFICEWORKS Bentleigh Ea	General Expense	776.00
	4/08/2026	PC035120	OFFICEWORKS Bentleigh Ea	General Expense	- 67.00
	5/08/2026	PC035132	DIGITAL PACIFIC PTY LT SYDNEY	General Expense	225.47
	6/08/2026	PC035143	Paypro 448003688867 London	General Expense	74.49
	6/08/2026	PC035145	AMAZON MARKETPLACE AU SYDNEY	General Expense	57.49

Purchase Card Transactions

Statement Date between 29-Jul-2026 and 28-Aug-2026

Description	Statement Date	Reference	Narrative	Expense Type	Amount
	10/08/2026	PC035179	MICROSOFT#G176854288 SYDNEY	General Expense	319.99
	12/08/2026	PC035195	DIGITAL PACIFIC PTY LT SYDNEY	General Expense	341.47
	13/08/2026	PC035205	ANTHROPIC* CLAUDE TEAM ANTHROPIC.COCA	General Expense	741.82
	17/08/2026	PC035227	FS *TechSmith fsprg.nl	General Expense	20.40
	18/08/2026	PC035245	EZI*Region4 PrimeraAP Keysborough	General Expense	358.90
	19/08/2026	PC035261	CCSI EFAX 1300661180	General Expense	18.65
	19/08/2026	PC035269	UBIBOT.COM KOWLOON	General Expense	142.65
	20/08/2026	PC035279	APPLE.COM/BILL SYDNEY	General Expense	599.98
	21/08/2026	PC035301	OFFICEWORKS Bentleigh Ea	General Expense	80.00
	26/08/2026	PC035345	IGA FREMANTLE FREMANTLE	General Expense	53.55
				Total	**3,869.32**
Principal Solicitor & Coordinator					
	3/08/2026	PC035051	Family Law Practitione...Perth		152.93
	5/08/2026	PC035129	LAW SOCIETY OF WA PERTH		599.00
	5/08/2026	PC035133	TIMG INCL LITSUPPORT SOUTH STRATH		213.37
	5/08/2026	PC035134	TIMG INCL LITSUPPORT SOUTH STRATH		206.77
	7/08/2026	PC035160	OFFICEWORKS Bentleigh Ea		157.49
	12/08/2026	PC035194	SHREDDING SERVICES KOGARAH		93.50
	19/08/2026	PC035267	Canva* 04976-26889307 Sydney		165.00
	28/08/2026	PC035367	TARGET 5036 FREMANTLE		9.00
	28/08/2026	PC035369	TIMG INCL LITSUPPORT SOUTH STRATH		70.14
				Total	**1,667.20**
Waste Minimisation Officer					
	29/07/2026	PC034962	COLES 7545 HILTON	General Expense	35.85
	3/08/2026	PC035052	ROSTERELF MOUNT HAWTHO	General Expense	140.80
	5/08/2026	PC035137	ST JOHN AMBULANCE AUST BELMONT	General Expense	180.00
	7/08/2026	PC035156	EVENT AND CONFERENCE CO PWENBLEY		649.60
	7/08/2026	PC035162	OFFICEWORKS Bentleigh Ea	General Expense	124.00
	17/08/2026	PC035230	WWC-COMMUNITIES EAST PERTH	General Expense	87.00
	20/08/2026	PC035280	KG TRAINING COCKBURN CEN	General Expense	582.00

Purchase Card Transactions

Statement Date between 29-Jul-2026 and 28-Aug-2026

Description	Statement Date	Reference	Narrative		Expense Type	Amount
	21/08/2026	PC035309	TRANSMITSMS.COM	60 CARRINGTO		101.90
					Total	**1,901.15**
Team Leader Recreation Services						
	29/07/2026	PC034964	AMAZON MARKETPLACE AU	SYDNEY	Minor Equipment and Tools	20.34
	29/07/2026	PC034965	AMAZON MARKETPLACE AU	SYDNEY	Minor Equipment and Tools	20.33
	29/07/2026	PC034966	AMAZON MARKETPLACE AU	SYDNEY	Minor Equipment and Tools	20.33
	29/07/2026	PC034967	AMAZON MARKETPLACE AU	SYDNEY	Minor Equipment and Tools	20.33
	29/07/2026	PC034968	AMAZON MARKETPLACE AU	SYDNEY	Minor Equipment and Tools	20.33
	29/07/2026	PC034969	AMAZON MARKETPLACE AU	SYDNEY	Materials and Supplies	20.33
	29/07/2026	PC034970	AMAZON MARKETPLACE AU	SYDNEY	Minor Equipment and Tools	20.32
	29/07/2026	PC034971	AMAZON MARKETPLACE AU	SYDNEY	Materials and Supplies	20.32
	29/07/2026	PC034972	AMAZON MARKETPLACE AU	SYDNEY	Minor Equipment and Tools	20.32
	29/07/2026	PC034973	AMAZON MARKETPLACE AU	SYDNEY	Minor Equipment and Tools	20.32
	29/07/2026	PC034974	AMAZON MARKETPLACE AU	SYDNEY	Minor Equipment and Tools	20.32
	29/07/2026	PC034975	AMAZON MARKETPLACE AU	SYDNEY	Minor Equipment and Tools	20.32
	29/07/2026	PC034976	AMAZON MARKETPLACE AU	SYDNEY	Materials and Supplies	20.32
	29/07/2026	PC034977	AMAZON MARKETPLACE AU	SYDNEY	Minor Equipment and Tools	20.32
	29/07/2026	PC034978	AMAZON MARKETPLACE AU	SYDNEY	Minor Equipment and Tools	20.32
	29/07/2026	PC034979	AMAZON MARKETPLACE AU	SYDNEY	Minor Equipment and Tools	20.32
	29/07/2026	PC034980	AMAZON MARKETPLACE AU	SYDNEY	Minor Equipment and Tools	20.32
	29/07/2026	PC034981	AMAZON MARKETPLACE AU	SYDNEY	Minor Equipment and Tools	20.32
	29/07/2026	PC034982	AMAZON MARKETPLACE AU	SYDNEY	Minor Equipment and Tools	20.32
	29/07/2026	PC034983	AMAZON MARKETPLACE AU	SYDNEY	Minor Equipment and Tools	20.32
	29/07/2026	PC034984	AMAZON MARKETPLACE AU	SYDNEY	Minor Equipment and Tools	20.32
	29/07/2026	PC034985	AMAZON MARKETPLACE AU	SYDNEY	Minor Equipment and Tools	20.32
	29/07/2026	PC034986	AMAZON MARKETPLACE AU	SYDNEY	Minor Equipment and Tools	20.32
	29/07/2026	PC034987	AMAZON MARKETPLACE AU	SYDNEY	Minor Equipment and Tools	20.32
	29/07/2026	PC034988	AMAZON MARKETPLACE AU	SYDNEY	Minor Equipment and Tools	20.32
	29/07/2026	PC034989	AMAZON MARKETPLACE AU	SYDNEY	Minor Equipment and Tools	20.32
	29/07/2026	PC034990	AMAZON MARKETPLACE AU	SYDNEY	Minor Equipment and Tools	20.32

Purchase Card Transactions

Statement Date between 29-Jul-2026 and 28-Aug-2026

Description	Statement Date	Reference	Narrative	Expense Type	Amount
	29/07/2026	PC034991	AMAZON MARKETPLACE AU SYDNEY	Minor Equipment and Tools	20.32
	29/07/2026	PC034992	AMAZON MARKETPLACE AU SYDNEY	Minor Equipment and Tools	20.32
	29/07/2026	PC034993	AMAZON MARKETPLACE AU SYDNEY	Minor Equipment and Tools	20.32
	29/07/2026	PC034994	AMAZON MARKETPLACE AU SYDNEY	Minor Equipment and Tools	20.32
	29/07/2026	PC034995	AMAZON MARKETPLACE AU SYDNEY	Minor Equipment and Tools	20.32
	29/07/2026	PC034996	AMAZON MARKETPLACE AU SYDNEY	Minor Equipment and Tools	20.32
	29/07/2026	PC034997	AMAZON MARKETPLACE AU SYDNEY	Minor Equipment and Tools	20.32
	29/07/2026	PC034998	AMAZON MARKETPLACE AU SYDNEY	Minor Equipment and Tools	20.32
	29/07/2026	PC034999	AMAZON MARKETPLACE AU SYDNEY	Minor Equipment and Tools	20.32
	29/07/2026	PC035000	AMAZON MARKETPLACE AU SYDNEY	Minor Equipment and Tools	20.32
	29/07/2026	PC035004	SP PILATESWORLD UPPER COOMER	Materials and Supplies	1,505.20
	29/07/2026	PC035006	SP MOVEACTIVE WHOLESAL BRUNSWICK EA	Minor Equipment and Tools	486.63
	31/07/2026	PC035028	HEALTH DEPARTMENT OF W EAST PERTH	Application, Licence and Registration	90.00
	3/08/2026	PC035046	ROSTERELF MOUNT HAWTHO	Subscriptions and Membership Fees	924.00
	6/08/2026	PC035142	CREATESEND/COM SYDNEY 0285187100		11.00
	10/08/2026	PC035173	FACEBK *UQ6H94N9E4 FACEBOOK.COM		69.00
	10/08/2026	PC035177	ROYAL LIFE SAVING WA MOUNT CLAREM		380.00
	10/08/2026	PC035178	RLSSWA MOUNT CLAREM		374.00
	11/08/2026	PC035183	Rebel unknown		59.96
	13/08/2026	PC035208	TARGET Williams Lan		348.00
				Total	**4,999.70**
Library Manager					
	29/07/2026	PC035002	Coles Online Hawthorn Eas	Catering - Office Meeting/Workshop	78.35
	29/07/2026	PC035010	Dick Smith NA39TKCH Melbourne	Subscriptions and Membership Fees	129.00
	30/07/2026	PC035011	IGA FREMANTLE FREMANTLE	Catering - Office Meeting/Workshop	6.00
	30/07/2026	PC035014	COLES 7544 FREMANTLE	Catering - Office Meeting/Workshop	46.60

Purchase Card Transactions

Statement Date between 29-Jul-2026 and 28-Aug-2026

Description	Statement Date	Reference	Narrative	Expense Type	Amount
	30/07/2026	PC035015	IGA FREMANTLE FREMANTLE	Catering - Office Meeting/Workshop	33.98
	31/07/2026	PC035025	POST FREMANTLE POST SH FREMANTLE	Printing , Stationary and Postage	23.40
	31/07/2026	PC035032	SP JB HI-FI SOUTHBANK	Materials and Supplies	133.92
	3/08/2026	PC035042	SHEPHERDS NEWSAGENCY FREMANTLE	Subscriptions and Membership Fees	62.96
	4/08/2026	PC035114	OFFICEWORKS 0604 FREMANTLE	Printing , Stationary and Postage	6.50
	5/08/2026	PC035121	WP*WORDPRESS B6N6AT0CR MELBOURNE	Software Licences and Hosting	5.50
	5/08/2026	PC035124	IGA FREMANTLE FREMANTLE	Catering - Office Meeting/Workshop	20.98
	5/08/2026	PC035125	COLES 7544 FREMANTLE	Catering - Office Meeting/Workshop	99.98
	5/08/2026	PC035126	LIQUORLAND 2400 FREMANTLE	Catering - Office Meeting/Workshop	72.00
	6/08/2026	PC035146	MERCHANDISINGLIBRARIES DECEPTION BA	Materials and Supplies	245.00
	6/08/2026	PC035151	COLES 7544 FREMANTLE	Catering - Office Meeting/Workshop	155.15
	6/08/2026	PC035152	SCHWARTZ* -QUARTESSAY COLLINGWOOD	Materials and Supplies	124.99
	7/08/2026	PC035154	EZI*ALIA DEAKIN	Conferences and Seminars	100.00
	7/08/2026	PC035163	Microsoft*Xbox msbill.info	General Expense	109.95
	10/08/2026	PC035165	SHEPHERDS NEWSAGENCY FREMANTLE	Subscriptions and Membership Fees	40.97
	10/08/2026	PC035166	POST FREMANTLE POST SH FREMANTLE	Printing , Stationary and Postage	23.40
	14/08/2026	PC035216	SP PERMA CHILD SAFETY MURARRIE	Materials and Supplies	28.99
	17/08/2026	PC035229	ST JOHN AMBULANCE AUST BELMONT	Training and Professional Development	89.00
	17/08/2026	PC035231	SHEPHERDS NEWSAGENCY FREMANTLE	Subscriptions and Membership Fees	62.96
	17/08/2026	PC035232	BUNNINGS GROUP LTD HAWTHORN EAS	Office Supplies	58.67
	17/08/2026	PC035239	BUNNINGS GROUP LTD HAWTHORN EAS	Office Supplies	- 16.30
	18/08/2026	PC035244	WANEWSDTI OSBORNE PARK	Subscriptions and Membership Fees	410.39

Purchase Card Transactions

Statement Date between 29-Jul-2026 and 28-Aug-2026

Description	Statement Date	Reference	Narrative	Expense Type	Amount
	18/08/2026	PC035246	EZI*ALIA DEAKIN	Conferences and Seminars	200.00
	19/08/2026	PC035259	COLES 7544 FREMANTLE	Catering - Office Meeting/Workshop	22.60
	19/08/2026	PC035268	SP JB HI-FI SOUTHBANK	General Expense	150.00
	20/08/2026	PC035285	NEWS PTY LIMITED SURRY HILLS	Subscriptions and Membership Fees	104.00
	21/08/2026	PC035299	POST FREMANTLE POST SH FREMANTLE	Printing , Stationary and Postage	11.70
	26/08/2026	PC035344	Coles Online Hawthorn Eas		92.31
	27/08/2026	PC035353	APEX MINEC* APEX HOSTI WWW.APEXMINEFL	Software Licences and Hosting	40.31
				Total	**2,515.26**
Madeleine Hanlin					
	14/08/2026	PC035215	NESPRESSO AU NORTH SYDNEY	General Expense	28.99
	19/08/2026	PC035260	Nespresso Australia Sydney	General Expense	20.00
	26/08/2026	PC035342	AMAZON MARKETPLACE AU SYDNEY	General Expense	25.90
				Total	**74.89**
Manager Field Services					
	30/07/2026	PC035016	AUS ACOUSTICAL SOCIETY BELLBOWRIE	Subscriptions and Membership Fees	33.00
	30/07/2026	PC035019	OFFICEWORKS 0616 O'CONNOR	Materials and Supplies	98.00
	31/07/2026	PC035030	THE HAPPY PET PLACE PT OCONNOR	Materials and Supplies	193.65
	3/08/2026	PC035034	EZI*FIRSTAIDPRO Southport	Training and Professional Development	45.00
	5/08/2026	PC035135	DEPT OF JUSTICE-CTG PA PERTH	Professional Services and Consulting	199.10
	6/08/2026	PC035147	DEPT OF JUSTICE-CTG PA PERTH	Professional Services and Consulting	199.10
	6/08/2026	PC035148	DEPT OF JUSTICE-CTG PA PERTH	Professional Services and Consulting	199.10
	6/08/2026	PC035149	DEPT OF JUSTICE-CTG PA PERTH	Professional Services and Consulting	199.10
	13/08/2026	PC035204	BUNNINGS 453000 O'CONNOR		97.93

Purchase Card Transactions

Statement Date between 29-Jul-2026 and 28-Aug-2026

Description	Statement Date	Reference	Narrative	Expense Type	Amount
	19/08/2026	PC035262	KATHMANDU PTY LTD FREMANTLE	Uniforms, Footwear and Safety Gear	100.00
	19/08/2026	PC035263	KATHMANDU PTY LTD FREMANTLE	Uniforms, Footwear and Safety Gear	79.99
	21/08/2026	PC035300	OFFICEWORKS 0604 FREMANTLE	Materials and Supplies	90.00
				Total	**1,533.97**
Director City Business					
	3/08/2026	PC035048	Google CLOUD PNzFJP Sydney		407.51
	6/08/2026	PC035141	SQ *COS BABY Fremantle		20.42
	10/08/2026	PC035167	SQ *TELEGRAM COFFEE FOR BPerth		22.40
	10/08/2026	PC035168	CPP TERRACE ROAD PERTH		20.19
	10/08/2026	PC035180	CITY OF PERTH PERTH		275.00
	10/08/2026	PC035181	KEY CREATURES PL PERTH		106.58
	14/08/2026	PC035217	CPP CONVENTION CENTRE PERTH		16.15
	24/08/2026	PC035317	BUNNINGS 453000 O'CONNOR		91.94
	27/08/2026	PC035361	LURNN.COM.AU JOONDALUP		310.00
	27/08/2026	PC035363	LURNN.COM.AU JOONDALUP		199.00
				Total	**1,469.19**
Governance Manager					
	30/07/2026	PC035024	SCOTT PRINTERS PTY LTD PERTH	Printing , Stationary and Postage	234.42
	3/08/2026	PC035037	WANEWSDTI OSBORNE PARK	Subscriptions and Membership Fees	32.00
	3/08/2026	PC035049	ROLLD - FREMANTLE CATE PIARA WATERS	Catering - Council Meetings	396.83
	6/08/2026	PC035144	SUBWAY FREMANTLE 21234 FREMANTLE		65.00
	11/08/2026	PC035184	Varsity Freo Fremantle	Catering - Office Meeting/Workshop	56.73
	11/08/2026	PC035186	Roll'd Fremantle Fremantle		264.55
				Total	**1,049.53**

Administration Officer Planning Services

Purchase Card Transactions

Statement Date between 29-Jul-2026 and 28-Aug-2026

Description	Statement Date	Reference	Narrative	Expense Type	Amount
	29/07/2026	PC035005	PLANNING INSTITUTE AUS BARTON	Training and Professional Development	998.00
	7/08/2026	PC035153	SQ *NOURISH HEALTH PHARMAFremantle	Catering - Office Meeting/Workshop	34.20
	21/08/2026	PC035287	SQ *NOURISH HEALTH PHARMAFremantle		5.20
	21/08/2026	PC035294	SQ *NOURISH HEALTH PHARMAFremantle		45.80
	27/08/2026	PC035360	ROLLD - FREMANTLE CATE PIARA WATERS		407.00
				Total	**1,490.20**
Manager People and Culture					
	4/08/2026	PC035118	GILBERT'S FRESH HILT HILTON	Catering - Office Meeting/Workshop	433.91
	27/08/2026	PC035365	AUSTRALIA WIDE FIRST A BRISBANE	Training and Professional Development	119.00
				Total	**552.91**
Manager Building, Facilities and Sustainable Services					
	17/08/2026	PC035226	BUNNINGS 453000 O'CONNOR	General Expense	33.50
	21/08/2026	PC035306	EZI*AILA CANBERRA	General Expense	330.00
				Total	**363.50**
Creative Programs Lead					
	30/07/2026	PC035023	DEPT OF RACING GAMIN EAST PERTH	General Expense	267.00
	4/08/2026	PC035116	COLES 7544 FREMANTLE		62.50
	5/08/2026	PC035122	SQ *PLATED CAFE Fremantle	Catering - Office Meeting/Workshop	41.27
	5/08/2026	PC035123	Spotify P454A5125D Sydney		27.99
	5/08/2026	PC035127	EZI*CULLEYS TEA ROOM Kardinya	Catering - Office Meeting/Workshop	67.00
	5/08/2026	PC035128	SQ *AUNTY LUCY'S CAKERY Fremantle	Catering - Office Meeting/Workshop	65.00
	17/08/2026	PC035233	SPOTLIGHT MELVILLE MYAREE	Materials and Supplies	54.00
	17/08/2026	PC035236	BIG W/ROCKINGHAM ROAD SPEARWOOD	Materials and Supplies	197.00
	19/08/2026	PC035256	QUICKMART FREMANTLE FREMANTLE	Materials and Supplies	26.52

Purchase Card Transactions

Statement Date between 29-Jul-2026 and 28-Aug-2026

Description	Statement Date	Reference	Narrative	Expense Type	Amount
	19/08/2026	PC035270	OFFICEWORKS 0604 FREMANTLE	Materials and Supplies	107.20
	19/08/2026	PC035271	SPOTLIGHT PTY LTD 1300305405	Materials and Supplies	102.00
	20/08/2026	PC035284	SQ *PLATED CAFE Fremantle	Catering - Office Meeting/Workshop	119.73
	24/08/2026	PC035318	TARGET 5036 FREMANTLE	Materials and Supplies	88.00
	24/08/2026	PC035320	BUNNINGS 317000 MELVILLE	Materials and Supplies	70.47
	24/08/2026	PC035324	SQ *AUSTRALIAN MARITIME AOcean Reef	Equipment Hire	653.52
	24/08/2026	PC035326	BUNNINGS 453000 O'CONNOR	Materials and Supplies	332.63
	25/08/2026	PC035330	BUNNINGS 453000 O'CONNOR	Materials and Supplies	43.26
	25/08/2026	PC035332	RED DOT STORES FREMANTLE	Materials and Supplies	33.56
	25/08/2026	PC035333	RED DOT STORES FREMANTLE	Materials and Supplies	25.94
	25/08/2026	PC035336	BUNNINGS 317000 MELVILLE	Materials and Supplies	329.87
	26/08/2026	PC035343	VINNIES FREMANTLE FREMANTLE	Materials and Supplies	100.00
	27/08/2026	PC035352	Coccolicco Fremantle		46.16
	28/08/2026	PC035368	IGA FREMANTLE FREMANTLE	Materials and Supplies	12.89
				Total	**2,873.51**
Operations & Production Lead					
	30/07/2026	PC035017	TARGET 5036 FREMANTLE	General Expense	25.00
	3/08/2026	PC035043	DEPT OF RACING GAMIN EAST PERTH	General Expense	62.00
	3/08/2026	PC035053	ROSTERELF MOUNT HAWTHO	Subscriptions and Membership Fees	104.94
	19/08/2026	PC035253	AUZI INSURANCE Helensvale	General Expense	36.85
	20/08/2026	PC035277	BUNNINGS GROUP LTD HAWTHORN EAS	Materials and Supplies	52.76
	21/08/2026	PC035307	FANTASTIC FURNITURE CHULLORA	Materials and Supplies	290.00
	24/08/2026	PC035323	SPOTLIGHT PTY LTD 1300305405	Materials and Supplies	55.00
	24/08/2026	PC035327	Woolworths Online BellaVista		225.95
	27/08/2026	PC035366	TARGET 5036 FREMANTLE		108.00
				Total	**960.50**
Director Creative Arts and Community					
	24/08/2026	PC035322	SHEPHERDS NEWSAGENCY FREMANTLE	Materials and Supplies	62.96

Purchase Card Transactions

Statement Date between 29-Jul-2026 and 28-Aug-2026

Description	Statement Date	Reference	Narrative	Expense Type	Amount
	25/08/2026	PC035337	EMAILMEFORM LLC 6502906688 CA		284.27
	27/08/2026	PC035357	COLES 7544 FREMANTLE		91.80
				Total	**439.03**
Audience and Engagement Lead					
	3/08/2026	PC035040	Spotify P452F0B940 Sydney	Subscriptions and Membership Fees	22.99
	3/08/2026	PC035045	CAMPAIGNMONITOR 0285187100	Advertising and Promotions	1,046.64
	11/08/2026	PC035185	FACEBK *HY7SBW5U92 Dublin	Advertising and Promotions	388.30
	13/08/2026	PC035202	SQ *PLATED CAFE Fremantle		19.26
	13/08/2026	PC035209	MIDLAND BRICK PTY LTD PERTH AIRPOR		242.00
	14/08/2026	PC035218	FACEBK *5Q9Y4XMT92 Dublin		63.62
	20/08/2026	PC035283	FACEBK *RC82XY5T92 Dublin		388.30
	21/08/2026	PC035298	POSTMARKAPP.COM POSTMARKAPP.IL		17.07
	21/08/2026	PC035305	ARTS HUB HOLDINGS MELBOURNE		385.00
				Total	**2,573.18**
Supervisor Parks and Landscape					
	14/08/2026	PC035222	BCF Australia Stores Strathpine	General Expense	269.97
	18/08/2026	PC035241	BUNNINGS 317000 MELVILLE	General Expense	37.90
	18/08/2026	PC035247	MARINDUST SALES Welshpool	General Expense	193.38
	19/08/2026	PC035264	BUNNINGS GROUP LTD HAWTHORN EAS	General Expense	1,397.05
	20/08/2026	PC035278	SP THIS IS A CONVERSAT ACACIA RIDGE	General Expense	928.00
				Total	**2,826.30**
Manager of Arts					
	4/08/2026	PC035115	DROPBOX*6TGYTRQRD4DW D02FD79	Subscriptions and Membership Fees	48.99
	27/08/2026	PC035364	CITY OF FREMANTLE FREMANTLE		128.64
				Total	**177.63**
Commercial Parking Officer					
	30/07/2026	PC035012	CITY OF FREMANTLE FREMANTLE	Parking Expenses	2.00

Purchase Card Transactions

Statement Date between 29-Jul-2026 and 28-Aug-2026

Description	Statement Date	Reference		Narrative	Expense Type	Amount
	6/08/2026	PC035138	CITY OF FREMANTLE	FREMANTLE	Parking Expenses	2.00
	12/08/2026	PC035187	CITY OF FREMANTLE	FREMANTLE	Parking Expenses	2.00
	12/08/2026	PC035188	CITY OF FREMANTLE	FREMANTLE	Parking Expenses	2.00
	12/08/2026	PC035189	CITY OF FREMANTLE	FREMANTLE	Parking Expenses	2.00
	13/08/2026	PC035199	CITY OF FREMANTLE	FREMANTLE	Parking Expenses	2.50
	13/08/2026	PC035200	CITY OF FREMANTLE	FREMANTLE	Parking Expenses	2.00
	14/08/2026	PC035212	CITY OF FREMANTLE	FREMANTLE	Parking Expenses	2.00
	14/08/2026	PC035213	CITY OF FREMANTLE	FREMANTLE	Parking Expenses	2.00
	17/08/2026	PC035224	CITY OF FREMANTLE	FREMANTLE	Parking Expenses	2.00
	18/08/2026	PC035240	CITY OF FREMANTLE	FREMANTLE	Parking Expenses	4.00
	19/08/2026	PC035250	CITY OF FREMANTLE	FREMANTLE	Parking Expenses	2.00
	19/08/2026	PC035251	CITY OF FREMANTLE	FREMANTLE	Parking Expenses	2.00
	21/08/2026	PC035290	CITY OF FREMANTLE	FREMANTLE	Parking Expenses	2.00
	21/08/2026	PC035291	CITY OF FREMANTLE	FREMANTLE	Parking Expenses	2.00
	21/08/2026	PC035292	CITY OF FREMANTLE	FREMANTLE	Parking Expenses	2.00
	21/08/2026	PC035293	CITY OF FREMANTLE	FREMANTLE	Parking Expenses	2.00
	24/08/2026	PC035311	CITY OF FREMANTLE	FREMANTLE	Parking Expenses	3.00
	24/08/2026	PC035312	CITY OF FREMANTLE	FREMANTLE	Parking Expenses	2.50
	24/08/2026	PC035314	CITY OF FREMANTLE	FREMANTLE	Parking Expenses	2.00
	25/08/2026	PC035329	CITY OF FREMANTLE	FREMANTLE	Parking Expenses	2.00
	26/08/2026	PC035339	CITY OF FREMANTLE	FREMANTLE	Parking Expenses	2.00
	26/08/2026	PC035340	CITY OF FREMANTLE	FREMANTLE	Parking Expenses	2.00
	26/08/2026	PC035341	CITY OF FREMANTLE	FREMANTLE	Parking Expenses	2.00
	27/08/2026	PC035347	CITY OF FREMANTLE	FREMANTLE	Parking Expenses	3.00
	27/08/2026	PC035348	CITY OF FREMANTLE	FREMANTLE	Parking Expenses	2.00
	27/08/2026	PC035349	CITY OF FREMANTLE	FREMANTLE	Parking Expenses	2.00
	27/08/2026	PC035350	CITY OF FREMANTLE	FREMANTLE	Parking Expenses	2.00
	27/08/2026	PC035351	CITY OF FREMANTLE	FREMANTLE	Parking Expenses	2.00
					Total	**63.00**

Facilities Management Support Officer

Purchase Card Transactions

Statement Date between 29-Jul-2026 and 28-Aug-2026

Description	Statement Date	Reference	Narrative	Expense Type	Amount
	30/07/2026	PC035013	IGA FREMANTLE FREMANTLE	General Expense	46.85
	31/07/2026	PC035026	TARGET 5036 FREMANTLE	General Expense	19.00
	31/07/2026	PC035027	RED DOT STORES FREMANTLE	General Expense	17.94
	12/08/2026	PC035197	THE LAUNDRY LADY PTY L BARINGA	General Expense	141.00
				Total	**224.79**
Installations Coordinator					
	29/07/2026	PC034963	OFFICEWORKS 0604 FREMANTLE		30.00
	29/07/2026	PC035007	REMIDA PERTH INC WEST PERTH		325.00
	13/08/2026	PC035201	OFFICEWORKS 0604 FREMANTLE		46.00
	13/08/2026	PC035211	OFFICEWORKS 0604 FREMANTLE		178.00
	14/08/2026	PC035219	FRESH PROVISIONS PAR BICTON		51.98
	17/08/2026	PC035235	GRIFFITH UNIVERSITY NATHAN		410.74
	19/08/2026	PC035249	OFFICEWORKS 0604 FREMANTLE		3.08
	19/08/2026	PC035258	OFFICEWORKS 0604 FREMANTLE		24.00
	21/08/2026	PC035295	THE GOOD GROCER EAST EAST FREMANT		45.44
	21/08/2026	PC035303	THE GOOD GROCER EAST EAST FREMANT		51.65
	21/08/2026	PC035304	DOCUPRINT WA PTY LTD FREMANTLE		437.45
				Total	**1,603.34**
Walyalup Aboriginal Cultural Centre Coordinator					
	4/08/2026	PC035119	EZI*CULLEYS TEA ROOM Kardinya		206.00
				Total	**206.00**
Manager Community Development					
	7/08/2026	PC035155	CREATESEND/COM SYDNEY 0285187100	Subscriptions and Membership Fees	57.22
	10/08/2026	PC035175	POST FREMANTLE POST SH FREMANTLE	Materials and Supplies	1,853.55
	19/08/2026	PC035257	IGA FREMANTLE FREMANTLE	Catering - Civic Functions	24.77
	21/08/2026	PC035302	IGA FREMANTLE FREMANTLE	Catering - Civic Functions	60.65
				Total	**1,996.19**
Creative Learning Manager					

Purchase Card Transactions

Statement Date between 29-Jul-2026 and 28-Aug-2026

Description	Statement Date	Reference	Narrative	Expense Type	Amount
	29/07/2026	PC034961	PETSTOCK 6038/T1 256 HAMPSTH FREMANTL	Materials and Supplies	44.91
	30/07/2026	PC035021	PETBARN SPEARWOOD	Materials and Supplies	56.00
	3/08/2026	PC035044	TEMU.COM PARRAMATTA	Materials and Supplies	58.79
	3/08/2026	PC035047	Palloys Pty Ltd 0285719288	Materials and Supplies	642.08
	10/08/2026	PC035176	BUNNINGS 453000 O'CONNOR	Materials and Supplies	426.53
	12/08/2026	PC035198	TEMU.COM PARRAMATTA	Materials and Supplies	113.96
	13/08/2026	PC035207	LS THE POTTERS MARKET OCONNOR	Materials and Supplies	539.60
	17/08/2026	PC035234	COLES 7544 FREMANTLE	Materials and Supplies	52.75
	20/08/2026	PC035281	BUNNINGS GROUP LTD HAWTHORN EAS	Materials and Supplies	518.00
	25/08/2026	PC035335	SCHOOL ART SUPPLIES SPRINGWOOD	Materials and Supplies	61.34
				Total	**2,513.96**
				Grand Total	**51,211.32**

BP Australia Pty Ltd
A.B.N. 53 004 085 616
GPO Box 1621
MELBOURNE VIC 3001

CITY OF FREMANTLE
Attention: Gordon Davies
PO BOX 807
FREMANTLE WA 6959

BP Australia Pty Ltd
A.B.N. 53 004 085 616
GPO Box 1621
MELBOURNE VIC 3001

BP Plus
Fleet Control Report

Account Enquiries: BP Accounts Receivable Telephone: 1800 225 527

CITY OF FREMANTLE
Gordon Davies
PO BOX 807
FREMANTLE WA 6959

CITY OF FREMANTLE

Account Number: 0050207122 Customer Number: 0115502034
Period Starting: 01/07/2026 Period Ending: 31/07/2026

Card Number Vehicle/Driver	Date	Time	Purchase Location	Site No.	Receipt Number	Customer Reference	Product/Service Description	CPL Price	Litres	Total Exc GST ($)	GST ($)	Total Inc GST ($)	Odo meter (km)	KM Span	Litres/ 100km	Cents /km
7050 15502034 03549	30/06/26	07:00:46	FREMANTLE WA	6220	002525		ULP UNM	141.70 P	12.98	16.72	1.67	18.39	777			
1CTH732 FMP00013	01/07/26	11:21:37	FREMANTLE WA	6220	002580		ULP UNM	159.70 P	17.02	24.71	2.47	27.18	777			
Fremantl C	03/07/26	07:10:57	FREMANTLE WA	6220	002643		ULP UNM	165.28	18.18	27.32	2.73	30.05	777			
WHITE HINO WATER TRUCK	04/07/26	07:22:33	FREMANTLE WA	6220	002688		ULP UNM	163.70 P	28.18	41.94	4.19	46.13	777			
CITY OF FREMANTLE	05/07/26	07:37:11	FREMANTLE WA	6220	002714		ULP UNM	163.70 P	10.42	15.51	1.55	17.06	777			
	06/07/26	07:23:34	FREMANTLE WA	6220	002739		ULP UNM	162.70	11.28	16.68	1.67	18.35	777			
	07/07/26	07:44:10	FREMANTLE WA	6220	002778		ULP UNM	161.70 P	11.62	17.08	1.71	18.79	777			
	08/07/26	07:33:29	FREMANTLE WA	6220	002841		ULP UNM	162.70	8.76	12.95	1.30	14.25	95004			
	10/07/26	07:27:31	FREMANTLE WA	6220	002935		ULP UNM	162.70	20.60	30.47	3.05	33.52	95022	18	114.4	186.2
	11/07/26	06:43:59	FREMANTLE WA	6220	002967		ULP UNM	161.70 P	18.64	27.40	2.74	30.14	95035	13	143.4	231.8
	12/07/26	06:46:23	FREMANTLE WA	6220	002995		ULP UNM	161.70 P	13.10	19.25	1.93	21.18	95055	20	65.5	105.9
	14/07/26	07:23:33	FREMANTLE WA	6220	003064		ULP UNM	157.70 P	12.71	18.22	1.82	20.04	777			
	15/07/26	07:05:44	FREMANTLE WA	6220	003108		ULP UNM	159.49	14.40	20.88	2.09	22.97	777			
	16/07/26	07:05:53	FREMANTLE WA	6220	003152		ULP UNM	159.49	13.43	19.47	1.95	21.42	777			
	17/07/26	06:59:51	FREMANTLE WA	6220	003190		ULP UNM	159.49	9.09	13.18	1.32	14.50	777			
	19/07/26	06:49:48	FREMANTLE WA	6220	003252		ULP UNM	159.49	20.68	29.98	3.00	32.98	777			
	20/07/26	11:16:29	FREMANTLE WA	6220	003298		ULP UNM	162.46	5.81	8.58	0.86	9.44	777			
	21/07/26	07:27:23	FREMANTLE WA	6220	003325		ULP UNM	162.46	8.09	11.95	1.19	13.14	777			
	22/07/26	07:30:00	FREMANTLE WA	6220	003374		ULP UNM	162.46	8.76	12.94	1.29	14.23	777			
	23/07/26	07:27:21	FREMANTLE WA	6220	003410		ULP UNM	162.46	10.96	16.19	1.62	17.81	777			
	24/07/26	08:00:28	FREMANTLE WA	6220	003457		ULP UNM	162.46	14.32	21.15	2.11	23.26	77			
	30/07/26	07:17:37	FREMANTLE WA	6220	003669		ULP UNM	172.96	24.30	38.21	3.82	42.03	77			
							M/S		313.33	460.78	46.08	506.86				
						TOTAL	**THIS PERIOD**		**313.33**	**460.78**	**46.08**	**506.86**		**51**	**614.4**	**993.8**
							YEAR TO DATE		2,419.45	3,662.99	366.22	4,029.21		3777	64.1	106.7
7050 15502034 03523	01/07/26	14:06:59	FREMANTLE WA	6220	002588		ULP UNM	159.70 P	14.02	20.35	2.04	22.39	131474			
1CUP625	03/07/26	09:44:57	FREMANTLE WA	6220	002657		ULP UNM	165.28	19.16	28.79	2.88	31.67	777			
WHITE ISUZU CLEANER TRUCK	03/07/26	18:58:41	FREMANTLE WA	6220	002683		ULP UNM	165.28	12.65	19.01	1.90	20.91	105550			
	06/07/26	11:13:42	FREMANTLE WA	6220	002750		ULP UNM	162.70	14.17	20.95	2.10	23.05	131661			
	06/07/26	19:57:32	FREMANTLE WA	6220	002770		ULP UNM	162.70	12.83	18.97	1.90	20.87	777			
	07/07/26	11:17:06	FREMANTLE WA	6220	002791		ULP UNM	161.70 P	8.20	12.05	1.21	13.26	131702			
	07/07/26	19:45:19	FREMANTLE WA	6220	002822		ULP UNM	161.70 P	12.55	18.45	1.84	20.29	7777			
	08/07/26	06:57:44	FREMANTLE WA	6220	002838		ULP UNM	162.70	6.14	9.08	0.91	9.99	777			
	08/07/26	16:57:34	FREMANTLE WA	6220	002877		ULP UNM	162.70	10.85	16.05	1.60	17.65	777			
	13/07/26	07:37:45	FREMANTLE WA	6220	003025		ULP UNM	159.49	32.97	47.80	4.78	52.58	777			
	13/07/26	11:14:19	FREMANTLE WA	6220	003036		ULP UNM	159.49	5.32	7.71	0.77	8.48	777			
	14/07/26	15:07:23	FREMANTLE WA	6220	003088		ULP UNM	157.70 P	24.39	34.96	3.50	38.46	131972			
	15/07/26	07:09:34	FREMANTLE WA	6220	003109		ULP UNM	159.49	10.78	15.63	1.56	17.19	777			
	16/07/26	06:58:08	FREMANTLE WA	6220	003150		ULP UNM	159.49	13.71	19.88	1.99	21.87	777			
	16/07/26	18:21:26	FREMANTLE WA	6220	003181		ULP UNM	159.49	9.69	14.05	1.40	15.45	132133			
	21/07/26	09:46:05	FREMANTLE WA	6220	003332		ULP UNM	162.46	15.40	22.75	2.27	25.02	132264	131	11.8	19.1
	23/07/26	05:42:22	FREMANTLE WA	6220	003406		ULP UNM	162.46	12.48	18.44	1.84	20.28	132325	61	20.5	33.2

Go paperless and receive your invoices and statements via email. Provide your BP Plus account number along with your email address to aucustcare@bp.com and our team will help you make the switch. If you have paid your account via credit card, your Service Fee will appear on your summary Tax Invoice.

Please Note: if you are disputing a transaction, this needs to be lodged in writing within 30 days from the date of issue of this Fleet Control Report.

BP Australia Pty Ltd
A.B.N. 53 004 085 616
GPO Box 1621
MELBOURNE VIC 3001

BP Plus
Fleet Control Report

Account Enquiries: BP Accounts Receivable Telephone: 1800 225 527

CITY OF FREMANTLE
Gordon Davies
PO BOX 807
FREMANTLE WA 6959

CITY OF FREMANTLE

Account Number: 0050207122 Customer Number: 0115502034
Period Starting: 01/07/2026 Period Ending: 31/07/2026

Date: 31/07/2026

Card Number Vehicle/Driver	Date	Time	Purchase Location		Site No.	Receipt Number	Customer Reference	Product/Service Description	CPL Price	Litres	Total Exc GST ($)	GST ($)	Total Inc GST ($)	Odo meter (km)	KM Span	Litres/ 100km	Cents /km
	25/07/26	09:06:33	FREMANTLE	WA	6220	003487		ULP UNM	162.46	8.87	13.10	1.31	14.41	76846			
	25/07/26	11:16:56	FREMANTLE	WA	6220	003492		ULP UNM	162.46	9.28	13.71	1.37	15.08	132391			
	26/07/26	06:47:20	FREMANTLE	WA	6220	003507		ULP UNM	162.46	6.59	9.74	0.97	10.71	76863			
	26/07/26	11:12:40	FREMANTLE	WA	6220	003513		ULP UNM	162.46	8.83	13.05	1.30	14.35	132417			
	27/07/26	07:11:08	FREMANTLE	WA	6220	003533		ULP UNM	172.96	9.40	14.78	1.48	16.26	777			
	27/07/26	11:21:33	FREMANTLE	WA	6220	003554		ULP UNM	172.96	6.41	10.08	1.01	11.09	777			
	27/07/26	16:31:30	FREMANTLE	WA	6220	003570		ULP UNM	172.96	5.33	8.38	0.84	9.22	237			
	28/07/26	07:14:23	FREMANTLE	WA	6220	003589		ULP UNM	172.96	24.87	39.10	3.91	43.01	777			
	29/07/26	18:48:45	FREMANTLE	WA	6220	003660		ULP UNM	172.96	14.04	22.07	2.21	24.28	7			
								M/S		328.93	488.93	48.89	537.82				
							TOTAL	**THIS PERIOD**		**328.93**	**488.93**	**48.89**	**537.82**		**192**	**171.3**	**280.1**
								YEAR TO DATE		992.89	1,455.87	145.58	1,601.45		351	282.9	456.3
7050 15502034 03176	02/07/26	12:33:41	FREMANTLE	WA	6220	002617		ULT DSL	177.81	36.66	59.25	5.93	65.18	106911			
1DSG385 FLU34008	08/07/26	09:41:24	FREMANTLE	WA	6220	002849		ULT DSL	179.02	35.74	58.16	5.82	63.98	127279			
WHITE MITSUBISHI TRITON	15/07/26	11:04:40	FREMANTLE	WA	6220	003121		ULT DSL	182.72	41.08	68.24	6.82	75.06	107720			
	20/07/26	07:22:35	FREMANTLE	WA	6220	003288		ULT DSL	197.74	39.19	70.45	7.04	77.49	108148	428	9.2	18.1
	24/07/26	11:43:03	FREMANTLE	WA	6220	003463		ULT DSL	197.74	41.60	74.78	7.48	82.26	108560	412	10.1	20.0
	30/07/26	10:05:17	FREMANTLE	WA	6220	003682		ULT DSL	212.95	45.69	88.45	8.85	97.30	109055	495	9.2	19.7
								DIESEL		239.96	419.33	41.94	461.27				
							TOTAL	**THIS PERIOD**		**239.96**	**419.33**	**41.94**	**461.27**		**1335**	**18.0**	**34.6**
								YEAR TO DATE		905.16	1,602.19	160.23	1,762.42		2252	40.2	78.3
7050 15502034 02590	20/07/26	09:20:46	FREMANTLE	WA	6220	003293		ULT DSL	197.74	64.99	116.83	11.68	128.51	133788	579	11.2	22.2
1DVL729 FLU34009																	
WHITE FORD RANGER								DIESEL		64.99	116.83	11.68	128.51				
							TOTAL	**THIS PERIOD**		**64.99**	**116.83**	**11.68**	**128.51**		**579**	**11.2**	**22.2**
								YEAR TO DATE		533.03	967.00	96.71	1,063.71		4615	11.5	23.0
7050 15502034 03473	16/07/26	07:49:09	FREMANTLE	WA	6220	003156		ULP UNM	159.49	10.00	14.50	1.45	15.95	0			
1DWC368	30/07/26	14:16:47	FREMANTLE	WA	6220	003696		ULP UNM	172.96	10.00	15.73	1.57	17.30	0			
WHITE HINO PUMP																	
								M/S		20.00	30.23	3.02	33.25				
							TOTAL	**THIS PERIOD**		**20.00**	**30.23**	**3.02**	**33.25**				
								YEAR TO DATE		278.06	444.25	44.40	488.65				

BP Australia Pty Ltd
A.B.N. 53 004 085 616
GPO Box 1621
MELBOURNE VIC 3001

BP Plus
Fleet Control Report

Account Enquiries: BP Accounts Receivable Telephone: 1800 225 527

CITY OF FREMANTLE
Gordon Davies
PO BOX 807
FREMANTLE WA 6959

CITY OF FREMANTLE

Account Number: 0050207122 Customer Number: 0115502034
Period Starting: 01/07/2026 Period Ending: 31/07/2026

Card Number Vehicle/Driver	Date	Time	Purchase Location		Site No.	Receipt Number	Customer Reference	Product/Service Description	CPL Price	Litres	Total Exc GST ($)	GST ($)	Total Inc GST ($)	Odo meter (km)	KM Span	Litres/ 100km	Cents /km
7050 90000767 99724 1EHV262 FLV37003 Fremantl C WHITE HYUNDAI ILOAD CITY OF FREMANTLE	22/07/26	07:13:17	FREMANTLE	WA	6220	003372		ULT DSL	197.74	31.91	57.36	5.74	63.10	0			
								DIESEL		31.91	57.36	5.74	63.10				
							TOTAL	THIS PERIOD		31.91	57.36	5.74	63.10				
								YEAR TO DATE		288.29	517.86	51.80	569.66				
7050 15502034 03135 1EIS316 FLS31011 WHITE TOYOTA COROLLA	30/06/26	14:52:24	FREMANTLE	WA	6220	002546		ULP UNM	141.70 P	29.64	38.18	3.82	42.00	107484			
	21/07/26	14:41:10	FREMANTLE	WA	6220	003349		ULP UNM	162.46	24.22	35.77	3.58	39.35	108134	650	3.7	6.1
								M/S		53.86	73.95	7.40	81.35				
							TOTAL	THIS PERIOD		53.86	73.95	7.40	81.35		650	8.3	12.5
								YEAR TO DATE		413.20	632.93	63.30	696.23		2792	14.8	24.9
7050 15502034 02236 1EOH691 FLD26005 WHITE HOLDEN COLORADO DUEL	16/07/26	09:14:53	FREMANTLE	WA	6220	003161		ULT DSL	182.72	74.03	122.96	12.30	135.26	105874			
								DIESEL		74.03	122.96	12.30	135.26				
							TOTAL	THIS PERIOD		74.03	122.96	12.30	135.26				
								YEAR TO DATE		658.18	1,217.90	121.80	1,339.70		3836	17.2	34.9
7050 15502034 03432 1EOV412 TOYOTA COROLLA SEDAN	09/07/26	10:00:12	SOUTH FREMANTLE	WA	9802	007109		ULP UNM	162.70	36.93	54.63	5.46	60.09	0			
	24/07/26	13:53:18	FREMANTLE	WA	6220	003468		ULP UNM	162.46	28.58	42.21	4.22	46.43	0			
								M/S		65.51	96.84	9.68	106.52				
							TOTAL	THIS PERIOD		65.51	96.84	9.68	106.52				
								YEAR TO DATE		583.54	893.51	89.36	982.87				
7050 15502034 02293 1EQD896 FLU34016 WHITE COLORADO UTE	08/07/26	14:04:28	FREMANTLE	WA	6220	002865		ULT DSL	179.02	51.04	83.06	8.31	91.37	777			

BP Australia Pty Ltd
A.B.N. 53 004 085 616
GPO Box 1621
MELBOURNE VIC 3001

BP Plus
Fleet Control Report

Account Enquiries: BP Accounts Receivable Telephone: 1800 225 527

CITY OF FREMANTLE
Gordon Davies
PO BOX 807
FREMANTLE WA 6959

CITY OF FREMANTLE

Account Number: 0050207122 Customer Number: 0115502034
Period Starting: 01/07/2026 Period Ending: 31/07/2026

Card Number Vehicle/Driver	Date	Time	Purchase Location		Site No.	Receipt Number	Customer Reference	Product/Service Description	CPL Price	Litres	Total Exc GST ($)	GST ($)	Total Inc GST ($)	Odo meter (km)	KM Span	Litres/ 100km	Cents /km
								DIESEL		51.04	83.06	8.31	91.37				
							TOTAL	**THIS PERIOD**		**51.04**	**83.06**	**8.31**	**91.37**				
								YEAR TO DATE		867.95	1,646.64	164.68	1,811.32		1857	46.7	97.5
7050 15502034 02301	06/07/26	10:53:39	SOUTH FREMANTLE	WA	9802	007042		ULT DSL	179.02	54.42	88.56	8.86	97.42	777			
1EQD897 FLU34017	16/07/26	14:18:31	SOUTH FREMANTLE	WA	9802	007316		ULT DSL	182.72	57.57	95.63	9.56	105.19	777			
WHITE COLORADO UTE	28/07/26	14:38:37	SOUTH FREMANTLE	WA	9802	007644		ULT DSL	212.95	50.11	97.01	9.70	106.71	777			
								DIESEL		162.10	281.20	28.12	309.32				
							TOTAL	**THIS PERIOD**		**162.10**	**281.20**	**28.12**	**309.32**				
								YEAR TO DATE		742.90	1,315.52	131.55	1,447.07				
7050 15502034 02335	30/06/26	11:10:25	FREMANTLE	WA	6220	002537		ULT DSL	160.21	72.16	105.09	10.51	115.60	199618			
1ERK312 FLD26007	07/07/26	19:10:16	SPEARWOOD	WA	6443	000894		ULT DSL	179.02	70.28	114.38	11.44	125.82	200309	691	10.2	18.2
WHITE COLORADO DUEL	23/07/26	20:23:34	SPEARWOOD	WA	6443	001356		ULT DSL	197.74	73.00	131.23	13.12	144.35	201051	742	9.8	19.5
								DIESEL		215.44	350.70	35.07	385.77				
							TOTAL	**THIS PERIOD**		**215.44**	**350.70**	**35.07**	**385.77**		**1433**	**15.0**	**26.9**
								YEAR TO DATE		1,149.95	2,167.34	216.74	2,384.08		8088	14.2	29.5
7050 15502034 02376	01/07/26	15:27:33	INNALOO	WA	6196	007320		ULT DSL	177.81	76.68	123.95	12.39	136.34	268235	788	9.7	17.3
1ESF018 FLD26008	16/07/26	12:55:14	PIARA WATERS	WA	1110	012607		ULT DSL	182.72	73.16	121.52	12.15	133.67	263963			
WHITE COLORADO DUEL CAB								DIESEL		149.84	245.47	24.54	270.01				
							TOTAL	**THIS PERIOD**		**149.84**	**245.47**	**24.54**	**270.01**		**788**	**19.0**	**34.3**
								YEAR TO DATE		1,203.17	2,233.47	223.33	2,456.80		10795	11.1	22.8
7050 15502034 02467	04/07/26	16:30:49	ATTADALE	WA	6188	061385		ULT DSL	179.81	74.60	121.94	12.19	134.13	213828	631	11.8	21.3
1EUU477 fld26009	18/07/26	05:03:08	MYAREE	WA	1840	100730		ULT DSL	182.72	76.25	126.65	12.67	139.32	214547	719	10.6	19.4
WHITE COLORADO DUEL CAB								DIESEL		150.85	248.59	24.86	273.45				
							TOTAL	**THIS PERIOD**		**150.85**	**248.59**	**24.86**	**273.45**		**1350**	**11.2**	**20.3**
								YEAR TO DATE		1,145.78	2,079.17	207.94	2,287.11		9553	12.0	23.9
7050 15502034 02491	08/07/26	07:06:44	FREMANTLE	WA	6220	002839		ULT DSL	179.02	63.82	103.86	10.39	114.25	117412	428	14.9	26.7
1EVT340 flu34020	23/07/26	07:26:50	FREMANTLE	WA	6220	003409		ULT DSL	197.74	60.59	108.92	10.89	119.81	117944	532	11.4	22.5
WHITE COLORADO UTE																	

BP Australia Pty Ltd
A.B.N. 53 004 085 616
GPO Box 1621
MELBOURNE VIC 3001

BP Plus
Fleet Control Report

Account Enquiries: BP Accounts Receivable Telephone: 1800 225 527

CITY OF FREMANTLE
Gordon Davies
PO BOX 807
FREMANTLE WA 6959

CITY OF FREMANTLE

Account Number: 0050207122 Customer Number: 0115502034
Period Starting: 01/07/2026 Period Ending: 31/07/2026

Card Number Vehicle/Driver	Date	Time	Purchase Location	Site No.	Receipt Number	Customer Reference	Product/Service Description	CPL Price	Litres	Total Exc GST ($)	GST ($)	Total Inc GST ($)	Odo meter (km)	KM Span	Litres/ 100km	Cents /km
							DIESEL		124.41	212.78	21.28	234.06				
						TOTAL	**THIS PERIOD**		**124.41**	**212.78**	**21.28**	**234.06**		**960**	**13.0**	**24.4**
							YEAR TO DATE		881.40	1,571.58	157.16	1,728.74		3657	24.1	47.3
7050 15502034 02533	03/07/26	13:44:16	FREMANTLE WA	6220	002670		ULT DSL	177.81	20.00	32.33	3.23	35.56	777			
1EWA762 FLV37007	09/07/26	12:51:43	FREMANTLE WA	6220	002910		ULT DSL	179.02	71.28	116.01	11.60	127.61	65347			
WHITE HYUNDAI ILOAD							DIESEL		91.28	148.34	14.83	163.17				
						TOTAL	**THIS PERIOD**		**91.28**	**148.34**	**14.83**	**163.17**				
							YEAR TO DATE		327.26	636.77	63.67	700.44				
7050 15502034 03234	14/07/26	13:04:17	FREMANTLE WA	6220	003082		ULT DSL	182.72	54.54	90.59	9.06	99.65	191286	474	11.5	21.0
1EWW727 FLU34922																
WHITE HOLDEN COLORADO							DIESEL		54.54	90.59	9.06	99.65				
						TOTAL	**THIS PERIOD**		**54.54**	**90.59**	**9.06**	**99.65**		**474**	**11.5**	**21.0**
							YEAR TO DATE		406.30	724.74	72.48	797.22		1320	30.8	60.4
7050 15502034 02673	20/07/26	11:26:02	FREMANTLE WA	6220	003301		ULP 95 UNM	171.66	34.17	53.33	5.33	58.66	165095			
1GCW529 FLS31017																
WHITE TOYOTA COROLLA HATCH							M/S		34.17	53.33	5.33	58.66				
						TOTAL	**THIS PERIOD**		**34.17**	**53.33**	**5.33**	**58.66**				
							YEAR TO DATE		164.85	246.99	24.70	271.69		607	27.2	44.8
7050 15502034 02699	17/07/26	09:07:42	FREMANTLE WA	6220	003197		ULT DSL	182.72	75.10	124.75	12.47	137.22	58936			
1GDE633 FLU34023																
WHITE HOLDEN COLORADO							DIESEL		75.10	124.75	12.47	137.22				
						TOTAL	**THIS PERIOD**		**75.10**	**124.75**	**12.47**	**137.22**				
							YEAR TO DATE		356.04	631.51	63.15	694.66		1302	27.3	53.4
7050 15502034 02723	10/07/26	14:06:55	FREMANTLE WA	6220	002947		ULT DSL	179.02	56.45	91.87	9.19	101.06	23843	587	9.6	17.2
1GEJ136 FLV37008																
WHITE FIAT DUBLO VAN																

BP Australia Pty Ltd
A.B.N. 53 004 085 616
GPO Box 1621
MELBOURNE VIC 3001

BP Plus
Fleet Control Report

Account Enquiries: BP Accounts Receivable Telephone: 1800 225 527

CITY OF FREMANTLE
Gordon Davies
PO BOX 807
FREMANTLE WA 6959

CITY OF FREMANTLE

Account Number: 0050207122 Customer Number: 0115502034
Period Starting: 01/07/2026 Period Ending: 31/07/2026

Card Number Vehicle/Driver	Date	Time	Purchase Location		Site No.	Receipt Number	Customer Reference	Product/Service Description	CPL Price	Litres	Total Exc GST ($)	GST ($)	Total Inc GST ($)	Odo meter (km)	KM Span	Litres/ 100km	Cents /km
								DIESEL		56.45	91.87	9.19	101.06				
							TOTAL	THIS PERIOD		56.45	91.87	9.19	101.06		597	9.6	17.2
								YEAR TO DATE		196.33	356.31	35.63	391.94		1687	11.6	23.2
7050 15502034 03119	18/07/26	15:27:51	FREMANTLE	WA	6220	003241		ULT DSL	182.72	58.39	96.99	9.70	106.69	111712			
1GIR556 FLV37010																	
WHITE RENAULT MAXI VAN																	
								DIESEL		58.39	96.99	9.70	106.69				
							TOTAL	THIS PERIOD		58.39	96.99	9.70	106.69				
								YEAR TO DATE		452.11	755.09	75.51	830.60		4221	10.7	19.7
7050 90000779 08423	13/07/26	08:55:12	FREMANTLE	WA	6220	003031		ULT DSL	182.72	63.00	104.65	10.46	115.11	117062	454	13.9	25.4
1HFF067 FLU34015																	
FREMANTL C																	
WHITE COLORADO CAB																	
CHASSIS																	
CITY OF FREMANTLE																	
								DIESEL		63.00	104.65	10.46	115.11				
							TOTAL	THIS PERIOD		63.00	104.65	10.46	115.11		454	13.9	25.4
								YEAR TO DATE		424.17	764.66	76.46	841.12		1984	21.4	42.4
7050 90000779 08332	03/07/26	10:07:22	FREMANTLE	WA	6220	002658		ULT DSL	177.81	55.01	88.92	8.89	97.81	777			
1IFR991	09/07/26	10:30:06	FREMANTLE	WA	6220	002900		ULT DSL	179.02	50.07	81.49	8.15	89.64	48000			
FREMANTL C	16/07/26	12:00:13	FREMANTLE	WA	6220	003168		ULT DSL	182.72	53.22	88.40	8.84	97.24	48502	502	10.6	19.4
WHITE MITSUBISHI UTE	23/07/26	10:15:05	FREMANTLE	WA	6220	003420		ULT DSL	197.74	54.80	98.51	9.85	108.36	48939	437	12.5	24.8
CITY OF FREMANTLE																	
								DIESEL		213.10	357.32	35.73	393.05				
							TOTAL	THIS PERIOD		213.10	357.32	35.73	393.05		939	22.7	41.9
								YEAR TO DATE		1,826.70	3,323.66	332.38	3,656.04		8841	20.7	41.4
7050 90000779 08175	02/07/26	17:17:40	FREMANTLE	WA	6220	002632		ULT DSL	177.81	49.73	80.38	8.04	88.42	4784			
1IFR992	09/07/26	10:51:09	FREMANTLE	WA	6220	002902		ULT DSL	179.02	40.13	65.31	6.53	71.84	48170			
WHITE MITSUBISHI TRITON	14/07/26	13:40:38	SOUTH FREMANTLE	WA	9802	007255		ULT DSL	182.72	30.98	51.46	5.15	56.61	48412	242	12.8	23.4
	16/07/26	17:57:46	FREMANTLE	WA	6220	003180		ULT DSL	182.72	26.75	44.44	4.44	48.88	48362			
	24/07/26	09:55:07	SOUTH FREMANTLE	WA	9802	007533		ULT DSL	197.74	56.26	101.14	10.11	111.25	49093	731	7.7	15.2
	30/07/26	15:16:50	FREMANTLE	WA	6220	003697		ULT DSL	212.95	55.71	107.85	10.79	118.64	49559	466	12.0	25.5

BP Australia Pty Ltd
A.B.N. 53 004 085 616
GPO Box 1621
MELBOURNE VIC 3001

BP Plus
Fleet Control Report

Account Enquiries: BP Accounts Receivable Telephone: 1800 225 527

CITY OF FREMANTLE
Gordon Davies
PO BOX 807
FREMANTLE WA 6959

CITY OF FREMANTLE

Account Number: 0050207122 Customer Number: 0115502034
Period Starting: 01/07/2026 Period Ending: 31/07/2026

Card Number Vehicle/Driver	Date	Time	Purchase Location		Site No.	Receipt Number	Customer Reference	Product/Service Description	CPL Price	Litres	Total Exc GST ($)	GST ($)	Total Inc GST ($)	Odo meter (km)	KM Span	Litres/ 100km	Cents /km
								DIESEL		259.56	450.58	45.06	495.64				
							TOTAL	**THIS PERIOD**		**259.56**	**450.58**	**45.06**	**495.64**		**1439**	**18.0**	**34.4**
								YEAR TO DATE		1,896.64	3,468.82	346.88	3,815.70		10449	18.2	36.5
7050 90000779 08357 1IGB255 FLU34021 FREMANTL C WHITE COLORADO 4 X 4 CITY OF FREMANTLE	08/07/26	07:49:38	FREMANTLE	WA	6220	002842		ULT DSL	179.02	56.17	91.42	9.14	100.56	111569	393	14.3	25.6
								DIESEL		56.17	91.42	9.14	100.56				
							TOTAL	**THIS PERIOD**		**56.17**	**91.42**	**9.14**	**100.56**		**393**	**14.3**	**25.6**
								YEAR TO DATE		344.25	625.45	62.54	687.99		2745	12.5	25.1
7050 90000768 25826 1UD635 WHITE MITSUBISHI TRITON	13/07/26 27/07/26	11:06:42 10:56:23	FREMANTLE FREMANTLE	WA WA	6220 6220	003035 003550		ULT DSL ULT DSL	182.72 212.95	50.04 44.80	83.12 86.73	8.31 8.67	91.43 95.40	0 0			
								DIESEL		94.84	169.85	16.98	186.83				
							TOTAL	**THIS PERIOD**		**94.84**	**169.85**	**16.98**	**186.83**				
								YEAR TO DATE		394.28	738.34	73.83	812.17				
7050 90000772 10929 1ILA229 FREMANTL C WHITE MITSUBISHI TRITON UTE CITY OF FREMANTLE	13/07/26	05:36:11	KARDINYA	WA	6207	010556		ULT DSL	182.72	62.50	103.82	10.38	114.20	14940	751	8.3	15.2
								DIESEL		62.50	103.82	10.38	114.20				
							TOTAL	**THIS PERIOD**		**62.50**	**103.82**	**10.38**	**114.20**		**751**	**8.3**	**15.2**
								YEAR TO DATE		581.49	1,030.43	103.04	1,133.47		6210	9.4	18.3
7050 90000767 99716 1ILL465 FLU34028 Fremantl C WHITE MITSUBISHI TRITON CITY OF FREMANTLE	03/07/26 09/07/26 16/07/26 27/07/26	10:20:35 12:04:57 10:20:49 08:39:03	FREMANTLE FREMANTLE FREMANTLE FREMANTLE	WA WA WA WA	6220 6220 6220 6220	002659 002909 003165 003539		ULT DSL ULT DSL ULT DSL ULT DSL	177.81 179.02 182.72 212.95	49.00 39.82 39.07 51.33	79.20 64.81 64.90 99.37	7.92 6.48 6.49 9.94	87.12 71.29 71.39 109.31	31421 32567 37723 31924	1146	3.5	6.2

BP Australia Pty Ltd
A.B.N. 53 004 085 616
GPO Box 1621
MELBOURNE VIC 3001

BP Plus
Fleet Control Report

Account Enquiries: BP Accounts Receivable Telephone: 1800 225 527

CITY OF FREMANTLE
Gordon Davies
PO BOX 807
FREMANTLE WA 6959

CITY OF FREMANTLE

Account Number: 0050207122 Customer Number: 0115502034
Period Starting: 01/07/2026 Period Ending: 31/07/2026

Card Number Vehicle/Driver	Date	Time	Purchase Location		Site No.	Receipt Number	Customer Reference	Product/Service Description	CPL Price	Litres	Total Exc GST ($)	GST ($)	Total Inc GST ($)	Odo meter (km)	KM Span	Litres/ 100km	Cents /km
								DIESEL		179.22	308.28	30.83	339.11				
							TOTAL	THIS PERIOD		179.22	308.28	30.83	339.11		1146	15.6	29.6
								YEAR TO DATE		1,404.41	2,582.75	258.26	2,841.01		14285	9.8	19.9
7050 90000775 36752	06/07/26	09:49:33	RIVERTON	WA	6186	023271		ULT DSL	176.90 P	67.13	107.95	10.80	118.75	19548	687	9.8	17.3
1IOR459	15/07/26	09:42:26	FREMANTLE	WA	6220	003117		ULT DSL	182.72	48.53	80.61	8.06	88.67	20059	511	9.5	17.4
Fremantl C	27/07/26	07:53:59	FREMANTLE	WA	6220	003536		ULT DSL	212.95	59.73	115.64	11.56	127.20	20709	650	9.2	19.6
MITSUBISHI TRITON DUAL CAB																	
CITY OF FREMANTLE																	
								DIESEL		175.39	304.20	30.42	334.62				
							TOTAL	THIS PERIOD		175.39	304.20	30.42	334.62		1848	9.5	18.1
								YEAR TO DATE		1,159.97	2,114.81	211.46	2,326.27		10729	10.8	21.7
7050 15502034 02897	07/07/26	11:13:22	FREMANTLE	WA	6220	002788		ULP UNM	161.70 P	84.22	123.80	12.38	136.18	777			
VARIOUS Workshop	15/07/26	15:02:34	FREMANTLE	WA	6220	003134		ULT DSL	182.72	18.33	30.45	3.04	33.49	96943			
CITY WORKS	27/07/26	07:52:25	FREMANTLE	WA	6220	003535		ULP UNM	172.96	80.77	127.00	12.70	139.70	777			
								DIESEL		18.33	30.45	3.04	33.49				
								M/S		164.99	250.80	25.08	275.88				
							TOTAL	THIS PERIOD		183.32	281.25	28.12	309.37				
								YEAR TO DATE		731.79	1,114.55	111.43	1,225.98				
Cost Centre			**N/A**					DIESEL		2722.44	4611.39	461.13	5072.52				
								M/S		980.79	1454.86	145.48	1600.34				
							TOTAL	THIS PERIOD		3,703.23	6,066.25	606.61	6,672.86		15369	24.1	43.4
								YEAR TO DATE		25,619.77	44,724.44	4,472.39	49,196.83		123085	20.8	40.0
								DIESEL		2722.44	4611.39	461.13	5072.52				
								M/S		980.79	1454.86	145.48	1600.34				
CUSTOMER TOTAL							GRAND TOTAL	THIS PERIOD		3,703.23	6,066.25	606.61	6,672.86		15369	24.1	43.4
								YEAR TO DATE		25,619.77	44,724.44	4,472.39	49,196.83		123085	20.8	40.0

OFFICIAL: Sensitive

SCHEDULE OF ACCOUNTS SUBMITTED TO ORDINARY COUNCIL MEETING

AUGUST 2026

MUNICIPAL FUND

Cheque/EFT Payment Identifier	In Favour of	Comments-Details	Amount
EF159492 - EF160073	Various Creditors	As Per Payment Report (EFT & Cheque) For August 2026 (viewed electronically)	$ 3,677,512.86
DD004352 - DD004365	Various Creditors		$ 29,202.62
Chq 218103 - 218119	Various Creditors		$ 4,718.48
	Various Creditors	Cancelled Cheques	-$ 1,099.38
	Various Creditors	Cancelled EFTs	-$ 5,649.18
		Total EFT/Cheque Payments	**$ 3,704,685.40**

Purchase Card Identifier	In Favour of	Comments-Details	Amount
Purchase Card Transactions 29-Jul-2026 to 28-Aug-2026	Various Creditors	As Per Payment Report (Purchase Cards) For August 2026 (viewed electronically)	$ 51,211.32
		Total Purchase Card Payments	**$ 51,211.32**

Salary/Wages Payment Identifier	Date	Comments-Details	Amount
O 05/08/2026	8/6/2026	Wages Payment	$ 177,473.86
O 05/08/2026	8/7/2026	Wages Payment	$ 1,041.93
O 05/08/2026	8/18/2026	Wages Payment	$ 2,960.10
I 12/08/2026	8/12/2026	Salaries Payment	$ 1,026,249.57
O 19/08/2026	8/20/2026	Wages Payment	$ 179,923.90
I 26/08/2026	8/26/2026	Salaries Payment	$ 1,018,353.65
	8/4/2026	COF Superannuation Payment	$ 2,559.42
	8/5/2026	COF Superannuation Payment	$ 336.00
	8/7/2026	COF Superannuation Payment	$ 44,271.27
	8/13/2026	COF Superannuation Payment	$ 207,066.90
	8/17/2026	COF Superannuation Payment	$ 672.02
	8/19/2026	COF Superannuation Payment	$ 1,435.71
	8/21/2026	COF Superannuation Payment	$ 45,802.39
	8/25/2026	COF Superannuation Payment	$ 9,866.70
	8/27/2026	COF Superannuation Payment	$ 207,253.22
		Total Salaries/Wages Payment	**$ 2,925,266.64**

Total Payments from Municipal Fund Account	**$ 6,681,163.36**

GRAND TOTAL PAYMENTS	**$ 6,681,163.36**

NORTH FREMANTLE URBAN PRECINCT

COASTAL FORESHORE RESERVE

Report by Cr Andrew Sullivan
Councillor, Coastal Ward, Fremantle Council

Submission to the Western Australian Planning Commission

To

Confirm the Coastal Foreshore Requirements
Prior to the Lifting of the Urban Deferment
Associated with Amendment 1400/41

14 September 2026

CONTENTS

Executive Summary **3**

1. Introduction **6**

1.1. Purpose of Report 6
1.2. Process of Lifting Urban Deferment 6
1.3. Proponent's submissions – more questions than answers 8
1.4. Coastal foreshore requirement not met 9

2. Review of Proponent's approach **11**

2.1. Foreshore width assessment 11
2.2. Reliance on Leighton foreshore 12
2.3. North Fremantle Parks and Recreation Reservation Study 14
2.4. Reliance on *Future of Fremantle* 19
2.5. Reliance on 'Protection' works is untested and premature 23
2.6. The case for Hybrid Adaptation 27
2.7. Additional Foreshore Reserve is required 29

3. Coastal Setback Requirement **30**

3.1. Components that determine coastal setback 30
3.2. Recreation component for Port Beach 30
3.3. Spatial assessment of recreation needs 32
3.4. Coastal processes allowance based on SPP2.6 34
3.5. Coastal processes allowance using CHRMAP data 35
3.6. Cumulative setback and distribution of recreation 36
3.7. Other requirements of SPP2.6 38

4. Structure Plan and Critical Path **40**

4.1. Draft Structure Plan to satisfy SPP2.6 40
4.2. Relocating assets as part of adaptation strategy 42
4.3. Incompatible Port Beach Road 43
4.4. Integrated Transport Plan 44
4.5. Neighbourhood centre and density 45
4.6. Port Buffer Zones 47
4.7. Boosting access to the Leighton foreshore 48
4.8. Configuration of Port Beach foreshore 48
4.9. Urban integration 50
4.10. Land ceding and costs 51

Figure 1 - Perth's Main Beaches: Spatial Comparison 31
Figure 2 - Recreation areas required for Port Beach 33
Figure 3 - Setback for Coastal Processes based on SPP2.6 34
Figure 4 - Cumulative Setback for development at Port Beach 37
Figure 5 - Additional Regional Open Space reserve 38
Figure 6 – Concept Plan: Port Beach & Urban Precinct 41

Executive Summary

The West Australian Planning Commission (WAPC) must review key matters of concern before lifting the Urban Deferment over the North Fremantle Urban Precinct. A successful outcome will include a highly activated, well-serviced coastal node at Port Beach, complimented by high-density transit-oriented development and activity centre that serve the needs of the local and regional community now and in the future.

1) WAPC's key conditions must be addressed before lifting the urban deferment

a) ***Alignment with the Future of Fremantle vision***: The *Future of Fremantle* vision identified the need for further investigation of foreshore needs and protection of the coastal values. It envisages Port and Leighton will be enhanced as twin coastal nodes. It calls for an abundance of green open spaces and coastal destinations including the highly valued wide sandy beaches. It highlights historic fragmentation of the Leighton Peninsula and calls for connectivity to be restored through integrated transport planning. It recommends the relocation of Port Beach Road, the provision of active transport connections, and better east-west connectivity.

b) ***Completion of an Integrated Transport Plan to guide development in the locality***: An integrated transport plan has not been completed. Road alignments remain unresolved, conflict with *Future of Fremantle* directions, or are inconsistent with the City's vision for an 'urban grid' of boulevards that deliver a balanced approach in support of movement to and through the peninsula. Port access must be relocated to an extension of Curtin Avenue at the time of development to enable coastal assets to be relocated, and so the urban precinct and the additional foreshore reserve can connect to Port Beach. Establishing a timeline to raise the rail between Tydeman Rd and Leighton is essential in delivering east-west integration.

c) ***Confirmation of coastal foreshore reserve requirements***: The MRS Amendment established a foreshore reservation that barely accommodates coastal processes. The setback to development requires other factors to be accommodated including protective dunes, recreation facilities, event space, parklands, access, and parking. The proponent has not provided an adequate spatial assessment of these needs or demonstrated how they can be retained through to the end of the planning horizon.

d) ***Clarification of the Fremantle Port buffer zones impact on development***: The proponent has not demonstrated a response to the port buffers that will deliver high density residential and suitable commercial land uses capable of activating the coastal node.

2) Consultation

Notwithstanding the WAPC's guideline for lifting urban deferment does not mandate community input, informed community engagement is required by SPP2.6.

3) Coastal Planning Policy (SPP2.6) compliance

a) The City's hybrid adaptation plan includes a combination of 'managed retreat' and 'accommodation'. It will be further developed as part of a new CHRMAP process. There is no social licence to build groynes or seawalls at Port Beach and there is no evidence they would be considered compliant with the coastal policy.

b) The proponent's CHRMAP is based on managed retreat. No protective works have been documented or evaluated. The proponent seeks to shift the planning approach towards 'protection' but without providing supportive evidence or a commitment to fund the works that would be required to maintain a narrow foreshore reserve.

c) The proponent has not provided adequate area for recreation needs or the width required to sustain protective sand dunes. The cumulative summation of all factors is required to determine a suitable foreshore reserve width.

d) Additional reserve width is required to accommodate:

- a hybrid adaptation strategy for the whole sediment cell capable of maintaining continuous wide sandy beaches at Port and Leighton;
- a stable and protective dune system (65m min);
- regional community access, parklands, event space, and recreation facilities; and
- additional reserve to offset accessibility inadequacies at the Leighton node,

and be maintained through to the end of the 100-year planning horizon.

e) Assessment herein demonstrates foreshore setbacks in the range of 222m – 256m, requiring an additional 5.12ha of urban deferred land to be transferred to the Regional Open Space reserve by a separate MRS Amendment.

4) Offsetting the impost of land ceded for the foreshore reserve

a) Foreshore land should be ceded for free at the rezoning stage of planning. There are numerous ways the State can help offset this impost to catalyse development.

b) Of the 5.12ha of the proponent's land required for the foreshore, 0.50ha is to support the Leighton node and 0.55ha is to secure *Future of Fremantle* links. This warrants compensation at an industrial land value of approximately $15.75mil.

c) The State may opt to exchange land it controls. Some 1.7ha area of government land in the transit corridor is available as an offset. A further 2.0ha of transferrable land will become available when freight rail to the port is no longer required.

d) Coastal policy precludes using local open space to create a regional open space reserve. However, the adjacent transit corridor includes land suitable for local recreation, including under a future elevated rail. An agreement to relax 60% of the developer's open space contribution could offset about 0.5ha of ceded land.

e) A timely State budget commitment of about $170mil to remove Port Beach Road, construct the extension to Curtin Avenue and develop the Port Beach foreshore would provide substantial uplift in land value for the proponent and could be seen as reasonable compensation for ceding land to the foreshore reserve.

5) Integrated Transport Plan is an essential requirement

a) Port Beach Rd north of Tydeman Rd cannot remain – it fragments the foreshore reserve, halts relocation of coastal assets, and blights the urban precinct.

b) The redevelopment process at Leighton demonstrated that an urban zone is only viable once the regional road is relocated to the east of the precinct.

c) The *Future of Fremantle* vision, the City, and the community all lament the detrimental fragmentation of the Leighton Peninsula resulting from historic road and rail assets. Urban connectivity can only be re-established through adoption of an integrated transport plan that gains the support of all stakeholders.

d) Prior to lifting the urban deferment, commitments are needed to:

i) Extend Curtin Avenue as an urban boulevard through to Tydeman Road, including an underpass at the rail loop, timed to coincide with development. Maintain a high-wide connection north of the rail loop. ($105mil).

ii) A commitment to build a 1.3km section of elevated rail line from Tydeman Road to Leighton ($390mil) to enable the east-west links required for urban integration. Relocate the North Fremantle Station and include provision for a future light rail terminus serving *Future of Fremantle* ($80mil).

iii) Plan the Curtin Avenue Link connection to Stirling Highway as an urban road connection that also provides direct access to the new urban precinct and foreshore from both Stirling Highway and Curtin Avenue.

iv) Undertake a whole-of-project cost comparison. Replacing the Curtin flyover project with the above projects may add $200-300mil but will unlock a high-quality TOD, a viable activity centre and well-connected coastal node. The additional investment provides practical demonstration of how the *Future of Fremantle* vision will deliver integrated urban development and greater public amenity.

6) Activity Centres (SPP4.2) compliance

a) The urban precinct falls within 800m of the existing passenger rail station and within 400m of the new station and transit hub identified in the *Future of Fremantle* vision.

b) The entire site must be developed as a Transit-Orient Development. Densities of R100, RAC3 or higher must be evidenced in a draft structure plan or the like.

c) A neighbourhood centre can't fit within the heritage town centre so must be included in the new precinct and be well-connected with the town centre.

d) The neighbourhood centre must be positioned east of Bracks Street where it can expand over time, interface with key road and passenger rail assets, and provide the opportunity to incorporate the Railway Hotel currently blighted by isolation.

1. INTRODUCTION

1.1 Purpose of Report

This report is submitted to the Western Australian Planning Commission ('WAPC') as evidence of factors that should determine the width of the coastal foreshore reserve at Port Beach. It highlights the inadequacy of the information provided by the proponent of the North Fremantle Urban Precinct and provides additional information that the WAPC are required to consider in accordance with the State Coastal Planning Policy ('SPP2.6').

1.2 Process of Lifting Urban Deferment

The North Fremantle Urban Precinct land was included in the Urban Deferred zone of the Metropolitan Region Scheme ('MRS') through Amendment 1400/41. It was physically and locationally suitable for urban purposes subject to four matters to be satisfied before any of the land is transferred to the urban zone, namely:

- finalisation or substantial progression of the Future of Fremantle project
- confirmation of regional road and transport requirements in the locality
- confirmation of coastal foreshore reserve requirements
- consideration of the Fremantle Port buffer

On 6 June 2025, the proponent lodged a request with the Department of Planning, Lands and Heritage ('DPLH') to lift the urban deferment. The WAPC must be guided by their *Lifting of Urban or Industrial Deferment Guidelines* [WAPC, March 2025].

The guidelines define the process for lifting of urban deferment and the matters to be considered. The WAPC must also be satisfied that information is submitted to adequately addresses the conditions listed above.

Under clause 23 of the MRS, urban deferred land may be transferred to the urban zone by resolution of the WAPC. To do so, the WAPC must sight reasonable evidence through a draft Structure Plan or similar evidence, including that:

- planning is sufficiently advanced to depict an acceptable overall design to guide future development.
- the urban development is in accordance with the strategic planning framework.
- regional requirements (such as roads, open space, public purposes, and coastal foreshores) have been satisfied or provisions made for them; and,
- any constraints to urban development, including in relation to environmental, hazard and risk issues, can be satisfactorily addressed.

Proposals to lift urban deferment were referred to the City of Fremantle (the 'City') and relevant State government agencies for comment. The City cannot engage effectively with the community because none of the documents submitted in support of lifting the urban deferment are available to the public.

In the case of non-government stakeholders and the broad community, transferring land from the urban deferred to the urban zone does not require public consultation. Likewise, as this is not an MRS Amendment, there is no requirement for both houses of Parliament to scrutinise the decision before it takes effect. However, other relevant strategies, policies and guidelines do require the WAPC engage with the community in making this decision.

Understandably, there is considerable public interest in coastal foreshore matters. In determining the size of the coastal reserve, section 5.8 of SPP2.6 requires adequate opportunity for the broad community to participate in coastal planning matters. As is detailed below in this report, numerous aspects of SPP2.6 have not been adequately considered. The proponent's submitted documents containing information that is inconsistent with the policy requirements and non-aligned with the City's hybrid coastal adaptation plan. The submissions do not identify sufficient setback width to accommodate protective sand dunes or satisfy the regional demand for recreation assets and access to the foreshore. The reserve width has not been planned to accommodate all required factors over the 100-year planning horizon.

There is also considerable community interest in resolving regional transport through the peninsula that has historically caused so much fragmentation and disconnection. The usability of the foreshore is significantly impacted by Port Beach Road, the primary access route to Fremantle Port from the north. The current transport corridors also cause considerable disconnection between the residential areas, the historic town centre, and the foreshore itself. An integrated transport plan for the peninsula is considered critical for the success of the proponent's urban precinct and to deliver a connected urban realm throughout the peninsula.

The *Future of Fremantle* vision recommended transport planning be the subject of further investigation. It also stated that ongoing engagement with the community was essential in resolving transport planning issues and the scope and function of all the waterfronts.

The WAPC should pause its process and implement a period of informed community engagement. It should also require additional and correct evidence be submitted before the coastal foreshore reserve requirements can be confirmed. Likewise, completion of an integrated transport plan remains a key component in determining the regional road and transport requirements for the locality. The nature of development needs to be clarified through the submission of a draft structure plan or through similar evidence.

This report details the flaws and inadequacies contained in the proponent's submitted documents. It identifies the correct information and evidence that should be used by the WAPC to progress the planning for the urban precinct and the Port Beach foreshore.

1.3 Proponent's submissions – more questions than answers

Technical information submitted in relation to the foreshore reserve includes:

- *Urban Deferred Lifting Request – North Fremantle Urban Precinct*, [Rowe Group, 6 June 2025].
- *North Fremantle Parks and Recreation Reservation Study,* [UDLA, 21 March 2025].
- *North Fremantle Urban Precinct – Coastal Hazard Risk Management & Adaption Plan,* [MP Rogers & Assoc., Jan 2025].

The UDLA study of recreational needs is new information that was not available when the WAPC considered MRS Amendment 1400/41. The updated *Coastal Hazard Risk Management & Adaption Plan* ('CHRMAP') provides minor revisions to the CHRMAP submitted as part the amendment process.

In accordance with section 3 of the lifting guidelines, the WAPC has also requested the City amend the local zoning of the land. The creation of a Development Zone in LPS4 would satisfy this requirement. A Development Zone in LPS4 would require a structure plan be prepared prior to subdivision of the land. The City believes it is premature to lift the urban deferment or include the land as a Development Zone.

As it currently stands, the lifting of the urban deferment would leave numerous critical matters unresolved. A failure to resolve these matters can only result in conflict and uncertainty at the structure planning stage. Issues of concern include:

- Will Port Beach Road north of Tydeman Road be closed and will this be timed to coincide with development? If not, what is to happen to the current beach assets that are trapped in place by the location of the road but are predicted to be lost to coastal erosion well before 2045? Will the State commit to building an extension of Curtin Avenue through to Tydeman Road to resolve the conflicts?
- Is there a requirement for Leighton Beach Boulevard to be extended southwards consistent with a key direction of the *Future of Fremantle* vision? Is this wide boulevard, and the beach parking it provides, to be located within the Regional Open Space reserve which has not been sized to accommodate it? Alternatively, will the WAPC require that it be in the Urban Zone, noting that the proponent has not indicated a coastal access road will run along the edge of the foreshore reserve?
- Is it acceptable to allow the proponent to surreptitiously apply a different coastal adaptation plan to the one agreed to by the City and DPLH? How can a different adaptation plan be agreed to without first considering that through a legitimate CHRMAP process involving community engagement? How can the WAPC consider a rezoning that presupposes the State will protect the foreshore and development by building groynes and seawalls when no detail of those structures has been provided, evaluated, or assessed in compliance with SPP2.6? Has the WAPC considered the impact that engineered solutions will have on the values of the coast, including the

much-loved wide and continuous sandy beaches, that will be detrimentally impacted by engineered solution?

- Is the WAPC aware that the proponent implies they can effectively downgrade the coastal node status of Port Beach on the basis that the activities and access it provides to the regional catchment can be replaced someday by a north facing beach at Rous Head? Will the WAPC insist that the foreshore reserve be sized to ensure the function of the Port Beach coastal node be retain now and into the future as recommended in the *Future of Fremantle* vision?
- What recreational assets and protective dunes will remain *in situ* in the remaining foreshore reserve towards the end of the 100-year planning horizon? Given the proponent's submissions demonstrate there will be very little reserve left by 2125, how can this be said to be compliant with SPP2.6? In addition, how is this consistent with the *Future of Fremantle* vision to establish and maintain a city connected to its waterfront, its coastal nodes, and its sandy beach environment?
- How will it be possible to integrate the new urban precinct into the surrounding locality if decisions regarding the north-south transport corridor remain in abeyance and unresolved? How can an urban precinct be suitably developed when it is surrounded by unresolved road planning issues? How will the much-needed east-west linkages be established to reconnect the fragmented cells of the peninsula as imagined through the *Future of Fremantle* vision? How can the proponent be permitted to develop an isolated cell of development disconnected from the town centre and incapable of being integrated with surrounding urban areas or the beach?

Rushing a decision to lift the urban deferment while critical matters remain unresolved will generate conflict between the City, the proponents and the community at the next stages of planning. Unless the questions above are adequately addressed, the WAPC will be handing over a poisoned chalice, one that subsequent structure planning can't fix.

The proponent is required to demonstrate that lifting the urban deferment flows from orderly and proper planning for the subject land **and the locality**. This must ensure that the types of critical questions noted above are sufficiently resolved in advance. The proponent argues they have provided all the technical evidence required. However, an analysis of their reports indicates inconsistencies, errors and inadequacies that must be reviewed.

1.4 Coastal foreshore requirement not met

The additional foreshore reserve established through MRS Amendment 1400/41 provided a substantial uplift in available area, albeit separated from the main reserve by Port Beach Road. However, the adjusted reserve remains significantly short of providing sufficient area to accommodate a coastal node either now or in the long term.

Previously, the WAPC only sighted evidence of the component required to accommodate coastal processes as stated in the *Report on Submissions* for Amendment 1400/41. Accommodating coastal processes is just one of several factors that, when cumulatively combined, determine how wide the coastal setback should be.

In adopting the MRS Amendment, the WAPC acknowledged that additional foreshore area may be required prior to transferring any land to the urban zone. An extract from the amendment report states that:

> *"The proponent has prepared the North Fremantle Coastal Hazard Risk Management and Adaptation Plan (CHRMAP) which proposes a full coastal retreat option. The remaining foreshore reserve after full coastal erosion processes have occurred varies in width from 28.1m at its narrowest point to 70.1m at its widest and this entire area is to be reserved as Parks and Recreation.*
>
> *If any additional foreshore reserve is determined to be required, this area can remain in the Urban Deferred zone and can be reserved as Parks and Recreation as part of a MRS amendment process."*

The proponent's subsequent 2025 submission provided an updated CHRMAP that reinforced how far inland the horizontal shoreline datum would be at the end of the 100-year planning horizon. It is important to note that the revised CHRMAP is still based on a 'managed retreat' adaptation scenario. The most up to date CHRMAP must be the basis used when determining the foreshore reserve width.

The foreshore reserve as recently adjusted provides an average coastal setback of 171m between the horizontal shoreline datum and the urban deferred zone. It is wider in the north and narrows towards the south.

The updated CHRMAP shows a 2125 coastal erosion hazard line which essentially defines where the first line of dune vegetation would be in 100 years based on 'managed retreat'. The coastal policy requires that at the end of that planning horizon, the reserve width should still be adequate to accommodate a protective dune and the recreation assets.

The proponent notes that under a 'managed retreat' scenario, much of the foreshore will be lost to erosion during the 100-year timeframe. By 2125, the remaining reserve at the Port Beach node will be just 23m wide, and 78m at the northern edge of development. An average of only 45m of foreshore reserve will remain across the frontage. That is not enough width to accommodate a protective dune (65m required) or the recreation assets (136m required) let alone accommodate the cumulative width required for both (201m).

2. REVIEW OF PROPONENT'S APPROACH

2.1. Foreshore width assessment

Having submitted a revised CHRMAP, the proponent appears to present simultaneously an alternative planning approach that relies on the State agreeing to radically change and fund a coastal adaptation approach based on heavily engineered 'protective' works. The alternative suggests that groynes and seawalls will be built by the State sometime in the future and will protect the foreshore and urban zone from historic erosion, sea level rise and coastal inundation. That is, they imply that the Urban Zone will be reliant on these engineered structures. If that questionable approach was accepted, there should also be an obligation for these structures to be identified and evaluated as an integral part of the rezoning exercise.

Planning for the area should not rely on a hypothetical change in the adaptation strategy. Even the existing hybrid adaptation involving sand nourishment can't yet be relied upon as that programme is still being monitored and evaluated. In any case, even in the unlikely event that the WAPC supports such damaging and unevaluated structures, and/or no allowance is made for coastal processes in determining the setback, analysis shows the recently expanded reserve width would still be inadequate.

The proponent's consultants correctly indicate that at the beginning of the planning horizon, the same area that would ultimately be lost to erosion under 'managed retreat' can be used to accommodate some recreation assets. However, they don't demonstrate that all essential recreational assets and protective dunes can be accommodated in the current reserve width. The assessment in section 3 of this submission identifies that the recreational assets for Port Beach require about 8.5ha of land (see Figure 2). Coupled with a sand dune system, a foreshore area of 12.56ha is required in the amendment area. Over the 625m site length, that requires a width of 201m, i.e., 30m more width than currently provided in the MRS and that's before any allowance is made for coastal processes.

An alternative way to analyse the inadequacy of the reserve is to model whether all existing recreation assets at Port Beach could be relocated into the reserve remaining at the end of the planning horizon. Using the revised CHRMAP the average reserve width remaining in 2125 is just 45m and provides 2.8ha across the 625m long frontage. However, the existing recreation assets at Port Beach, including the beach access road, amount to 4.0ha. It is not possible to shoehorn in 4.0ha of assets into the remaining 2.8ha, let alone find room for another 4.0ha for sand dunes.

Most of the foreshore area remaining at the end of the planning horizon is in the northern half of the precinct, representing about 1.8ha, where it may provide some support for the Leighton node. However, the Port Beach node needs to be located at the Tydeman Road end to achieve some separation Leighton. Only 1.0ha of foreshore will remain in the southern half of the foreshore in 2125. Put simply, under that current scenario, Port Beach as a regional coastal node simply won't exist. Clearly, the proponent has failed to

adequately confirm the coastal foreshore requirements can be accommodated within the recently widened reserve.

Far from implementing the *Future of Fremantle* vision for a waterfront city, acceptance of the proponent's inadequate assessment provides only a short-term fix to the problems that have plagued Port Beach in recent years.

Under any adaptation scenario for a sandy beach along our windy coastline, a dune is required to act as a bank of sand that naturally protects against severe storm events. The dune, even when partially eroded during a storm, provides both protection and a buffer for the parklands and buildings behind it. At normal times it buffers those areas from the worst of the sea breezes and the damaging salt spray, sand blasting, and sand drift they cause. In our locality, these dunes need to be at least 65m wide, but preferably 100m based on the performance of nearby dunes.

A stable dune is an essential component in delivering protected recreation areas along our extremely fragile and wind-swept coast. Without protective sand dunes, any remaining assets, parklands, and the private development east of the reserve, will be compromised by damaging wind borne sand and sand drifts. The proponent's submissions to date ignore the need to allocate a suitable width for sand dunes in the cumulative setback.

2.2 Reliance on Leighton foreshore

In establishing the new Regional Open Space reserve (formerly P&R reserve) through Amendment 1400/41, the *Amendment Report* stated:

> *"the proposal aligns with the general intent of the Masterplan* [Leighton Oceanside Parklands Masterplan, WAPC, 2007] *and expands on the extent of the foreshore reserve adjacent to Port Beach and provides a foreshore width similar to that adopted for Leighton Beach".*

'Similar' perhaps, but certainly not the same, and demonstrably inadequate. The WAPC must not assume the existing Leighton reserve provides a legitimate reference point. The original assessment at Leighton was based on assessments included in the *Leighton Regional Planning Guidelines* (WAPC, 2000). The recommended setback to provide protection from coastal processes in the long term (100 years+) was 95m. It is critical to note that the 95m was based on a very low coefficient for sea level rise (just 0.34m/year). Also, Leighton was assessed as being a stable beach and so no allowance was made for historic erosion. If that calculation methodology assumed a sea level rise of 0.9m/year and added a coefficient of 0.85m/year for historic erosion experienced at Port Beach, the calculated setback for coastal processes would have been 236m, not 95m. This is considered in more detail in section 2.3 below.

The guidelines went on to consider the amount of additional foreshore land that was required for the numerous components that make up a coastal node, stating at section 5.1 (p.24) that:

> *"Calculation of the setbacks needed to accommodate coastal processes is a relatively straightforward and objective matter (provided certain basic information is available).* ***Calculation of the amount of land required for public recreation, open space and facilities is considerably more difficult*** *and involves a greater level of subjective judgement, knowledge of the current and expected usage patterns of the coast, an understanding of the nature of the facilities which will be provided, and the balancing of ecological, economic and social considerations."*

The assessment of coastal recreational demand provided comparison to other coastal nodes throughout the Metropolitan Area. It primarily focused on comparison of the widths of different foreshore reserves. It also included a comprehensive list of the types of activities that are accommodated in other nodes. However, notwithstanding the quotation above, it did not include a spatial assessment of the areas needed for each functional component of recreational asset for Leighton or any other node.

The guidelines concluded that based on similar reserves, a setback of 150m at Leighton would provide "*sufficient flexibility to include a wide range of activities associated with beaches with a regional catchment*." That is, they added an extra 55m to the setback for coastal processes of 95m. At the time, Port Beach Road was proposed to be relocated immediately east of the 150m wide foreshore which would have increased the overall coastal setback to development to at least 175m.

Subsequently, the *Fremantle to Cottesloe Transport Plan*, (Transport WA, 2001), and the *Leighton Oceanside Parklands Masterplan* (WAPC, 2007) lead to a commitment to shift regional traffic to a new section of Curtin Avenue east of the urban zone. The masterplan also resulted in the creation of Leighton Beach Boulevard. This beach access road was made wide enough to accommodate significant beach parking and so the cumulative setback width became 188m. For comparison purposes, based on the predicted 95m for coastal processes, the reserve width at Leighton at the end of the planning horizon was predicted to be 93m which is double that predicted to be left at Port Beach by the proponent.

The success of the Leighton node, and in particular the meteoric expansion of surf club membership and the activation that flows from quality hospitality venues, has highlighted the inadequacy of the new foreshore reserve in providing facilities and access that serve the regional catchment. As the guidelines originally foreshadowed at section 5.2.2 (p28/29):

> *"The provision of facilities encourages more patrons and for many of those to spend more time within the Foreshore reserve. The more people attracted to the area, the greater the number of activities that will be performed. Prudent recreation planning requires that the physical environment must be planned to meet recreational demands and to have sufficient capacity to also support the infrastructure likely to be provided to cater for the demands.*

> *It is clear that an agreed systematic approach is required to coastal planning for recreational purposes. Methodologies need to be established that are clear and explicit so that relevant stakeholders and the community can input when decisions need to be made on foreshores."*

The methodology selected didn't quite live up to that clear strategic intent. The Leighton node falls short because of the minimal area of parkland available, and the inadequacy of the parking especially given no overflow parking opportunities exist nearby. Compared to other regional nodes, the area available for recreation is still quite small.

Leighton was intended to rely on Freeman Loop inside the urban zone to provide additional recreation and commercial opportunities to serve beach goers. At the development phase, the planning system failed to establish Freeman Loop as a vibrant coastal plaza. The landscape architect turned what was predominantly intended to be an alfresco space into a car dominated street with a largely unusable landscape zone in the centre. Subsequently, decision makers then permitted developers to build ground floor residential units where commercial and hospitality land uses had originally been mandated.

Planning for Port Beach and the new urban precinct provides a unique opportunity to mitigate the inadequacies evident at Leighton. Additional parking, or at least overflow parking, can be provided in the vicinity of Walter Place as was originally proposed in the masterplan. Strategies to activate the Port Beach frontage must respond to key learnings from the failure to properly activate Leighton Beach Boulevard and Freeman Loop.

2.3 'North Fremantle Parks and Recreation Reservation Study'

The starting point to confirm the total setback required must be to review how the initial reserve was determined through Amendment 1400/41. The initial setbacks established typically range between 153m and 182m, rising to 193m for a small length near Tydeman Road. These setbacks are widest in the north and diminish towards the south. This is the opposite of what an evidenced-based assessment would deliver where a wide coastal node is required in the southern half of the site consistent with the *Future of Fremantle* vision. It is also contrary to the science that shows a progressively increasing rate of historic erosion towards the south. It is illogical that the setback at the north end where erosion is almost nil should be 30m greater than the setback to the south where erosion is significant (0.85m/yr).

Clearly, the initial area added into the foreshore reserve was not actually based on a comprehensive coastal assessmen. It seems more likely the allocation of reserve simply included land that was already owned by the State. That's okay as a starting point provided the coastal assessment at this stage of planning isn't seen as a minor or supplementary process but rather the primary assessment against SPP2.6. The previous process only considered coastal processes and so the current process provides the first opportunity to assess all other factors required to confirm the coastal foreshore.

The information provided to the WAPC by the proponent, in their *North Fremantle Parks and Recreation Reservation Study* (UDLA, 2025), compares the initial Regional Open Space reserve established through MRS Amendment 1400/41 to the Leighton node on the presumption that existing node is considered adequate. Their conclusion that the even narrower reserve at Port Beach is acceptable is demonstrably flawed for the following reasons:

- In seeking to identifying coastal setbacks for comparison purposes, UDLA incorrectly reference the width of the vested foreshore reserve established through Landgate (150m at Leighton), rather than the actual Regional Open Space reserve width as mapped in the MRS (about 188m at Leighton). They make the same mistake for each of the nodes they use for comparison, but then compare these vested areas to the MRS reserve at Port Beach.
- As previously noted, the coastal setback at Leighton was based on an outdated coefficient for sea level rise of just 0.34m/yr, so it should have been 56m – 62m wider using the coefficients used today, namely 0.9m/yr in SPP2.6 or the 0.96m/yr used in the updated CHRMAP.
- The setback at Leighton was predicated on it being a relatively stable beach whereas Port Beach is a known erosion hot spot currently experiencing 0.85m of erosion per annum. This factor alone warrants a reserve at Port be 85m wider than at Leighton.
- The current space allocated for recreation and public access at Leighton, including parking, (about 4.38ha) has proven to be inadequate and the assets provided fall well short of demand even in the present timeframe.
- UDLA fail to consider whether the assets they use for comparison will be available through to the end of the 100-year planning horizon. In the case of both Leighton and Scarborough, the respective CHRMAPS for those areas highlight most of the assets will be lost to erosion early in the next century.
- The most recent CHRMAP assessment indicates that only 63m of the Leighton reserve will remain at the end of the 100-year planning horizon, with only 33m west of Leighton Beach Boulevard. Clearly, that is insufficient to accommodate a protective dune let alone accommodate any recreation assets or parkland.

The UDLA study fails in its methodology in determining the land area required to accommodate recreation assets. While factors such as coastal processes and dune requirements can be determined as a lineal setback dimension, the quantitative assessment for recreation components demands a two-dimensional spatial analysis that necessarily produces the area in square metres required for each asset. The cumulative area required

for all assets can then be provided by setting aside a particular length and width for the node to deliver the area required. It cannot be determined by simplistically comparing setbacks at other locations.

The recreational area required at a node can be within a long section of narrow foreshore, or alternatively a short length of foreshore that extends a long way inland. The configuration should respond to the circumstances at each node. UDLA's comparison of foreshore widths at other nodes in isolation of an assessment of the total area and configuration of recreation assets provided at those nodes is superficial if not meaningless. Likewise, using existing reserves that we know will fail well within the 100-year planning horizon does not create a good foundation when assessing new proposals.

Comparative Coastal node setbacks

A fair comparison to Leighton would first seek to correct the flaws in the original assessment that only allowed 95m for coastal processes. It would add 56+m width for the extra sea level rise component and a further 85m to allow for the fact that Port is an historically eroding foreshore, unlike Leighton which is stable. Hence, using an SPP2.6 calculation the base setback for coastal processes at Port would need to be at least 141m wider than to 95m provided at Leighton Leighton. Assuming for one moment that the recreation allowance at Leighton is adequate (it isn't) the correct comparison is that Port should have a total setback of 329m (188m actual + 56m correction + 85m to allow for an historic eroding beach). Furthermore, to offset the known inadequacy of the recreation assets at Leighton, additional recreation area would be warranted, and hence an even bigger setback.

The UDLA study also compared the initial reserve established for Port Beach to development setbacks at other coastal nodes. Once again, they confused the foreshore reserves vested with the local authority with the larger Regional Open Space reserves in the MRS. The MRS reserves reflect the setback to development required by SPP2.6, and typically include the local road reserves that provide beach access and parking in addition to the vested foreshore reserves. For example, UDLA suggest the coastal setback at Leighton is 150m when in fact it is 188m. They say the new 170m average setback at Port is greater than at Leighton when it is less. They are comparing apples with oranges!

In UDLA's assessment of Cottesloe, they suggest that foreshore is very narrow at 50m when in fact the Regional Open Space reserve in the MRS ranges from 65m to 85m and expands to 135m at the surf club. They also fail to note that Cottesloe relies heavily on large tracts of land east of the foreshore that provide substantial beach parking and recreational facilities, including a skate park, that might normally be provided in the foreshore reserve.

While the Cottesloe foreshore in the MRS only accommodates 3.8ha of recreational assets (not including dunes, but including the beach access road), it is supported by 1.4ha of parking at Napier St, 0.9ha of parking at Forrest Street, and another 1.95ha of land at the skate park. All up, it has 8ha of recreational assets associated with the foreshore. If those additional assets were added into the Regional Open Space reserve in a simplistic lineal manner, it would add another 61m of width for the full length of that foreshore. A closer comparison is that the effective reserve at Cottesloe, as adjusted, is 126m to 146m wide.

It is noted that the Cottesloe Foreshore Masterplan (above) can only be implemented because of the additional reserve land east of Marine Parade that provides the capacity to relocate parking to facilitate improvements to the parklands and recreation areas in the foreshore reserve. Additionally, unlike Port or Leighton, Cottesloe has the advantage of being located on a rocky coastline, enjoys significant elevation to mitigate sand movement, and is protected by a pre-existing groynes and seawalls built in the 1960's. While it's a great beach, it doesn't provide a good comparison even when the setbacks are properly identified and understood.

The UDLA report also compares the Scarborough Beach foreshore, which at least is on a similar section of sandy coast, as another example of a narrow foreshore at just 130m wide. In fact, the reserve in the MRS ranges from 130m to 175m with an overall average setback of 146m. The node also happens to be more than 1.0km long and provides a massive 12ha of recreational assets. This is easily Perth's premier beach in terms of public amenity. It compares to Bondi Beach that enjoys 20ha of assets over a slightly longer distance.

UDLA simplistically compare the reserve width at Port to the width at Scarborough, but the latter enjoys four times the recreation area compared to that currently available at Port or Leighton. Replicating all the assets at Scarborough would require Port to have a recreation component 190m wide across the available 625m frontage in the amendment area. Adding in allowances for dunes and coastal processes, a true comparison is that for Port Beach to be like Scarborough it would require a total average setback of 385m offer the same recreational amenity. No one is suggesting Port Beach needs to be as grand as Scarborough, but the claim that even half of what exists at Scarborough can be provided at Port without significantly increasing the setback is not supported by the facts.

Most significantly, the UDLA report does not assess whether assets at comparative nodes are meeting demand let alone how they will fair across the 100-year planning horizon. We know the available land at Leighton isn't sufficient to accommodate today's needs let alone future requirements. We also know from the CHRMAPs that most of the assets used for

comparison won't survive through to the end of the planning horizon. Scarborough may be impressive in its recreation offer, but a quick assessment of the City of Stirling's CHRMAP demonstrates most of the assets will be lost within the 100-year planning horizon unless that coastline is radically altered using engineered structures. Indeed, most of Perth's nodes located on sandy coasts are under threat because they fall within reserves established well before coastal science underpinned planning decisions.

Surely, the purpose of contemporary coastal planning is that we take every opportunity to set aside sufficiently wide coastal recreation nodes that will survive long enough for future generations to enjoy.

The UDLA study includes crude pictorial overlays of these so-called 'comparable' beach nodes across the current reserve at Port Beach. All this shows is what can be provided in the first years of the 100-year planning horizon and not what will be left at the end. The overlays also show false comparisons because they don't include the beach access roads, the additional assets that serve the beaches, such as those noted above for Cottesloe, or all the assets in the case of Scarborough where only half the node is depicted in the overlay.

Clearly, it is critically important to assess recreational needs based on the area required to accommodate each activity now and in the future. A failure to do this means every coastal node we establish now will just end up as a narrow beach compromised by groynes and sea walls sometime during the next 100 years. The coastal engineers may get rich, but at the expense of our Australian way of life.

In the long term, the foreshore reserves we plan today may well deliver the only wide sandy beaches we have left in 100 years.

2.4 Reliance on *Future of Fremantle*

At the time of adopting MRS Amendment 1400/41, the WAPC assumed the then upcoming *Future of Fremantle* project team would consider the adequacy of the coastal foreshore reserves within their study area, including Port Beach, and any additional recreational areas that may be warranted. The Amendment Report stated that:

> *As the proposed coastal foreshore reserve and any additional recreational area is to be further considered as part of the Future of Fremantle Protect* (sic) *outcomes, this matter has been included as a requirement to be addressed prior to the lifting of Urban Deferment.*

In the interim, the WAPC established an initial expansion of the Regional Open Space reserve over land that once provided rail access to the port. The expanded foreshore reserve was considered adequate to the extent that it would protect development from erosion within the 100-year planning horizon based on the 2121 Coastal Erosion Hazard Line identified in the proponents CHRMAP. As noted previously, that is just the first of many tests when determining a foreshore reserve and setting setbacks for development.

In the lead-up to the Amendment, the proponent didn't provide any assessment of other factors required to be considered in accordance with SPP2.6. The missing factors include a setback allowance to provide sufficient area to accommodate recreation assets and afford access to the coast. The other main factor is a setback allowance to buffer the foreshore assets and urban development from the hostile coastal elements. On a sandy coast, this is typically achieved by providing sufficient space for a dune system which holds a bank of sand that is somewhat sacrificial in a storm event.

In essence, the WAPC recognised these factors still needed to be accommodated. They hoped the *Future of Fremantle* process would identify any additional foreshore reserve required to accommodate regional recreational demands. With the benefit of hindsight, that was an unrealistic expectation, and it didn't eventuate.

The *Future of Fremantle* process did not commission a detailed assessment of existing or future coastal foreshore needs. Rather, the study team deliberated at a high level of strategic visioning and their focus was on the redevelopment of port areas. It was an ideation exercise mixed with economic forecasting, but it did not assess specific matters like how much foreshore is required.

A key part of the vision was to deliver a waterfront city, one that retained existing valued spaces and delivered enhanced access to the waterfront capable of supporting a whole new population. After initial engagement, they concluded that the *Future of Fremantle* vision must include "*abundant green open space to offset density, protect Port Beach and respond to the impacts of climate change*". The terminology here is critical as the word "protect", in this context, surely means to protect the value placed on Port Beach by the community. The coastal value associated with Port and Leighton beaches has consistently been identified as including the characteristic wide and continuous sandy beaches.

It is noted that during the early stages of the *Future of Fremantle* process, the consultants, including consultants who work for the proponent, developed up early concepts aimed at kick starting community discussion. One of the early concepts included ideas for Sandtrax and Port Beach. Included in the diagram below was an ocean pool on the north side of Rous Head, groynes at Port Beach and artificial reefs.

The ideas for the northside of Rous Head gained some support and were further developed into what became known as the 'north facing beach' proposal.

However, community input overwhelmingly objected to groynes at Port Beach as they would destroy the valued continuity of the long wide beaches and swimming environment. The groynes were dropped from all subsequent concepts and images. Perhaps they were dropped in recognition of the negative impact they would have on the values of the coast, or simply because the issue was too controversial for a high-level strategic visioning process to cope with. In any case, the matter was left to others to consider in the future as can be shown by examining the findings. The *Future of Fremantle – Place and Economic Vision* [WAPC, Nov 2024] included numerous key directions relative to the coast, including:

> ***Coastal foreshore****: The metropolitan coastal foreshore reserve is extended, allowing an uninterrupted and generous coastal reserve connecting Leighton, Port and Sandtrax beaches to a new north facing beach destination.* (p35)

The vision also identifies the Port Beach foreshore precinct as a "*Coastal Protection and Management Investigation Area*" and the transport corridor as the "*North Fremantle Connectivity Investigation Area*" (p.11-13). Each of these 'investigation' areas overlaps the North Fremantle Urban Precinct which sits wedged between the two. Clearly, the matters to be investigated are directly connected to the planning of the urban precinct.

Future of Fremantle also identified the need "*to further define an appropriate 'protect' response to coastal erosion at Sandtrax, Port and Leighton beaches,* ***that maintains a sandy beach environment***". It aims to ensure that a "*sustainable long-term 'protect' solution to coastal erosion at Port Beach is achieved that* ***maintains the usability of the beach*** *and supports its role and function as a regionally important destination*". [emphasis added]

The vision stayed clear of showing groynes but included the word 'protect' in single quotation marks in several places implying they were assigning a specific meaning to that. Perhaps they sought to question or qualify the extent to which certain values, such as wide sandy beaches, can be protected. Perhaps it is an erroneous reference to the adaptation methodology referred to as 'Protection' in SPP2.6. Either way, further investigation was recommended and, most importantly, there were directions to retain the long run of sandy beaches that are so valued at Port and Leighton beaches.

The word 'protect' in coastal parlance includes a range of ways to protect a foreshore. Things that protect the coast are not always engineered, and in most cases they are natural. Man-made protection almost always comes at a cost well beyond the dollars to build it. Seawalls and groynes may protect buildings but often at the expense of amenity and values.

The proponent has effectively leap-frogged over the questionable semantics to 'protect' the beach, and skipped past the requirement for further investigation, to arrive at a point that assumes groynes, seawalls, or other types of engineered 'protection' will be built at Port Beach. They claim as fact that "*Port Beach is to be protected"*, and that *Future of Fremantle* will deliver "*protection works*". By adopting a fundamental shift away from the previously agreed adaptation strategy, the proponent conveniently ignores the critical 'investigation' step needed before anyone can adopt such a strategy.

Whoever develops the *Future of Fremantle* precinct may well build protection works for that development if or when it goes ahead. That would be their responsibility if it as accepted that less impactful forms of adaptation aren't suitable in the circumstances. However, they aren't responsible for adaptation to mitigate erosion in front of the North Fremantle Urban Precinct. The proponent requested the MRS Amendment and is responsible for any protection works needed to protect their development and the foreshore. Either they give up the land required for hybrid adaptation, or they initiate a process to explore 'protection' works capable of maintaining a sandy beach environment, assuming that is even possible.

Clearly, the *Future of Fremantle* process was never intended to superficially override proper coastal planning or compliance with SPP2.6. The vision is well considered but its endorsement by the State Government does not provide the foundation to assume that planning for Port Beach no longer needs to have regard for historic erosion, sea level rise, inundation, or the need to deliver a sustainable coastal node that maintains and enhances the values the community place on this much-loved beach.

The proponent also infers that the *Future of Fremantle* vision seeks to downgrade the function of Port Beach to a space that would simply "*complement the identified regional/district beach and foreshore node at Leighton Beach and a future north facing regional recreation destination further south*". Understandably, the proponent's interpretation would reduce the area of land needed for recreation in the foreshore reserve. This cannot reasonably be inferred from the *Future of Fremantle* vision and contradicts the demand for a safe, functional, and attractive regional beach node.

Indeed, the *Future of Fremantle* vision reinforces the long-established strategy that both Port and Leighton beaches are required to function as two distinct and separate coastal nodes to serve a growing regional catchment. The *Key Moves and Spatial Opportunities* plan includes a 'Coastal Node' at Port Beach (p.30), as do all the other plans. The coastal node is centred in front of the southern portion of the Urban Deferred zone with its outer edge extending a little south of the current Tydeman Road alignment.

The proposed "*north facing beach destination*" is a new initiative distinct from the existing beach areas. It does not replace the need to retain and enhance functional nodes at both Port and Leighton beaches. The WAPC must ensure the Port Beach foreshore reserve can accommodate a full range of recreational assets capable of serving the coastal recreation demands of the regional catchment. Likewise, the adjacent development within the urban zone must support the function of the coastal node.

2.5 Reliance on 'Protection' works is untested and premature

There is broad acceptance that human intervention is warranted to address the severe erosion plaguing Port and Sandtrax beaches. At Sandtrax, there is a reasonable expectation that 'managed retreat' is not a viable option. The existing port operations represent a land use permitted to occur within an area impacted by coastal processes, and so must be protected. However, no such exemptions apply in the amendment area and the coastal planning policy requirements must be applied to the new urban zone.

The City adopted a precautionary 'managed retreat' strategy for Port Beach north of Tydeman Road following consideration of the 2016 CHRMAP, a process funded and endorsed by DPLH. This reflected the value the community placed on maintaining continuous and wide sandy beaches at both Port and Leighton.

Buried in the proponent's reports is their belief that engineered 'protection' works will be implemented by the State at Port Beach. However, in their updated 2025 CHRMAP, they provide no detail on how engineered structures might be configured, where they will be located relative to Port and Leighton Beach, and the likely impacts they will have on the entire sediment cell. Indeed, despite alluding to protection works at Port Beach, their CHRMAP is based on a managed retreat scenario.

Adopting the precautionary principle requires the WAPC to make its determination of the current foreshore needs based on the available evidence and adaptation strategies that currently exist, not on hypotheticals offered by the proponent. The WAPC can't rely on groynes and seawalls that might, or might not, be built by others at some future time.

There remains a clear community desire to avoid groynes and seawalls at Port and Leighton. This reality must be factored in when balancing what is tolerable and acceptable in determining the adaptation level to be applied. If a different adaptation approach is to be considered, reference must first be made to Clause 5.5 (iii) of SPP2.6 that states:

> *Where risk assessments identify a level of risk that is unacceptable to the affected community or proposed development, adaptation measures need to be prepared to reduce those risks down to acceptable or tolerable levels. Adaptation measures should be sought from the following coastal hazard risk management and adaptation planning hierarchy on a sequential and preferential basis:*
>
> 1) ***Avoid*** *the presence of new development within an area identified to be affected by coastal hazards. Determination of the likely consequences of coastal hazards should be done in consideration of local conditions and in accordance with the guidelines provided in Schedule One.*
>
> 2) ***Planned*** *or* ***Managed Retreat*** *or the relocation or removal of assets within an area identified as likely to be subject to intolerable risk of damage from coastal hazards over the planning time frame.*

3) *If sufficient justification can be provided for not avoiding development of land that is at risk from coastal hazards then **Accommodation** adaptation measures should be provided that suitably address the identified risks. Such measures would involve design and/or management strategies that render the risks from the identified coastal hazards acceptable.*

4) *Where sufficient justification can be provided for not avoiding the use or development of land that is at risk from coastal hazards and accommodation measures alone cannot adequately address the risks from coastal hazards, then coastal **Protection** works may be proposed for areas where there is a need to preserve the foreshore reserve, public access and public safety, property and infrastructure that is not expendable.*

The rezoning of former industrial land, together with the *Future of Fremantle* vision for former port land, provides a unique opportunity to apply the coastal policy to its full extent. The urban precinct cannot be considered as an infill site wedged between areas already compromised by pre-existing planning constraints.

It is acknowledged this section of coast is largely a product of past port infrastructure projects. However, the much-loved wide sandy beaches existed well before human intervention, albeit they were far longer and on different alignments. In recent decades, these valued beaches have been compromised by port related infrastructure and the subsequent erosion that eventuated. As such, the need for adaptation measures that mitigate the erosion is acknowledged and supported, as is consideration of modifying the foreshore at Snadtrax if that improves the degraded environment, but not at any cost.

The current adaptation methodology has been erroneously categorised as '**managed retreat**'. However, recent interventions, namely sand nourishment, and sand redistribution programmes, have been agreed to through due process and are now being implemented. These operations more closely fall within the '**accommodation**' category.

Justification for 'accommodation' works flows from the need to protect land essential for port operations and, to a lesser degree, to afford protection in the short term to the infrastructure assets at Port Beach that can't yet be relocated because of Port Beach Road. In addition, sand nourishment seeks to reinstate the width and usability of the highly valued sandy beaches as far as reasonably possible.

It can be also argued that adaptation has encroached into the '**protection**' category because some emergency works have included temporary seawalls to provide emergency protection to assets. However, these are band-aid solutions that have not been assessed or modelled in terms of long-term impacts and cannot be relied upon for planning purposes.

It is clear that 'managed retreat' alone cannot sufficiently mitigate the risk that ongoing erosion causes to the values of this foreshore. Ongoing sand nourishment and redistribution will be required in the long-term and must be funded as 'forever' programmes. Likewise, subject to information gained from ongoing monitoring, further interventions at Sandtrax

and Rous Head should be explored. The aim must be to capture the imported sand within the sediment cell for longer.

The approaches noted above can best be described as '**hybrid adaptation**'. There is broad community support for this type of hybrid adaptation and it's what the upcoming CHRMAP process needs to explore further. The existing hybrid adaptation operations continue to be monitored for effectiveness and no doubt changes will be recommended to improve the effectiveness of the current approach.

However, no permanent 'protection' works have been seriously entertained by the City or community to date. Any leap into permanent 'protection' works will require thorough evidenced-based consideration, including comprehensive modelling and assessment. In this regard, SPP2.6 explicitly states that:

5.7 Coastal protection works

i) New coastal protection works are not permitted, except where such works are considered only after all other options for avoiding and adapting to coastal hazards have been fully explored, as part of a comprehensive coastal hazard risk management process.

ii) Existing coastal protection works that require significant upgrade or maintenance over the planning timeframe should be considered as new coastal protection works, including consideration of the most appropriate form.

iii) Coastal protection works should only be supported:
a) where it is demonstrated there are no significant negative impacts on the adjacent environment within the sediment cell; and
b) in conjunction with appropriate funding arrangements for the construction and ongoing care, control and maintenance being put in place.

iv) Coastal protection works, where necessary and justified should be:
a) adequately considered and planned as part of making decisions about land use, subdivision and development within the coastal zone;
b) primarily proposed in the public interest to ensure they maintain a coastal foreshore reserve, public access, public amenity, and public safety as well as to protect high value property and infrastructure that is not expendable; and,
c) evaluated at a sediment cell level and take into consideration the future protection requirements of adjoining development.

Clearly, groynes and seawalls cannot easily be approved at Port Beach using the coastal policy criteria above, especially if other less impactful adaptation methods haven't first been assessed, modelled and/or trialled. It is also clear that the WAPC should not approve a rezoning proposal that relies on hypothetical and unevaluated protection works. The requirements in section 5.7 listed above need to be adhered to by the proponent and/or DPLH and be evidenced by the WAPC prior to any decision on lifting the urban deferment.

Specifically, if the location of the proposed Urban Zone is reliant on engineered solutions to protect the foreshore, inclusive of space for recreation assets over the 100-year planning horizon, then the critical first step must be to define the extent of the protection works. The design of the structure(s) required must then be evaluated through modelling at a sediment cell level to provide an understanding of the probable impacts such structures will have on other beaches in the cell, which in this instance extends from Sandtrax to South Cottesloe. This has not occurred and it's premature to lock in a MRS zoning based on a hypothesis.

For all stakeholders to be aligned in their planning there must be clarity in the coastal adaptation method that the State and/or the proponent seek to rely on. This must be determined first as it becomes the foundation for all other coastal planning matters. As it stands, the lack of clarity solidifies the conclusion that it's premature to lift the urban deferment or amend the Local Planning Scheme.

In the interim, the WAPC must establish a foreshore width capable of maintaining the coastal values based on the currently agreed adaptation strategy rather than adopting an unproven hypothetical methodology that presupposes the very engineered solutions that the community have expressly argued against.

2.6 The case for Hybrid Adaptation

Regarding the '*Coastal Protection and Management Investigation Area'* identified by the *Future of Fremantle* vision, the new CHRMAP process recently commenced by the City and DPLH is the first step required in these investigations. However, a CHRMAP will only identify at a high level the types of adaptation recommended to manage the risk. It won't offer specific designs or model their impacts to the extent required for construction approval.

By necessity, the new CHRMAP should focus on reviewing the adaptation plan for the coast between Sandtrax and Leighton. Before decisions can be made, there is a need to understand the likely impacts that flow from ideas contained in the *Future of Fremantle* vision, including proposed changes at Rous Head associated with a north facing beach. It should also review monitoring data from sand nourishment and consider adaptations that may trap sediment in place at the proposed north facing beach.

For any new works, the likely impacts on the coastline at Port and Leighton need to be considered, focusing on changes to erosion rates and impacts on nearby beaches. For example, installing a spur groyne at Rous Head would likely shift the control point of the sediment cell to the north. This may shift the worst of the historic erosion further north to Leighton.

The community appreciates the need for 'adaption' that moderates harm and exploits beneficial opportunities. This was supported through the *Future of Fremantle* process, including cautious support for changes at the northern end of Rous Head if they 'save' Sandtrax beach and/or provide a new recreation opportunity. Nothing in that support warrants the level of assumptions made by the proponent in leapfrogging well beyond the existing agreed management approach.

There is little social licence for groynes and seawalls. Elsewhere in Perth, communities have rallied against heavily engineered man-made structures. The most recent example is at Mullaloo and Whitfords where 17 groynes were proposed along a five-kilometre stretch of coast at a cost of $128 million. Following 97% community opposition, the local government reviewed the technical data resulting in a fundamentally different approach that recommends protecting and strengthening the natural coastal system, managing the movement and supply of sand, and considering hard structures only where evidence shows

they are genuinely necessary. The City of Joondalup produced a ranking of adaptation options that clearly shows the community values the maintenance of coastlines that feel natural rather than man-made.

CITY OF JOONDALUP - ORDINARY MEETING OF COUNCIL PAGE 95
MINUTES - 28.07.2026

The following table provides the ranking of selected adaptation options from the feasibility assessment that may be applicable to the City's coastline.

Rank	Option	Overall score	Rationale
1	Dune enhancement / revegetation	18	Essential enabling layer that strengthens the dune buffer, improves post-storm recovery, and delivers strong ecological and social outcomes; best paired with sand supply measures.
2	Sand fencing, brushing, and dune trapping	18	Low-cost dune building and recovery support that helps retain benefits between sand campaigns; depends on correct placement, access control, and ongoing maintenance.
3	Hybrid seawall-dune system	15	Selective asset-protection layer that maintains a sandy frontage if kept buried; performance depends on reliable sand cover, monitoring, and replenishment triggers under sea level rise.
4	Sand bypassing	14	Restores sediment continuity where transport is interrupted; can reduce reliance on hard controls; requires repeat operations, monitoring, and clear operational governance.
5	Beach face nourishment	13	Core on-beach sand addition to rebuild beach width and storm buffer; repeatable but dependent on sand source, access, approvals, and ongoing campaign planning.
6	Shoreface or nearshore nourishment	13	Sand placement offshore to reduce on-beach disruption; outcomes and approvals can be more complex in sensitive marine settings and require monitoring and adaptive management.
7	Large scale sand nourishment projects	13	Larger-volume campaigns that can create a longer-lasting buffer where continuous frontage and reliable supply exist; requires staging areas, approvals, and monitoring.
8	Beach scraping and re-profiling	13	Tactical post-storm recovery tool to rapidly rebuild buffers under defined triggers and limits; not a primary long-term stabilisation measure.
9	Backpassing and enhanced backpassing	12	Operational sand redistribution that can support targeted hotspots where suitable donor areas exist; constrained by donor availability and risk of shifting impacts to the borrow site.
10	Rock filter units	11	Localised or interim toe/transition protection and emergency response option; not a whole-of-frontage erosion solution and may face approvals constraints near sensitive habitats.
11	Living speed bumps	11	Pilotable nearshore roughness concept intended to reduce wave-energy concentration at hotspots; benefit is uncertain on exposed coasts and requires modelling and clear success criteria.
12	Rock groynes	10	Technically able to trap sand but can displace impacts downdrift and impose ongoing governance burdens; generally low social licence due to visible planform control.
13	Sloping rock revetments and seawalls	10	Asset protection option with clear constructability; still entails trade-offs for beach width and amenity and needs careful siting and overtopping/transition management.
14	Geofabric groynes	9	Potential trial-scale control with some reversibility; still carries transport disruption risks and reputational issues if exposed, damaged, or poorly maintained.
15	Multipurpose artificial reefs	8	High design sensitivity and uncertain measurable shoreline benefit; best treated, if at all, as a staged pilot only where modelling indicates clear retention benefits.

2.7 Additional foreshore reserve is required

Adaptation provides the means to optimise the gains and minimising the losses associated with coastal hazards. In the case of Port Beach, we must protect the value placed on having a wide uninterrupted sandy beach backed by a well-serviced, highly activated, and accessible coastal node. The vision for an urban village connected to its waterfront, the old Town Centre, and the residential hinterland, is also welcomed.

However, the vision must not be compromised by the proponent's desire to avoid allocating any of their land as foreshore reserve. They are dismissive of the current adaptation methods adopted by DPLH and the City. They are seeking to skirt around the need to relocate the Port Beach assets further inland. They remain silent on extending Leighton Beach Boulevard and have no plan to accommodate this in the foreshore reserve or in the Urban Zone. Their concepts are inconsistent with the requirements of SPP2.6 and the *Future of Fremantle* vision.

The City cannot be expected to fulfill its commitments to the community and implement the coastal policy if the WAPC fail to establish a suitably sized and configured foreshore reserve.

The next chapter provides a comprehensive assessment of recreation and access needs, and how they should be accommodated in the urban precinct in a mutually beneficial manner.

Additional foreshore reserve must be established so that Port Beach has a future as a vibrant coastal node that meets the needs of the regional community now and in the long term.

3. COASTAL SETBACK REQUIREMENT

3.1 Components that determine coastal setback

Most beaches serve local needs only. At local beaches, the foreshore reserve width needs to accommodate a setback for coastal processes, including an allowance for sea level rise and the need for protective dunes. In addition, basic levels of beach access and amenity, including small car parks and pocket parklands, should be provided within the coastal setback. Along our sandy coast, the setback is calculated using a simple formula to determine the width of the foreshore reserve and the setback to development.

By contrast, in planning for a coastal node the above approach represents the first step only. The biggest task is to identify the area required to accommodate the recreation needs of the regional catchment. The components of a vibrant, tightly contained, well-serviced, and highly accessible hub of activity are identified, and areas allocated for each.

Coastal nodes require additional foreshore reserve to accommodate very high levels of activation. They typically include space for beach cafes, large changerooms, surf clubs and accommodation for other coastal user groups. Large areas are needed for well-landscaped parklands that support intensive passive and active use, and public and private events. Significant space is also required for beach access roads, parking, and public transport capable of providing access to the beach for the regional catchment. Collectively, accommodating these functions adds significantly to the overall area required as part of a foreshore reserve.

Coastal node planning requires a spatial assessment of each activity and function. It also requires an understanding of the inter-relationships between each use and any interdependent relationship with adjoining urban development. As a spatial assessment, the foreshore component required will initially be expressed as the area of land required rather than a lineal setback.

This recreation area must be accommodated within a foreshore reserve in a manner that creates a coastal node that integrates with the adjacent development zone and any specific, valued, or constraining characteristics of the site. The area will be arranged based on the length of the foreshore identified for the node and that then converts to a width to be added to the foreshore setback. Hence, the setback width and foreshore length at a particular node will reflect the unique circumstances and preferred character of that node.

3.2 Recreation component for Port Beach

Decision makers must seek to balance the often-competing needs and desires for access to the coast and maintain the values of the coastal zone. When developing a coastal node in the metropolitan area, the typology and location of adjacent urban development should integrate with and compliment the function of the foreshore, help activate the public

parklands and community facilities, and collectively they should provide for the recreational needs of the regional catchment.

Some 4.38 ha of foreshore reserve is utilised for recreation and beach access at Leighton. It is one of the smallest areas allocated for recreation of all the regional or district beaches in Perth. Only the Port Beach assets sit within a smaller footprint of 4.0ha. Most other regional beaches enjoy 8 to 12 ha of land for recreation purposes. Even most of the district beaches enjoy more than 5.0ha for recreation. The table below provides a spatial comparison of the characteristics of other beach nodes in Perth.

Figure 1 - PERTH'S MAIN BEACHES: Spatial Comparison.

Beach Node	Node Type	Recreation Area not incl. dunes	Length of node	Setback to development incl. access roads	Comment
Rockingham	Regional	6.15 ha	800m	101m	Narrow at the promenade. Protected north facing beach requires less dune so setback can be reduced
Coogee	District	3.95 ha +2.7ha at surf club	495m	216m	Additional 2.7 ha at Surf Club to the south
North Coogee	Planned regional	8.20ha available	600m	307m to rail	Future regional beach opportunity
South Beach	District	4.88 ha not incl. Wilson Park	630m	125m To rail	Major coastal engineering completed in 1990's to establish beach
Port Beach (existing)	District	4.0 ha Incl. PBR	650m	105m to sheds	No space for dunes. Conflicted by port access road abutting the reserve
Leighton	Regional	4.38 ha	570m	162m – 188m	Area has proved to be inadequate by about 2.0ha
Cottesloe	Regional	3.9 ha +1.4ha car park +0.9ha car park +1.95ha skate park	640m	65m – 85m 135m at surf club	Geologically protected. In addition, there assets provided east of the beach access road, as noted.
City Beach	Regional	8.15 ha	655m	n/a, backed by parklands	Extensive overflow parking and parklands to the east
Scarborough	Regional	12.10 ha	1080m	130m – 175m	
Trigg Beach	District	5.5 ha	750m	130m	Most of beach back by parklands
Sorrento	District	5.2 ha	664m	n/a backed by parkland	Doesn't include Hillary's or overflowing in park to east
Mullaloo	District	5.1 ha	483m	160 – 200m	

Note: The areas above exclude the beach itself, any sand dunes established to protect the recreational assets, and any other natural assets. The areas include parklands, facilities, and roads where the primary function is to provide access to the coast and beach parking. Some beach access roads are not located within a Regional Open Space reserve, but they are integral to the function of the coastal node and are included for planning and comparison purposes. The setback widths are measured from the horizontal shoreline datum (HSD) to the first line of development, typically the start of the Urban zone.

A comparison with some of Australia's best foreshores shows that Bondi enjoys a 20ha area, Geelong Waterfront has 14ha, St. Kilda Beach has 14.2ha, but poor old Glenelg in South Australia only has 3.9ha. Noting the key direction of the *Future of Fremantle* vision is to establish a world class waterfront, and more generally because the Perth lifestyle is so focussed on beach life, the WAPC should seriously entertain establishing much larger foreshore reserves than we currently have.

When establishing Leighton 25 years ago, the WAPC was seeking a balanced outcome that retained some opportunity for urban development to compliment the beach node and factored in the proximity of the passenger rail in providing access. It should be noted that the passenger rail does not greatly assist beach access for most users of Port and Leighton because 70-85% live south of the river.

As noted previously, the setback width was determined having regard to the *Leighton Regional Planning Guidelines* and the *Leighton Oceanside Parklands Masterplan*. At the time, it provided a significant increase in foreshore width compared to the miserly 30m initially proposed by the *Leighton Shores* developer. The proposed Leighton foreshore was considered workable by all stakeholders at the time but has still proved to be inadequate.

Based on learnings from the Leighton process, there is a clear need for a more thorough assessment of recreational needs. A reasonable starting point is a comparison of the spatial characteristics of the other main beach nodes in Perth.

Critically, many of the historical nodes are unsustainable in the longer term as identified in the respective CHRMAPS for each area. In most instances, the historic setbacks that exist are far less than would be required by SPP2.6 if they were being planned today.

3.3 Spatial assessment of recreation needs

In determining a suitable foreshore reserve and setback for development, the WAPC must identify and include the spatial requirements needed to accommodate and maintain the recreation assets and accessibility for the Port Beach coastal node. The best way to determine these spatial requirements is to break each activity down into individual components and allocate a suitable area for each. The range of activities required at any given node will reflect the size of the regional catchment served, the distribution of other nodes and respective activities along the coast, and whether those other nodes are sustainable in the long term or need to be replaced by new nodes over time.

In the case of Port Beach, it is reasonable to consider what is already provided at both Port and Leighton, as well as the types of facilities not yet provided but in demand. As Leighton has been shown to be undersized, Port needs to 'pick up the slack'. Also relevant is the growth expected in the region especially to the south and east, as well as the *Future of Fremantle* precinct. The limited capacity along the regional coastline to accommodate new coastal nodes, except at North Coogee, should also be a relevant consideration.

The recreation types in the table below include the minimum assets that should be provided at Port Beach. It allows for all existing Port Beach assets to be replaced as part of managed retreat but also picks up the shortfalls at Leighton. It also includes additional space for parklands, active recreation, and events that other nodes include. Areas provided for similar recreation types at other coastal nodes are provided to demonstrate the proposed minimum areas recommended for Port are reasonable.

Figure 2 - Recreation areas required for Port Beach

Recreation type	Notes and comparisons	Minimum Area (sqm)
Changerooms	Based on changerooms at Leighton and South Beach	700
Café/Kiosk	Based on 'Coast' café/restaurant/function centre at Port Beach	2,500
Surf Club	Replicating existing club at Leighton, perhaps an annexe	3,500
Other clubs	Allowance for Polar Bears and another similar.	300
Parklands, passive rec	Compared to Leighton (11,500sqm), South Beach (28,500sqm), Scarborough (47,000sqm),	20,000
Active Recreation	Compared to Scarborough (9,200sqm), South Beach (1,700sqm), Leighton has nil so add extra at Port	5,000
Boardwalks, promenades,	Scarborough (8,000sqm), City Beach (5,000sqm), allowance for paved car-free areas	5,000
Event Space	Scarborough (9,000sqm), WFAC front lawn (5,000sqm)	5,000
Car parks standalone	Scarborough (27,800sqm), City Beach (33,000sqm), Leighton (12,000sqm), Port Beach (16,000sqm), South Beach (15,000sqm).	21,000
Beach access road, parking	(Scarborough (14,600 sqm), Leighton (15,300), assume 625m of boulevard extension.	22,000
TOTAL		85,000

Assumptions: 1. Port Beach together with Leighton should accommodate the needs of the regional catchment. Combined, they should provide a similar amenity to that provided at Scarborough, i.e., at least 12ha.
2. Car parking allowance includes current provision at Port (1.6ha) + an extra allowance to offset the shortfall at Leighton (0.5ha).
3. The allowance for a boulevard is based on a 35m wide road reserve to optimise the capacity to provide parking.
4. As the node will be located on the existing Tydeman Road axis, not all the areas noted above will have to be provided as part of this amendment area. Some will have to be located south of the amendment area as part of the *Future of Fremantle* vision.

The minimum area to accommodate recreational demand is estimated at about 8.5ha which is consistent with that currently afforded at both Cottesloe and City Beach. Combined with Leighton, these twin nodes would collectively provide about 13.0ha of recreational area, slightly more than at Scarborough.

Of course, there can always be a case made for more recreation facilities. The government may want to establish a world class waterfront or acknowledges that new nodes may have to provide for most of the long term needs when existing nodes are progressively compromised by rising sea levels. Likewise, the government might want to consider that the Port and Leighton twins are the only beaches on the Metronet rail system withing walking distance of a station, so should be sized to serve a much bigger catchment. On the flip side, there can be some acknowledgement that another coastal node may be established at the north end of Rous Head as part of *Future of Fremantle*. The table above doesn't assume any of that, rather it seeks to identify the bare minimum.

This 8.5ha area can be distributed across the foreshore to suit the preferred location of the node. To maintain some separation from Leighton and consistent with the *Future of Fremantle* vision, a reasonable conclusion is that the node be centred on the axis of Tydeman Road. A coastal node in the southern half of the amendment area will also suit the form of the urban development where the northern half is proposed to be predominantly residential, and the southern half will likely include more mixed-use and commercial development. About half of the 8.5ha area might reasonably be provided for south of Tydeman Road when the *Future of Fremantle* redevelopment occurs, as is considered in detail in section 3.6 below.

3.4 Coastal Processes allowance based on SPP2.6

The proponent utilises their CHARMAP data for long-term Coastal Erosion Hazard Line to determine the setback required for coastal processes. This approach is similar, but not identical to the process defined in SPP2.6. On the one hand, the use of site specific CHRMAP data is more site-specific than utilising the general provisions in SPP2.6.

The erosion hazard line produces a similar allowance to a combination of the S2 (Erosion) allowance for historic shoreline movement and the S3 (Erosion) allowance for erosion caused by future sea level rise. However, the S1 (Erosion) allowance for storm events and the allowance for uncertainty are not necessarily captured in the erosion hazard line. Interestingly, the S1 allowance for a sandy coastline requires 40 metres to be included in the setback. The 40m is not dissimilar to the 65m width needed for a protective dune system which is the element that best defends against seasonal storm events and any uncertainty in the model.

Using Schedule One to calculate the required Horizontal Setback Datum (HSD) for the sandy coasts present at Port and Leighton, the following table summarises the HSD at each beach. It also provides a setback distance that includes a protective dune system.

Figure 3 - Setback for Coastal Processes based on SPP2.6

Beach node	Leighton Beach	Port Beach	Sandtrax
S1 (Erosion) Allowance for the current risk of storm erosion.	40m	40m	40m
S2 (Erosion) Allowance for historic shoreline movement trends (shown in brackets)	0m (stable beach)	85m (0.85m/year)	200m (2.0m/year)
S3 (Erosion) Allowance for erosion caused by future sea level rise of 0.9m/100 year timeframe	90m	90m	90m
Allowance for uncertainty (4.4) 0.2m/year	20m	20m	20m
S4 (Inundation) Allowance for the current risk of storm surge inundation.	0m	0m	*Not calculated
TOTAL DISTANCE OF HSD (S1 – S4) Measured from the shoreline datum	150m	235m#	350m*
Allowance for a protective dune system of 65m – S1 storm erosion	25m	25m	n/a*
TOTAL DISTANCE TO ACCOMMODATE COASTAL PROCESSES AND PROVIDE A PROTECTIVE (SACRIFICIAL) DUNE	175m	260m	350m*

Note: Determining the HSD deals only with coastal erosion and may provide nominal width to maintain a protective dune for the 100-year planning horizon. A stable dune system needs to be at least 65m wide (preferably 100m). Combining the S1 allowance of 40m with another 25m would provide the bare minimum width required to maintain a stable dune for 100 years. The HSD does not include any allowance for recreation and access needs which must be determined separately.
*It is unlikely that the *Future of Fremantle* vision includes sufficient foreshore reserve at Sandtrax for a sustainable dune system. It is more likely that the foreshore there will rely heavily on engineered protection as part of establishing a north facing beach at Rous Head. The 350+ setback indicated above would be required if a natural beach is proposed. A fully engineered outcome requires a separate study.
for reference, the 235m HSD is about 65m west of the Bracks Street road reserve.

The 235-260m setback for the Port Beach node does not include any allowance for the recreation and access needs associated with the node. Accommodating these needs requires additional reserve width. At a coastal node, the reserve would need to be significantly wider than the 235-260m setback. At Walter Place, the HSD reduces to 175m as it approaches the more stable coastal zone at Leighton. These are the indicative setbacks required for the coastal erosion component and are provided for comparison purposes only.

3.5 Coastal processes allowance using CHRMAP data

As noted above, the proponent has relied on site-specific CHRMAP modelling in determining a setback for coastal processes. Their primary focus has been to demonstrate that the urban deferred zone is set inland of the Coastal Erosion Hazard Line at the end of the 100-year timeframe. This may be sufficient to avoid private development from falling onto the beach in a severe storm. However, it does not guarantee that development will be protected from general coastal impacts associated with strong sea breezes and the movement of damaging sand and salt spray. Most critically, it does not go close to providing adequate area for recreation assets to be maintained through to the end of the planning horizon.

The proponent has relied upon their most recent 2025 CHRMAP to assess long-term coastal processes. At the Tydeman Road edge of the Port Beach node, the 2125 Coastal Erosion Hazard Line is about 157m in from the shoreline datum. As noted above, an allowance of 65m to accommodate a stable dune system should be added on top of the width of the hazard line to ensure any public and private assets are protected by a stable dune throughout the planning horizon. That would require a 222m setback which is somewhat less than the 260m calculated from the SPP2.6 assessment above.

It is considered reasonable to use the site specific CHRMAP data to determine setbacks for coastal processes in lieu of the more generalised approach detailed in SPP2.6 provided allowance is made for a stable dune system. However, the overall setback assessment must also include allowances for recreation needs and providing public access and parking.

3.6 Cumulative setback and distribution of recreation

It is acknowledged that both the new foreshore reserve and the urban development need to be viable and integrated. The integration needs to extend to the north into Leighton, and to the south as part of the *Future of Fremantle* vision. Determining the additional area of urban deferred land that needs to be added to the Regional Open Space reserve is challenging for all stakeholders but getting the right balance will great benefit the new residents of the urban precinct and the broad community. A balanced decision will ensure these benefits can be maintained for the full 100-year planning horizon.

Decision makers should be mindful not to impose all the public amenity demands on just one developer, but to ensure they are equitably spread across proposed and future developments. As noted previously, if the Port Beach node is to be centred on the axis of Tydeman Road, then about half of the 8.5ha required to accommodate recreation and access needs could reasonably be located south of Tydeman Road as part of the *Future of Fremantle*. However, uncertainty about timing of the *Future of Fremantle* development, combined with the urgent need to relocate assets at Port Beach, will necessitate some existing components being relocated in full as part of this urban precinct. At a minimum, all existing buildings and parking need to be relocated in the short term.

On this basis, several concessional assumptions can be made that limit as far as reasonably practical the burden on the proponents in accommodating the Port Beach node. These assumptions, which are considered in detail at the end of this report, include:

- That the overall recreation area for the Port Beach node should be at least 8.5ha.
- That the Port Beach node be centred on the Tydeman Road axis meaning that about half of the node be provided for as part of the urban precinct development.
- That the minimum recreation space to be provided in the foreshore adjacent to the amendment area be set at 4.15ha based on providing at least a like-for-like replacement of the existing Port Beach assets (4.0ha). The remainder of the node, i.e., 4.35ha, to be developed as part of *Future of Fremantle*.
- That 0.5ha of area for parking be located at the north end to serve the Leighton node.
- Walter Place be reconfigured to provide additional parking for Leighton (within a road reserve that is not part of the foreshore reserve).
- That only half of the beach access parking street (extension of Leighton Beach Boulevard) be provided in the amendment area, to be located to the north. The concession here is that the urban development at the node (south end) can front directly onto the foreshore reserve, separated by a pedestrian promenade only. This delivers a better distribution of setbacks across both landholdings in the amendment area. It provides an opportunity for a fair spread of development west of Bracks Street for both landowners. The remaining section of boulevard is assumed to be provided south of Tydeman Road as part of the *Future of Fremantle* vision.

- That the access road and parking at the node be permitted to swing behind developments and be contained within the urban zone on the Bracks Street alignment provided the road reserve is widened sufficiently for that purpose.

The figure below distributes the data from Figures 2 & 3 and converts that into setback widths that accommodate the relevant spatial needs in the locations where they are needed. It is informed by an iterative design-based process that sought to combine the practical needs of development with those associated with planning the foreshore.

Figure 4 - Cumulative setback to development at Port Beach

Location	North end of development at Walter Place	Transition point between 315m north of Tydeman Rd	Port Beach Node at Tydeman Rd
2125 Coastal Erosion Hazard Line	113m	128m	157m
Allowance for 65m protective dune o/a 28m S1 factor in proponent's assessment	37m	37m	37m
Allowance for extra parking at north end to boost parking servicing Leighton 0.5ha	17m	17m	n/a
Allowance for beach access road (Leighton Blvd) 1.0ha of 2.2ha total.	35m	35m	n/a
Parklands, promenade, events space and landscaping 1.8ha of 3.5ha	20	25	34
Replacement buildings 0.35ha of 0.7ha Replaces existing like for like	n/a	n/a	12m
Allowance for standalone car parks 0.5 of 2.2ha. Combination of this and boulevard parking provides 20% more parking than currently exists at Port Beach	n/a	n/a	16m
Total P&R reservation width to edge of development required to comply with SPP2.6	222m	242m	256m

The figure below maps the different components from the table above and identifies an additional 4.57ha of land area that should be added to the Regional Open Space reserve to comply with SPP2.6. The eastern boundary of the additional reserve is adjusted slightly to fit to the urban grid and establish better integration with the Leighton node.

At the Tydeman Road end, the reserve is widened through to Bracks Street to accommodate the future extension of Leighton Beach Boulevard into the proposed urban grid of the *Future of Fremantle* development. This adds a further 0.55ha to the additional Regional Open Space reserve. As this alignment may change in the future, the aim is to provide some flexibility at this juncture.

The total additional area of land to be added to the Regional Open Space reserve is 5.12ha of which about 1.71ha is within the northern parcel of land (37.5% of their land), and 3.41ha is within the southern parcel (39.2% of their land). Every effort has been made to balance out each owner's contribution to the foreshore reserve.

Figure 5 - Additional Regional Open Space reserve

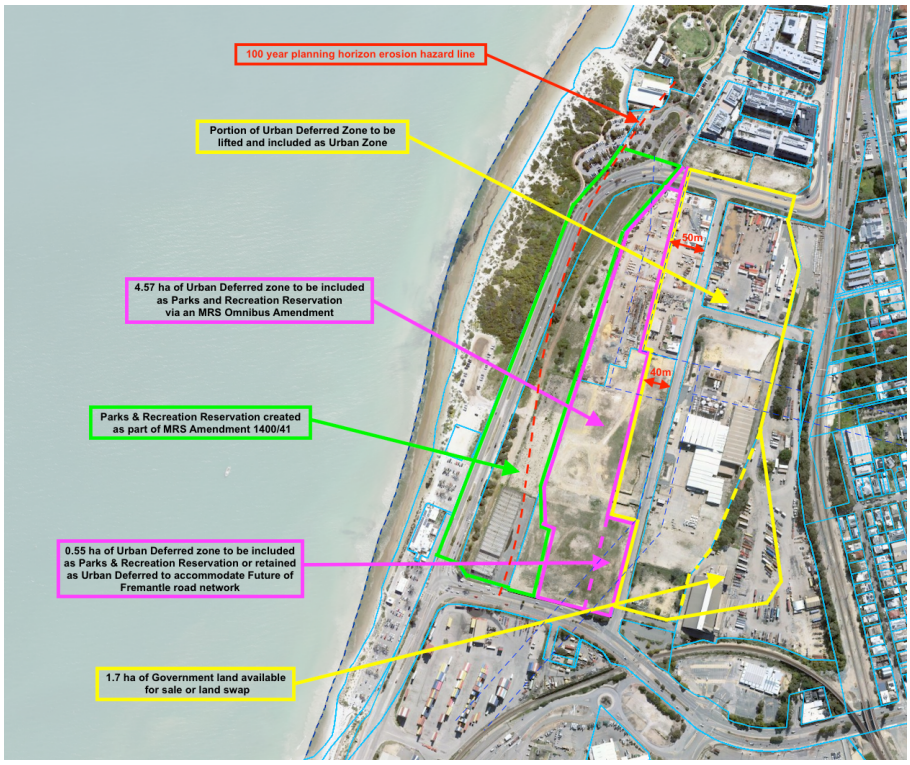

The plan above allocates sufficient foreshore reserve in a manner that demonstrates the protection of the values, functions, and uses of Port Beach for the 100-year planning timeframe prescribed by SPP2.6 at section 5.9(i) of the policy.

3.7 Other requirements of SPP2.6

Land use and intensity of adjacent development is a key consideration when planning for a coastal node. There is an expectation that an intensively used foreshore node in the Metropolitan Area should be backed by equally intensive and diverse urban development. In particular, mandating highly activating commercial and hospitality uses at the ground level adjacent to a foreshore node is critical to the success of the node. This must include provision for alfresco dining areas that support a coastal lifestyle.

The diversity of the commercial offer is important as is the residential typology which should aim to avoid conflicts between an active foreshore and lower density or noise sensitive residential. The form of the private development must compliment and contribute to the activation of the foreshore. If it doesn't, there is an arguable case that the reserve should be made larger so that more commercial facilities can be built within the reserve.

The *Land Use and Movement Plan* in the proponent's original report combined low density residential with non-activating land uses as the backdrop to the coastal node. Single residential houses and a local supermarket abutting a coastal node is the antithesis of what's required. The proponent's more recent concept planning may offer an improvement in the way development supports the foreshore, but no concepts or draft structure plan have been submitted, or at least they are not publicly available.

The WAPC should require a draft structure plan or similar document be submitted to ensure the Port Beach coastal node will be supported by high density, mixed use, and diverse developments that play their part in supporting and activating the foreshore node.

The previous approach adopted at Leighton Beach, reflected a desire to keep development scale modest at the north end (i.e., 3 storeys, more articulated, less urban) where it joined the more natural sections of coast. Closer to the node at Freeman Loop, development was permitted to be more urban in form and slightly taller. As the reserve was considered narrow, care was taken to limit heights abutting the waterfront to four storeys with slightly taller elements set back. The current foreshore reserve at Port is even narrower and so the same rules for height would logically prevail, especially if development fails to provide activation of the node.

The guidelines for height, in SPP2.6 section 5.4, apply to all development within 300m of the horizontal shoreline datum. Hence, they apply to all development west of Bracks Street. The closer development is to the beach, the lower the allowable heights are likely to be. In a scenario where the foreshore reserve is widened to fully accommodate a coastal node, the setback will increase to 250m or more. The combination of an increased setback and the desire for development and land uses to compliment the coastal node would likely prompt the City to be supportive of taller buildings to activate the foreshore. This balancing of setback and heights would assist the proponents optimise their waterfront sites and offset some of the loss associated with ceding land to the foreshore.

4. STRUCTURE PLAN and CRITICAL PATH

4.1 Draft Structure Plan to satisfy SPP2.6

The proponent's report prepared to support the MRS Amendment, titled *Proposed Metropolitan Region Scheme Amendment – North Fremantle Development Precinct* [Urbis et al, 25 Feb 2021], is outdated and should not be used to inform the lifting of the urban deferment. Five years on, the indicative development scenarios have apparently changed significantly but details of the changes have not been formally submitted.

As noted previously, when considering a request to lift an urban deferment, the WAPC must sight reasonable evidence through a draft Structure Plan or similar evidence. New concept plans are needed that adopt the size and width of the additional foreshore reserve defined herein. The proponent must also demonstrate they can deliver an appropriate form and typology of urban development adjacent to the coastal node. In particular, the following elements should be demonstrated to the WAPC before lifting the urban deferment:

- identification of the addition land to be transferred to the Regional Open Space reserve.
- extension of Leighton Beach Boulevard to serve Port Beach and provision for it to be extended southwards consistent with the *Future of Fremantle* vision.
- inclusion of high-density mixed-use development to support the activation of the coastal node and to satisfy the requirement for transit orientated development near the passenger rail station, both existing and as proposed in the *Future of Fremantle* vision.
- a commitment from the State to remove the Planning Control Areas and to relocate port access from Port Beach Road to an extension of Curtin Avenue through to Tydeman Rd. The commitment must identify the critical path to deliver this so that managed retreat can commence in the short term.
- an integrated transport plan supported by key stakeholders that demonstrates how and when improved east-west urban connectivity will be delivered, including linkages to connect the new urban precinct with the North Fremantle town centre.
- strategy for local open space that optimises use of the regional open space and any remnant areas in and adjacent to the transport corridor to the east, together with an agreed strategy for reasonable compensation to deliver regional and local open space; and,
- resolution of service locations to avoid pump stations, drainage sumps and other facilities ending up in the foreshore reserve unless land area is added to the reserve to accommodate these.

Based on Figure 5 above which defines the additional Regional Open Space requirements, the sketch plan below (Figure 6) provides an indicative layout for development of the North Fremantle Urban Precinct. The plan is based on certain assumptions, including that:

- Curtin Avenue will be extended to Tydeman Rd at the time of development. Port Beach Rd north of Tydeman Rd will be closed and foreshore works implemented.
- The rail will be elevated during or soon after the development window. The new station is near Jackson St so relocation is not dependent on removing the rail loop.
- East-west linkages are included in the urban precinct planning. An urban road links Curtin Ave and Stirling Hwy in lieu of the Curtin-Stirling flyover or freeway style link.
- Allowances for a future Tier 2 transit route into the *Future of Fremantle* precinct.
- The Port Buffer rules are revised as part of the Local Planning Scheme review to enable residential development to extend further south in urban precinct.
- A neighbourhood centre is located east of Bracks Street where it can grow into a district centre in the future when the port closes or the rail loop is removed; and,
- Introducing mutually beneficial ways to buffer existing residences in Pearse Street from changes to the transport corridor.

Figure 6 - Concept Plan: Port Beach & Urban Precinct

4.2 Relocating assets as part of adaptation strategy

Community preference, as supported by the City and DPLH, is for the foreshores to be retained with continuous and wide sandy beaches, uninterrupted by groynes, and backed by a naturally protective sand dune system with appropriate access gaps at nodes.

However, given the extreme historic erosion recorded at Sandtrax (2.0m/yr) and Port (0.85m/yr) in recent decades (since the construction of Rous Head), there is some acceptance, or at least tolerance, of the need to consider engineered solutions in the Sandtrax area at the very southern end of this sediment cell. Possible interventions proposed to date as part of *Future of Fremantle* and past CHRMAP processes include:

- a hook groyne extending northwards from the north-west tip of Rous Head to mitigate against the loss of sediment offshore when seasonal littoral drift is heading south.
- establishing a north facing beach at the northern end of Rous Head capable of storing a large bank of sand, potentially supported by ongoing sand nourishment.
- offshore reefs extending northwards from Rous Head aimed at diminishing wave energy in the Sandtrax corner and reducing littoral drift in either direction so that sand nourishment can be optimised at the southern end; and,
- artificial tombolos or detached breakwaters to reduce wave energy and trap additional sand to maintain wider beaches without introducing traditional groynes that would fragment the continuous beach character.

Physical engineered solutions must be seen as a last resort in coastal planning. Clause 5.7(i) of SPP2.6 states that:

> *"New coastal protection works are not permitted, except where such works are considered only after all other options for avoiding and adapting to coastal hazards have been fully explored, as part of a comprehensive coastal hazard risk management process."*

Importantly, proposed engineered interventions must demonstrate that no adverse impacts will occur at Port and Leighton beaches. There is no point in delivering an engineered solution to fix one problem if it simply pushes the problem on to the next section of foreshore. Therefore, modelling of any proposed physical works must satisfy the following criteria:

- not shift the erosion currently experienced at Port northwards to Leighton because that existing foreshore reserve was not designed to accommodate shoreline erosion other than that generally associated with sea level rise; and,
- maintain a wide natural beach in front of the Port coastal node where historic erosion is reduced as far as reasonably possible, or at least maintained at current levels (0.85m per annum) as part of a managed retreat plan.

Most likely, a combination of the above engineered solutions will be required within the medium term, especially when delivering the *Future of Fremantle* vision. Notwithstanding, the coastal retreat strategy for Port Beach must be maintained.

As part of the retreat strategy, the aim in the short term (by about 2035) should be to shift the bulk of the assets at Port Beach inland to the north of the Tydeman Road axis to separate them from the more extreme erosion at Sandtrax. Shifting assets north aligns with the current planning opportunity and remains the only viable option available within the required timeframe. However, the assets should not be located so far north that they merge with the Leighton node.

The assets should be in the southern half of the urban precinct foreshore to maintain a gap of about 400m from the Leighton node (surf club building). Ultimately, the new Port Beach node should be about 650m long of which up to 315m should be north of Tydeman Road. Hence, any future engineered solutions would be located at least 300+m south of Tydeman Road so as not to conflict with the node. A new sand dune should be formed when the old assets are removed and extend some distance east of the current shoreline datum to allow for active erosion while maintaining a wide beach.

4.3 Incompatible Port Beach Road

The current Port Beach node is already unsustainable due to severe erosion. All the foreshore recreation assets need to be relocated eastwards in the short term. The 2045 Coastal Erosion Hazard Line shows the shoreline datum directly abutting Port Beach Road meaning all the existing car parks and buildings will have to be removed well before that time. The planned retreat of the Port Beach assets cannot wait until 2045 and should ideally be implemented starting by 2035. Relocation must happen before Westport is operational and well before the *Future of Fremantle* projects can break ground.

Relocation of the recreation assets cannot occur while Port Beach Road provides essential access to the Port. As non-container trade will almost certainly continue beyond 2040, relocation of the port access road to the Curtin Avenue alignment must be part of the critical path for coastal retreat and is essential to maintaining functional recreational assets. It also happens to be an essential component to make the urban precinct development-ready so it can take full advantage of its juxtaposition to a functional foreshore reserve. A failure to relocate the port access road will render the new section of foreshore reserve dysfunctional and surrounding development opportunities will be blighted.

The planning process for the Leighton node demonstrated the folly of maintaining a port access road between a new urban zone and the foreshore. At the time, respective agencies acted independently of each other and there was no coordinated plan to deal with Port Beach Road. After several years, the government was forced to step in and commit to building a section of Curtin Avenue to the east of the new urban zone. All parties want the urban development to proceed in a timely manner, but the WAPC must first insist on a mutually agreeable integrated transport plan and timeline that ensures development can proceed and the function of Port Beach can be retained and enhanced.

4.4 Integrated Transport Plan

Consistent with the key consideration listed in the *Future of Fremantle* vision and the City's integrated transport planning and *City Plan – North Fremantle*, there is an absolute need to align transport infrastructure decisions across the Leighton Peninsula to place outcomes. Moving freight and traffic through to other regions remains important but must be balanced with the needs of locals who intra-regional journeys generate 84% of all traffic on the main roads of the peninsula. These people who live in the regional catchment have a strong interest in the quality of the urban realm and the accessibility of the coast.

Inter-regional traffic movement is important but there is equally a need to ensure transport planning is an enabler of quality urban development, not an outright obstacle. There must be a better balance between regional connectivity and local amenity. New transport infrastructure must support and enhance community connectivity and progressively undo the historic fragmentation caused by outdated thinking. The most critical component of this is to step away from concepts of flyovers and super-highways and focus on delivering a network of urban roads, bridges, and linkages that fully integrate with urban development, support walkable neighbourhoods, and encourage alternative transport options including cycling and public transport.

A road network option worthy of consideration is one that delivers a dispersed 'urban grid' network of boulevard style roads instead of consolidation of traffic onto one controlled access main road. Fremantle has two bridges across the river with the possibility of a third crossing as mooted in the *Future of Fremantle* vision. South of the river, the regional road network is already dispersed into multiple routes. Hence, it is reasonable to spread the load north of the river across similarly dispersed routes. At the very least, the dual routes associated with Stirling Highway and Curtin Avenue, and complimented by a coastal access road, should be maintained, and extended into the new development precincts. A grid network would provide flexibility to service local needs as well as through traffic and could accommodate changes in land uses over time as Port trade progressively transitions out of North Quay.

Finalising an integrated transport plan for the Leighton Peninsula is an essential step prior to the lifting of the urban deferment. It is likely to the following actions:

- A viable alternative route is required to provide access from the north to the port. While Westport may see the container trade relocate by the end of the 2030's, non-container trade may linger well past that time. Relocating the port access function and removing Port Beach Road is essential to both managed retreat of the foreshore and implementing a successful coastal node.
- Notwithstanding MRWA's long-standing preference for a flyover to connect Curtin Ave to Stirling Highway, together with a duplicated Stirling Bridge, the need to extend Curtin Ave to Tydeman Road will still be required to provide interim servicing of the port and/or to link with the proposed transport planning recommendations of the *Future of Fremantle* vision. This can include a permanent solution that slides under the rail loop to achieve standard clearance and/or a temporary solution that deflects around the rail loop and joins Tydeman Road west of the rail crossing to maintain a high-wide load route.

- In addition to providing port access, the Curtin Avenue extension through to Tydeman Road is required so that the new urban precinct can be successfully integrated within the locality, including to the east and the North Fremantle town centre. The WAPC needs to sight evidence that this will be achieved at the time of development. The evidence must identify how the 49.2ha of government-controlled land will integrate within the locality and to ensure land not needed for transport needs is seamlessly made available for development.
- Evidence is required that the transport corridor will accommodate the passenger rail into the future as well as the potential for light rail servicing the *Future of Fremantle* precinct area. This must include a timeline to deliver an elevated passenger rail line and make allowance for future light rail and a relocated station.
- A strategy to mitigate the fragmentation caused by the passenger rail corridor is key to delivering a well-connected urban precinct. Planning to improve east-west connectivity in the critical zone between Walter Place and Tydeman Road is essential to the successful integration of the new urban precinct and the foreshore node. Assessments to date clearly favour the passenger rail being elevated in this precinct to enable numerous roads and linkages to slide underneath. Planning to elevate the rail is also likely to deliver the optimal use of government-controlled land.

Clearly, an integrated transport plan supported by the State is required in advance of lifting the urban deferment. Such a plan is considered essential to satisfy the WAPC's own condition that the regional road and transport requirements be confirmed and would also be consistent with numerous key directions listed in the *Future of Fremantle* vision.

4.5 Neighbourhood Centre and Density

The proponent has dubiously defined the historic North Fremantle town centre as a district centre servicing the North Fremantle catchment. The City has an equally confusing definition of the 'North Fremantle District Centre' which it defines as an elongated area centred along Stirling Highway and stretching from Tydeman Road up to the Dingo Flour Mill. Despite the illusions, North Fremantle does not have a functional local, neighbourhood or district centre, but rather a series of quite small commercial nodes and individual shops disconnected from each other.

The old North Fremantle town centre does not have the capacity to accommodate the land use mix required for a local or neighbourhood centre let alone be considered a district centre. The City's Local Planning Strategy now recognises the town centre is incorrectly labelled as a District Centre and notes the need to seek an alternative site on unconstrained land. The planning focus is to secure a reasonable centre within the North Fremantle Urban Precinct provided it can be successfully linked across to the bespoke Queen Victoria Street precinct that is more focussed on a lifestyle offer than commerce and services.

A Neighbourhood Centre with supermarket is an essential addition to serve the North Fremantle community which has nearly 4000 residents. The proponent's initial concept included a 0.8ha site fronting Tydeman Road and set between Bracks Street and the foreshore, although that may have changed in their current deliberations. It is certainly

questionable whether such a centre affords the best land use fronting a coastal node, or even whether it's appropriate at all. Understandably, the proponent may consider this approach an expedient way to solve a problem in a location that may otherwise prove difficult to develop as high density residential with commercial activation beneath, at least in the short term (see section 4.6 on the buffer zone). However, the broader community interest is to ensure development fronting the coastal node complements and activates it.

From a strategic planning perspective, it would be preferrable for the neighbourhood centre to interface with the future rail station, especially if light rail becomes a reality as part of the *Future of Fremantle* vision. Access from both Tydeman Road and the extension of Curtin Avenue would benefit such a centre especially in the early years while the local catchment is still growing. Alignment with the extension of Jackson Street as a primary pedestrian connector between the North Fremantle town centre and the coastal node would also strengthen the function and inter-relationship of each of these components.

The land located immediately north of the rail loop, a combination of private and government owned land, offers the best location for a neighbourhood centre. Like all the land at the southern end of the North Fremantle Urban Precinct, this area is somewhat blighted in the short term until the container trade relocates to Westport. However, a neighbourhood centre site of about 1.4ha can be established immediately irrespective of other constraints. This would easily support the establishment of a 3000+sqm supermarket and other neighbourhood centre land uses sufficient to serve the existing population and the new urban precinct. Importantly, this site has the potential to be expanded when the rail loop is removed. The expanded site could provide a total of 4.1 ha, enough for a large Neighbourhood Centre or mid-sized District Centre.

Regarding density, the proponent's original amendment report indicated planning was based on delivering at least 25 dwellings per hectare. They relied on the location of the existing North Fremantle rail station to support low density development at the Tydeman Road end of the site. That assessment is outdated and requires revision prior to lifting the urban deferment.

Both the *Future of Fremantle* and the City support the station being relocated to the south as part of a new section of elevated rail. Possible sites depend on the timing of the works. Stations near Jackson Street would better suit the new urban precinct, the old Town Centre and the coastal node and can be constructed before the rail loop and port disappear. Under this preferred scenario, the southern part of the site and the coastal node sit within a 400m catchment and the whole site still falls within 800m of that new station. An option south of Tydeman Road is a much longer-term prospect that may better suit Future of Fremantle and the replacement of the rail bridge later this century, but it can't be integrated with the new urban precinct.

The WAPC's policy for Activity Centres, SPP4.2 indicates that density across the whole site should be in the R100 and/or RAC3 brackets at a minimum. It remains uncertain what density yield the proponent intends to deliver. The WAPC must seek evidence that the whole of the site will accommodate high density development in accordance with SPP4.2.

4.6 Port Buffer Zones

The Port Buffer zone polygons for Areas 1 and 2 fall across all the urban deferred land. The northern 60% of the precinct lies in buffer Area 2 so can include considerable residential development subject to suitable built form requirements being imposed. The 40% of the precinct closest to Tydeman Road lies within Area 1 and is currently more constrained.

As it stands, the southern part of the precinct isn't suitable for some sensitive land uses. Residential uses would need to be shielded by a high level of protective conditions to maintain the safety of the occupants by ameliorating the impacts of odour, noise, explosions, and toxic gases. Larger developments would be subject to formal risk assessment and must be designed to ensure the risk impacts from port operations on the occupants will be maintained as low as reasonably practical (ALARP).

The proponent's original response to risk was to limit residential development in Area 1 to small-scale low-density development to avoid complex assessment. They also proposed to buffer residential from port operations using commercial and non-residential mixed-use developments. As noted above, this type of development would be inconsistent with the need to activate the coastal node and may negatively impact on the function of that public space. In addition, low density residential, while commercially pragmatic for developers in the short-term, is inconsistent with the State's desire for medium and high-density areas around transport nodes. As such, it would be premature to allow urban development in Area 1 until the buffer zone issues can be resolved.

It is noted that the nearby Northbank development was initially constrained by similar risk issues. Interestingly, it is located much closer to risk sources compared to the North Fremantle Urban Precinct but protected by the rail embankment. At Northbank, risk contours were ultimately resolved at ministerial level through the Environmental Appeals directorate at the request of Cabinet. Similarly, it would be desirable for the State to investigate a site-specific approach to risk issues affecting the new urban precinct rather than accept a form of development that compromises the strategic function of the locality.

It is also noted that the Ports' buffers were endorsed more than twenty years ago to protect the operations of the day as well as future expansion of the port. This was prior to strategic moves to relocate the port and changes to operations at the eastern end of the port. The buffer boundaries were also mapped in a manner that was cognisant of existing land use which at the time was for industrial purposes for this site.

Handling of dangerous goods principally occurred at the bridge end of the port. Most dangerous goods are now shipped using isotainers on container ships and handled further to the south-west. The handling of those goods occurs at a greater distance from the urban precinct. The existing elevated landform between the container terminals and Tydeman Road offers a better buffer in much the same way that the rail embankments did for Northbank. Likewise, containers are now stacked much higher than they were in the 1990's

There is an opportunity to review the buffer zones provisions as part of the City's local scheme and policy reviews. This can and should occur prior to adopting a structure plan for the urban precinct.

Lastly, it is worth noting that the lots immediately north of Walter Place in the Leighton urban precinct were originally impacted by buffers associated with the oil industries that operated to the south. These sites were constrained by planning controls in the local scheme that ultimately resulted in those sites remaining unviable for development until after that industry was relocated. Sometimes it is wiser to pause urban development until it can be optimised.

4.7 Boosting access to the Leighton coastal node

It is estimated that an additional 2.0ha of land is needed to improve the function of the Leighton Node. This can be achieved cumulatively through three separate opportunities, namely:

- Following the removal of Port Beach Road, transforming Walter Place into a beach access road that can accommodate considerable parking within the existing 31m wide road reserve. This would accommodate a boulevard style road with right angled parking either side. To compliment this approach, the proponent has considered including some north facing commercial development at the ground floor level facing Walter Place. The proposal adds 0.5ha of functional space that directly supports the Leighton node.
- Adding an extra 0.5ha to the size of the foreshore reserve in front of the new urban precinct to double the size of the car park south of the surf club. In practice some or all of this area could be developed as parklands that provide overflow parking at peak periods rather than more bitumen. It is noted that this extra quantity parking was indicated in the *Leighton Oceanside Parklands – Masterplan Report* (DPI, 2007) but was never implemented because the location proposed was west of Port Beach Road and would have compromised the fragile sand dunes.
- When Curtin Avenue is implemented north of Leighton, reconfigure at least 1.0ha of land around the old Port Beach Road. Following removal of regional traffic, the old road would become an extension of Leighton Beach Boulevard and provide an opportunity to add significant parking. Nearby spaces to the north may also be available to establish parklands that could include overflow parking opportunities.

4.8 Configuration of Port Beach foreshore

The *Future of Fremantle* vision indicates continuous beach access roads between all new urban development and foreshore areas, essentially a continuation of Leighton Beach Boulevard which sits within a 31m wide road reserve. This is the typical default technique to establish beach access and create the essential demarcation between development and the foreshore as required by SPP2.6. It's been an Australia-wide default position in a country

where the car is king. Had the Leighton Beach Boulevard been made 35m wide, it could have provided significantly more parking while maintaining a high-quality public amenity.

While calculating the coastal setback widths, it was identified that the required setback at the node, inclusive of the road, would have extended to within 9 metres of Bracks Street. A pragmatic alternative has been adopted whereby Bracks Street doubles up as the beach access road at the node only. This provides for a 40m deep development site between Bracks Street and the foreshore. To establish the required demarcation, a notional 4m wide PAW is included between the development site and the foreshore.

To ensure the length of this promenade can be activated and include CPTED principles of design, tight planning controls would need to be in place in the structure plan and local scheme. As a first step, the development site and promenade are proposed with a 170m frontage to ensure no part of it is too far from nearby roads and that sufficient critical mass of alfresco activity can be maintained. For comparison, the promenade length is 50% longer than the Gage Roads frontage at Victoria Quay or about the same length as the Kailis and Cicerello's boardwalks combined. The promenade would need to be integrated with a well landscaped coastal parkland.

The coastal policy does not mandate a road, only that the demarcation between public and private is clear. This can be achieved by ensuring the foreshore includes an accessible and welcoming public space immediately adjacent to the development. An example of this is the pedestrian boardwalk and promenade located in front of development at Rockingham Beach. The Port Beach promenade would be approximately twice the length of the one at Rockingham, and much further from the water. Separating cars from the waterfront has also been successfully adopted in many public marinas.

The 170 x 40 metre promenade development site is sufficiently sized to accommodate the commercial activity required and wide enough to provide good frontage all around. For comparison, it is about 40m longer that the Liv Apartments in Queen Victoria Street and is the same depth. That complex successfully fronts on to streets front and back.

The Concept Plan at Figure 6 also indicates the possible re-use of the large industrial shed immediately behind the Coast building at Port Beach. The location is suitable for public foreshore use in the first half of the planning horizon and would offer the opportunity to deliver an interim solution as part of the managed retreat strategy. The footprint of the shed is larger than all the built facilities currently located at Port Beach. It could also include a raised ground floor to gain better views, with service type functions located in a lower ground level. As the configuration of the southern half of the node becomes apparent as part of implementing the *Future of Fremantle* vision, new assets could be developed to replace those located in the shed.

Included in the Concept Design is a lawned event space about the size of a junior football oval. The space is intended for events, active recreation, overflow parking and parklands, and accommodate basic recreation needs as sea level rises progressively and shrink the available space.

The Concept Plan suggests raising the foreshore edge of development to at least 9.0m AHD to offer some opportunity to see over the sand dunes. Much of the sit sits at 7.0m AHD and so a cross fall of 2m west to east would enable most of the site to drain to the east and for drainage requirements to be included in remnant land in the transport corridor where it can be combined with local open space opportunities. As was successfully achieved at Leighton, raising the subdivision roads above the existing ground level allowed developers to minimise excavation costs.

4.9 Urban Integration

The Concept Plan investigates some initial ideas that would help buffer existing residential development east of the transport corridor while also making all the space in the corridor more accessible to the public one the rail is lifted and land beneath provides a plethora of opportunities. Ideas include:

- In lieu of building hostile sound walls at the back of houses facing Pearse Street, provide a nominal 3-6m wide strip of land to each resident west of their back fences to accommodate tall garage/studio structures serviced by a laneway under the raised rail. Encourage a high level of design creativity that reinforces existing artist and maker spaces to the north while delivering noise sensitive design. The buildings to provide a *de facto* sound wall, to be used for parking to ease congestion in Pearse St, and to provide activation of an area that would otherwise be an unsafe remnant space.
- Provide passive and active recreation under the rail and along key pedestrian links. The local open space opportunities developed here to offset the proponent's local open space requirement at subdivision to help offset the ceding of foreshore land.
- Provide landscaped drainage basins and wetlands for the proponents to use, in lieu of using their own land and as part of the compensation package to offset the ceding of land for the foreshore reserve.
- Negotiate with owners of property fronting Tydeman Road to develop a rear public laneway that helps facilitate the closure of all side road connections along Tydeman Road (Pearse and Jewell), and all driveway, and provides another pedestrian route from the town centre to the new neighbourhood centre. Properties facing Tydeman Road could be zoned mixed use.
- Provide a future parkland setting alternative access and car parking behind the Railway Hotel once the rail loop is removed so that the historic pub can be given a new life and be well connected back into the urban precinct.
- Jackson Street is shown as the primary pedestrian route that links together the town centre, the new urban precinct including the neighbourhood centre, and the foreshore node. It is not necessarily intended to include a through route for vehicles but that option could be considered. Properties facing Jackson Street could be zoned mixed use.
- In lieu of the Curtin Link flyover, or a similar at-grade design that only prioritises vehicle movements, the Concept Plan includes an east-west urban road link between the two primary boulevards. This link doubles as the primary entrance into the new urban precinct and leads to the twin foreshores in a way that takes traffic off Tydeman Road.

4.10 Land ceding and costs

In accordance with SPP2.6, an additional foreshore 5.12ha of land should be added to the foreshore reserve. This land is typically required to be ceded to the State at no cost at this stage of development.

Of the 5.12ha of the proponent's land required for the foreshore, 0.50ha is to support the Leighton node and 0.55ha is allocated to secure appropriate linkage to the *Future of Fremantle* development. These two elements do not flow from the requirements of SPP2.6 and so warrant compensation to be paid by the State. Based on the value of industrial land, the compensation rate would be about $1500/sqm, totally $15.75mil.

The remaining 4.07ha of land to be ceded represents about $60mil of the proponent's land. If the WAPC elected to adopt a full 'protection' adaptation approach, the amount of land to be ceded could be significantly decreased but would require the proponent to build the man-made protection required to allow that to happen. For example, based on the recent cost of proposed groynes at Mullaloo, two groynes at Port Beach might cost upwards of $14mil. Additional costs associated with sand nourishment of the new beach and seawalls to protect assets retained too close to the beach could push the proponent's costs higher than the land they would otherwise have to cede.

To offset or incentivise the ceding of 4.07ha of land, the WAPC may consider exchanging land it controls for land to be ceded. Some 1.7ha area of surplus government land located north of the rail loop may be available immediately to offset. Another 2.0ha of transferrable land would become available when freight rail to the port is no longer required.

Coastal policy generally precludes using local open space to create a foreshore reserve. The adjacent transport corridor includes land suitable for local recreation, including under future elevated rail. An agreement to relax 50% of the developer's open space contribution could allow another 0.5ha to be used for development rather than as open space.

The State could reasonably argue that developing the urban precinct necessitates the removal of Port Beach Road and relocating the port access route to an extension of Curtin Avenue through to Tydeman Road. This is the most important State funded project in making the urban precinct development ready. At an estimated cost of $105mil inclusive of a tunnel under the rail loop, the WAPC should only lift the urban deferment once a timeline and budget are allocated for this project. While development could conceivably commence without these works, the value of the proponent's land will rise significantly if the works are completed. Likewise, setting timelines and budgets to implement elevated rail, a new rail station, and improved east-west linkages would all lift the value of the proponent's land.

Lastly, the need to virtually rebuild all the assets at Port Beach in much the same way that occurred at Leighton will require a significant State budget. Similar projects at other beaches provide an idea of the budgets required: Walmanyjun Cable Beach - $50mil; Cottesloe Beach Revitalisation - $30 mil; Scarborough Foreshore Redevelopment - $100mil. Committing to these foreshore works will also significantly boost the proponent's asset.

parking boulevard
R-AC3
R-AC1
Leighton overflow parking
parking boulevard
R-AC1
R-AC3
park
R-AC3
elevated rail
400m
2026
2045
2070
coastal retreat
2121
PORT BEACH
parklands
Port Beach Promenade
parking boulevard
R-AC2
elevated station + light rai
2121 vegetation line
R-AC0
R-AC3 Text
park
beach shack
surf club
polar bears
croation club
events park
plaza
Neighbourhood Centre & Commercial Buffer
laneway + Fonzi Flats
sump
future coastal node expansion
future activity centre expansion
pub
light rail
parking boulevard
FUTURE OF